

IBM z/VSE
Version 6 Release 2

*Language Environment for z/VSE
Debugging Guide and Run-Time
Messages
Version 1 Release 4 Modification 10*



Note: Before using this information and the product it supports, be sure to read the general information under [“Notices”](#) on page xv.

This edition applies to Version 1 Release 4 Modification Level 9 of IBM Language Environment for z/VSE, 5686-CF9, and to all subsequent releases and modifications until otherwise indicated in new editions.

This edition replaces SC33-6681-11.

Order publications through your IBM® representative or the IBM branch office serving your locality. Publications are not stocked at the addresses given below.

A form for readers' comments is provided at the back of this publication. If the form has been removed, address your comments to:

IBM Deutschland Research & Development GmbH
Department 3282
Schoenaicher Strasse 220
D-71032 Boeblingen
Federal Republic of Germany

You may also send your comments by FAX or via the Internet:

Internet: s390id@de.ibm.com
FAX (Germany): 07031-16-3456
FAX (other countries): (+49)+7031-16-3456

When you send information to IBM, you grant IBM a non-exclusive right to use or distribute the information in any way it believes appropriate without incurring any obligation to you.

© **Copyright International Business Machines Corporation 1991, 2016.**

US Government Users Restricted Rights – Use, duplication or disclosure restricted by GSA ADP Schedule Contract with IBM Corp.

Contents

Figures	vii
Tables	xiii
Notices	xv
Programming Interface Information.....	xvi
Trademarks.....	xvi
Terms and Conditions for Product Documentation.....	xvi
Accessibility	xix
Using Assistive Technologies.....	xix
Documentation Format.....	xix
About this Publication	xxi
What Is LE/VSE?.....	xxi
LE/VSE-Conforming Languages.....	xxi
LE/VSE Compatibility with Previous Versions of COBOL.....	xxii
Terms Used in This Publication.....	xxii
Where to Find More Information.....	xxii
Softcopy Publications.....	xxv
Summary Of Changes	xxvii
Changes with LE/VSE 1.4.9 Second Edition.....	xxvii
Changes with LE/VSE 1.4.9 First Edition	xxvii
Changes with LE/VSE 1.4.8.....	xxvii
Changes with LE/VSE 1.4.7.....	xxvii
Part 1. Introduction to Debugging in LE/VSE	1
Chapter 1. Preparing Your Routine for Debugging.....	3
Setting Compile-Time Options.....	3
C Compile-Time Options.....	3
COBOL Compile-Time Options.....	4
PL/I Compile-Time Options.....	5
Using LE/VSE Run-Time Options.....	6
Determining Run-Time Options in Effect.....	7
Using the CLER CICS Transaction to Display and Set Run-Time Options.....	8
Activating Changed CICS-Wide Run-Time Options.....	8
Printing CICS-Wide Run-Time Options to the Console.....	8
Controlling Storage Allocation.....	9
Controlling Storage Allocation.....	9
Modifying Condition Handling Behavior.....	12
LE/VSE Callable Services.....	12
LE/VSE Run-Time Options.....	13
User-Written Condition Handlers.....	14
Using the Assembler User Exit.....	14
Establishing Enclave Termination Behavior for Unhandled Conditions.....	15
The Assembler User Exit.....	15
Using the ABTERMENC Run-Time Option.....	15

Using Messages in Your Routine.....	16
Using Condition Information.....	16
Using the Feedback Code.....	16
Using the Symbolic Feedback Code.....	18
Chapter 2. Classifying Errors.....	19
Identifying Problems in Routines.....	19
LE/VSE Module Names.....	19
Common Errors in Routines.....	19
Interpreting Run-Time Messages.....	21
Understanding Abend Codes and VSE Cancel Codes.....	21
User Abends.....	22
VSE Cancel Codes and VSE System Abends.....	22
Chapter 3. Using LE/VSE Debugging Facilities.....	23
Using the Debug Tool for VSE/ESA.....	23
Using Attention Routine Interface Commands.....	23
Using the LE/VSE Dump Service.....	26
Generating a Dump with CEE5DMP.....	27
Generating a Dump with TERMTHDACT.....	29
Generating a Dump with Language-Specific Functions.....	30
Understanding an LE/VSE Dump.....	30
Debugging with Tracebacks, Condition Information, and Data Values.....	35
Debugging with the Stack Frame.....	35
Debugging with the Common Anchor Area.....	36
Debugging with the Condition Information Block.....	42
Multiple Enclave Dumps.....	45
Generating a System Dump.....	47
Requesting an LE/VSE Trace for Debugging.....	47
Locating the Trace Dump.....	48
Understanding the Trace Table Entry (TTE).....	48
Sample Dump for the Trace Table Entry.....	49
Diagnosing Storage Leak Problems.....	50

Part 2. Debugging Language-Specific Routines..... 53

Chapter 4. Debugging C Routines.....	55
Debugging C Input/Output Programs.....	55
Using the <code>__amrc</code> and <code>__amrc2</code> Structures.....	55
<code>__last_op</code> Values.....	57
Displaying an Error Message with the <code>perror()</code> Function.....	59
Using C Compiler Listings.....	60
Generating C Listings and Maps.....	60
Finding Variables.....	61
Generating an LE/VSE Dump of a C Routine.....	66
<code>cdump()</code>	67
<code>ctrace()</code>	67
<code>csnap()</code>	67
Sample C Routine that Calls <code>cdump()</code>	67
Sample LE/VSE Dump with C-Specific Information.....	69
Finding C Information in an LE/VSE Dump.....	72
Storage for Active Routines.....	72
Control Blocks Associated with the Active Thread.....	73
<code>atexit()</code> Information.....	74
<code>fetch</code> Information.....	74
File Control Block Information.....	75
Memory File Control Block.....	76

Information for __amrc.....	77
C Contents of the LE/VSE Trace Table.....	77
Debugging Example of C Routines.....	78
Divide-by-Zero Error.....	78
Calling a Nonexistent Function.....	81
Debugging With Bad Branch Information.....	85
Chapter 5. Debugging COBOL Routines.....	87
Determining the Source of Error.....	87
Tracing Routine Logic.....	87
Finding Input/Output Errors.....	88
Handling Input/Output Errors.....	88
Validating Data (Class Test).....	88
Assessing Switch Problems.....	88
Generating Information about Procedures.....	88
Using COBOL Listings.....	90
Generating an LE/VSE Dump of a COBOL Routine.....	90
Finding COBOL Information in a Dump.....	94
Debugging Example COBOL Routines.....	98
Subscript Range Error.....	98
Calling a Nonexistent Subroutine.....	100
Divide-by-Zero Error.....	103
Chapter 6. Debugging PL/I Routines.....	111
Determining Errors in PL/I Routines.....	111
Errors in Logic in the Source Routine.....	111
Invalid Use of PL/I.....	111
Unforeseen Errors.....	112
Invalid Input Data.....	112
Compiler or Run-Time Routine Malfunction.....	112
System Malfunction.....	112
Unidentified Routine Malfunction.....	112
Storage Overlay Problems.....	113
Using PL/I Compiler Listings.....	114
Generating PL/I Listings.....	114
Finding Information in PL/I Listings.....	114
Generating an LE/VSE Dump of a PL/I Routine.....	120
PLIDUMP Syntax and Options.....	120
PLIDUMP Usage Notes.....	121
Finding PL/I Information in a Dump.....	121
Traceback.....	122
Control Blocks for Active Routines.....	123
Control Blocks Associated with the Thread.....	124
Debugging Example PL/I Routines.....	125
Subscript Range Error.....	126
Calling a Nonexistent Subroutine.....	128
Divide-by-Zero Error.....	130
Chapter 7. Debugging under CICS.....	135
Accessing Debugging Information.....	135
Locating LE/VSE Run-Time Messages.....	136
Locating the LE/VSE Traceback.....	136
Locating the LE/VSE Dump.....	136
Using CICS Transaction Dump.....	137
Using CICS Register and Program Status Word Contents.....	137
Using LE/VSE Abend and Reason Codes.....	137
Using LE/VSE Return Codes to CICS.....	138
CICS Run-Unit Work-Area Storage Tracing.....	138

Ensuring Transaction Rollback.....	139
Finding Data When LE/VSE Returns a Nonzero Reason Code.....	139
Finding Data When LE/VSE Abends Internally.....	140
Finding Data When LE/VSE Abends from an EXEC CICS Command.....	140
Part 3. Run-Time Messages and Codes.....	141
Chapter 8. LE/VSE Run-Time Messages.....	143
VSE/POWER LSTQ Support Run-Time Messages.....	219
LE/VSE Run-Unit Work-Area Trace Function Messages.....	221
Attention Routine Support Run-Time Messages.....	223
CLER CICS Transaction Support Message.....	231
Chapter 9. C Utility Messages.....	233
Prelinker Messages.....	233
Return Codes Issued by the Prelinker.....	233
Messages Issued by the Prelinker.....	233
localedef Utility Messages.....	239
Return Codes Issued by the localedef Utility.....	239
Messages Issued by the localedef Utility.....	240
iconv Utility Messages.....	253
Return Codes Issued by the iconv Utility.....	253
Messages Issued by the iconv Utility.....	254
genx1t Utility Messages.....	256
uconvdef() Utility Messages.....	257
DSECT Utility Messages.....	262
Return Codes Issued by the DSECT Utility.....	263
Messages Issued by the DSECT Utility.....	263
Chapter 10. C Run-Time Messages.....	267
TCP/IP-Related Messages.....	291
Chapter 11. PL/I Run-Time Messages.....	295
Chapter 12. COBOL Run-Time Messages.....	365
Chapter 13. LE/VSE Abend Codes.....	397
Chapter 14. Return Codes to CICS.....	407
LE/VSE Return Codes to CICS.....	407
C Return Codes to CICS.....	414
COBOL Return Codes to CICS.....	415
PL/I Return Codes to CICS.....	416
Appendix A. Diagnosing Problems with LE/VSE.....	419
Diagnosis Checklist.....	419
Locating the Name of the Failing Routine in a System Dump.....	420
Searching the IBM Software Support Database.....	422
Preparing Documentation for an Authorized Program Analysis Report (APAR).....	423
Language Environment Glossary.....	427
Index.....	437

Figures

1. Options Report Produced by LE/VSE Run-Time Option RPTOPTS(ON).....	8
2. Storage Report Produced by LE/VSE Run-Time Option RPTSTG(ON).....	10
3. LE/VSE Condition Token.....	17
4. Message and Output for Nested Conditions.....	18
5. Example Dump Using CEE5DMP.....	30
6. Stack Frame.....	36
7. Common Anchor Area (Part 1).....	37
8. Common Anchor Area (Part 2).....	38
9. Condition Information Block (Part 1 of 2).....	42
10. Condition Information Block (Part 2 of 2).....	43
11. Machine State Information Block.....	44
12. LE/VSE Dump of Multiple Enclaves.....	46
13. Trace Table Entry Format.....	48
14. Trace Table in Dump Output.....	49
15. Sections of the HEAPCHK Diagnostics Report Showing a Leak Problem.....	51
16. __amrc Structure.....	56
17. __amrc2 Structure.....	56
18. Example Routine Using perror().....	59
19. Example of a Storage Offset Listing in Compiled Code.....	61
20. Writable Static Map Produced by Prelinker.....	62
21. Partial Storage Offset Listing.....	62
22. Location of RENT Static Variable in Storage.....	63
23. Writable Static Map Produced by Prelinker.....	63

24. Partial Storage Offset Listing.....	64
25. Location of NORENT Static Variable in Storage.....	64
26. Example Code for Parameter Variable.....	64
27. Partial Storage Offset Listing.....	65
28. Example Code for Structure Variable.....	65
29. Example of Structure Map.....	65
30. Writable Static Map Produced by Prelinker.....	66
31. Partial Storage Offset Listing.....	66
32. Example C Routine Using cdump() to Generate a Dump.....	68
33. Fetched C Routine.....	69
34. Example Dump from Sample C Routine.....	69
35. Storage for Active Routines Section of a Dump.....	73
36. C Fields in the CAA.....	73
37. C-Specific CAA Fields.....	73
38. atexit() Information in Dump.....	74
39. fetch Information in Dump.....	75
40. File Control Block Information for a non-VSAM File.....	75
41. File Control Block Information for a-VSAM File.....	76
42. Memory File Control Block.....	77
43. __amrc Structure Information in Dump.....	77
44. C Routine with a Divide-by-Zero Error.....	78
45. Dump Sections from C Example of Divide-by-Zero Error.....	79
46. Pseudo Assembly Listing.....	80
47. C CAA Information in Dump.....	80
48. Writable Static Map.....	81

49. Enclave Storage Section of Dump.....	81
50. C Example of Calling a Nonexistent Subroutine.....	82
51. Dump Sections from C Example of Calling a Non-Existent Function.....	82
52. Pseudo Assembly Listing.....	84
53. Writable Static Map.....	84
54. CAA and Enclave Storage Information in Dump.....	84
55. Message Generated When Using TEST(,SYM) Option.....	85
56. Condition Information for Active Routines When Using TEST(,SYM) Option.....	85
57. Example of Using the WITH DEBUGGING MODE Clause.....	89
58. COBOL Routine COBDUMP1 Calling COBDUMP2.....	91
59. COBOL Routine COBDUMP2 Calling the LE/VSE Dump Service.....	92
60. Sections of the LE/VSE Dump Called from COBDUMP2.....	92
61. Control Block Information for Active COBOL Routines.....	95
62. Storage for Active COBOL Routines.....	96
63. Enclave Level Data for COBOL Routines.....	97
64. Process Level Control Blocks for COBOL Routines.....	98
65. COBOLX Example of Moving a Value Outside an Array Range.....	98
66. Sections of LE/VSE Dump for COBOLX.....	99
67. COBOLX Listing.....	100
68. COBOLY Example of Calling a Nonexistent Subroutine.....	100
69. Sections of LE/VSE Dump for COBOLY.....	101
70. COBOLY Listing.....	101
71. Storage for Active Routines Section of Dump for COBOLY.....	102
72. Main COBOLZ1 Routine, COBOLZ2 Subroutine, and ASSEMZ3 Routine.....	104
73. Sections of LE/VSE Dump for Routine COBOLZ1.....	105

74. COBOL Listing for COBOLZ2.....	107
75. Listing for ASSEMZ3.....	108
76. Variables Section of LE/VSE Dump for COBOLZ2.....	108
77. Listing for COBOLZ2.....	109
78. Variables Section of LE/VSE Dump for COBOLZ1.....	109
79. PL/I Routine Compiled with LIST and MAP.....	115
80. Compiler-Generated Listings from Example PL/I Routine.....	115
81. Traceback Section of Dump.....	122
82. Control Blocks for Active Routines Section of the Dump.....	123
83. Control Blocks Associated with the Thread Section of the Dump.....	124
84. Example of Moving a Value Outside an Array Range.....	126
85. Sections of the LE/VSE Dump.....	127
86. Example of Calling a Nonexistent Subroutine.....	128
87. Object Code Listing from Example PL/I Routine.....	128
88. Sections of the LE/VSE Dump.....	129
89. PL/I Routine with a Divide-by-Zero Error.....	130
90. Variables from Routine SAMPLE.....	130
91. Object Code Listing from Example PL/I Routine.....	131
92. LE/VSE Dump from Example PL/I Routine.....	131
93. LE/VSE Message in CESE Transient Data Queue.....	136
94. LE/VSE Traceback Written to the Transient Data Queue.....	136
95. LE/VSE Abend and Reason Code.....	138
96. Return Code Written Only to CICS.....	138
97. LE/VSE PPA1.....	421
98. Compile Unit Block.....	421

99. C PPA1.....	422
100. Nonconforming Save Area with Sample Dump.....	422

Tables

1. LE/VSE-Conforming Languages.....	xxi
2. LE/VSE Publications.....	xxiii
3. z/VSE Publications.....	xxiii
4. IBM C for VSE/ESA Publications.....	xxiii
5. IBM COBOL for VSE/ESA Publications.....	xxiv
6. IBM PL/I for VSE/ESA Publications.....	xxiv
7. Debug Tool for VSE/ESA Publications.....	xxiv
8. DFSORT/VSE 3.4 Publications.....	xxv
9. TEST Suboptions.....	3
10. C Compile-Time Options Useful in Debugging.....	4
11. COBOL Compile-Time Options Useful in Debugging.....	4
12. PL/I Compile-Time Options Useful in Debugging.....	5
13. LE/VSE Run-Time Options Useful in Debugging.....	6
14. STACK and LIBSTACK Statistics.....	11
15. HEAP, ANYHEAP, and BELOWHEAP Statistics.....	11
16. HEAP, ANYHEAP, BELOWHEAP, and Additional Heap Statistics.....	11
17. Additional Heap Statistics.....	12
18. LE/VSE Callable Services Used to Process Nonzero Condition Tokens.....	17
19. Common Errors in Routines.....	19
20. Common Error Symptoms, Possible Causes, and Programmer Responses.....	20
21. Message Prefixes and Associated LE/VSE Components.....	21
22. CEE5DMP Options and Related Information.....	27
23. Suboptions for TERMTHDACT.....	29

24. Fields of CAA.....	38
25. Condition Flag 4.....	43
26. Status Flag 5, LE/VSE Events.....	43
27. Status Flag 6, LE/VSE Actions.....	44
28. Status Flag 7, LE/VSE Named Conditions.....	44
29. Language-Specific Function Codes.....	44
30. __last_op Codes and Diagnosis Information.....	57
31. Contents of Listing and Associated Compile-Time Options.....	60
32. Contents of Listing and Associated Compile-Time Options.....	90
33. Contents of Listing and Associated Compile-Time Options.....	114
34. Comments Found in a Static Storage Listing with Explanations.....	116
35. Comments and Their Functions in the Object Code Listing.....	118
36. Mnemonics the Compiler Uses to Identify the Type of Operand.....	119
37. Location of Debugging Information under CICS.....	135
38. Output When a Nonzero Reason Code is Returned to CICS.....	140
39. Output When LE/VSE Abends Internally.....	140
40. Output When LE/VSE Abends from an EXEC CICS Command.....	140
41. Return Codes from Prelinker.....	233
42. Return Codes from the localedef Utility.....	240
43. Return Codes from the iconv Utility.....	253
44. Return Codes from the DSECT utility.....	263
45. Limits for Floating-Point Precision.....	347
46. Problem Resolution Documentation Requirements.....	424

Notices

This information was developed for products and services offered in the US. This material might be available from IBM in other languages. However, you may be required to own a copy of the product or product version in that language in order to access it.

IBM may not offer the products, services, or features discussed in this document in other countries. Consult your local IBM representative for information on the products and services currently available in your area. Any reference to an IBM product, program, or service is not intended to state or imply that only that IBM product, program, or service may be used. Any functionally equivalent product, program, or service that does not infringe any IBM intellectual property right may be used instead. However, it is the user's responsibility to evaluate and verify the operation of any non-IBM product, program, or service.

IBM may have patents or pending patent applications covering subject matter described in this document. The furnishing of this document does not grant you any license to these patents. You can send license inquiries, in writing, to:

*IBM Director of Licensing
IBM Corporation
North Castle Drive, MD-NC119
Armonk, NY 10504-1785
US*

For license inquiries regarding double-byte character set (DBCS) information, contact the IBM Intellectual Property Department in your country or send inquiries, in writing, to:

*Intellectual Property Licensing
Legal and Intellectual Property Law
IBM Japan Ltd.
19-21, Nihonbashi-Hakozakicho, Chuo-ku
Tokyo 103-8510, Japan*

INTERNATIONAL BUSINESS MACHINES CORPORATION PROVIDES THIS PUBLICATION "AS IS" WITHOUT WARRANTY OF ANY KIND, EITHER EXPRESS OR IMPLIED, INCLUDING, BUT NOT LIMITED TO, THE IMPLIED WARRANTIES OF NON-INFRINGEMENT, MERCHANTABILITY OR FITNESS FOR A PARTICULAR PURPOSE. Some jurisdictions do not allow disclaimer of express or implied warranties in certain transactions, therefore, this statement may not apply to you.

This information could include technical inaccuracies or typographical errors. Changes are periodically made to the information herein; these changes will be incorporated in new editions of the publication. IBM may make improvements and/or changes in the product(s) and/or the program(s) described in this publication at any time without notice.

Any references in this information to non-IBM websites are provided for convenience only and do not in any manner serve as an endorsement of those websites. The materials at those websites are not part of the materials for this IBM product and use of those websites is at your own risk.

IBM may use or distribute any of the information you provide in any way it believes appropriate without incurring any obligation to you.

Licensees of this program who wish to have information about it for the purpose of enabling: (i) the exchange of information between independently created programs and other programs (including this one) and (ii) the mutual use of the information which has been exchanged, should contact:

*IBM Director of Licensing
IBM Corporation
North Castle Drive, MD-NC119
Armonk, NY 10504-1785
US*

Such information may be available, subject to appropriate terms and conditions, including in some cases, payment of a fee.

The licensed program described in this document and all licensed material available for it are provided by IBM under terms of the IBM Customer Agreement, IBM International Program License Agreement or any equivalent agreement between us.

Information concerning non-IBM products was obtained from the suppliers of those products, their published announcements or other publicly available sources. IBM has not tested those products and cannot confirm the accuracy of performance, compatibility or any other claims related to non-IBM products. Questions on the capabilities of non-IBM products should be addressed to the suppliers of those products.

Statements regarding IBM's future direction or intent are subject to change or withdrawal without notice, and represent goals and objectives only.

This information contains examples of data and reports used in daily business operations. To illustrate them as completely as possible, the examples include the names of individuals, companies, brands, and products. All of these names are fictitious and any similarity to actual people or business enterprises is entirely coincidental.

COPYRIGHT LICENSE:

This information contains sample application programs in source language, which illustrate programming techniques on various operating platforms. You may copy, modify, and distribute these sample programs in any form without payment to IBM, for the purposes of developing, using, marketing or distributing application programs conforming to the application programming interface for the operating platform for which the sample programs are written. These examples have not been thoroughly tested under all conditions. IBM, therefore, cannot guarantee or imply reliability, serviceability, or function of these programs. The sample programs are provided "AS IS", without warranty of any kind. IBM shall not be liable for any damages arising out of your use of the sample programs.

Programming Interface Information

This publication documents intended Programming Interfaces that allow the customer to write programs to obtain services of z/VSE.

Trademarks

IBM, the IBM logo, and ibm.com are trademarks or registered trademarks of International Business Machines Corp., registered in many jurisdictions worldwide. Other product and service names might be trademarks of IBM or other companies. A current list of IBM trademarks is available on the web at "Copyright and trademark information" at www.ibm.com/legal/copytrade.shtml.

Adobe, the Adobe logo, PostScript, and the PostScript logo are either registered trademarks or trademarks of Adobe Systems Incorporated in the United States, and/or other countries.

IPv6/VSE is a registered trademark of Barnard Software, Inc.

Java and all Java-based trademarks and logos are trademarks or registered trademarks of Oracle and/or its affiliates.

Linux is a registered trademark of Linus Torvalds in the United States, other countries, or both.

Microsoft, Windows, Windows NT, and the Windows logo are trademarks of Microsoft Corporation in the United States, other countries, or both.

UNIX is a registered trademark of The Open Group in the United States and other countries.

Terms and Conditions for Product Documentation

Permissions for the use of these publications are granted subject to the following terms and conditions.

Applicability

These terms and conditions are in addition to any terms of use for the IBM website.

Personal use

You may reproduce these publications for your personal, noncommercial use provided that all proprietary notices are preserved. You may not distribute, display or make derivative work of these publications, or any portion thereof, without the express consent of IBM.

Commercial use

You may reproduce, distribute and display these publications solely within your enterprise provided that all proprietary notices are preserved. You may not make derivative works of these publications, or reproduce, distribute or display these publications or any portion thereof outside your enterprise, without the express consent of IBM.

Rights

Except as expressly granted in this permission, no other permissions, licenses or rights are granted, either express or implied, to the publications or any information, data, software or other intellectual property contained therein. IBM reserves the right to withdraw the permissions granted herein whenever, in its discretion, the use of the publications is detrimental to its interest or, as determined by IBM, the above instructions are not being properly followed. You may not download, export or re-export this information except in full compliance with all applicable laws and regulations, including all United States export laws and regulations.

IBM MAKES NO GUARANTEE ABOUT THE CONTENT OF THESE PUBLICATIONS. THE PUBLICATIONS ARE PROVIDED "AS-IS" AND WITHOUT WARRANTY OF ANY KIND, EITHER EXPRESSED OR IMPLIED, INCLUDING BUT NOT LIMITED TO IMPLIED WARRANTIES OF MERCHANTABILITY, NON-INFRINGEMENT, AND FITNESS FOR A PARTICULAR PURPOSE.

Accessibility

Accessibility features help a user who has a physical disability, such as restricted mobility or limited vision, to use software products successfully. The major accessibility features in z/VSE enable users to:

- Use assistive technologies such as screen readers and screen magnifier software
- Operate specific or equivalent features using only the keyboard
- Customize display attributes such as color, contrast, and font size

Using Assistive Technologies

Assistive technology products, such as screen readers, function with the user interfaces found in z/VSE. Consult the assistive technology documentation for specific information when using such products to access z/VSE interfaces.

Documentation Format

The publications for this product are in Adobe Portable Document Format (PDF) and should be compliant with accessibility standards. If you experience difficulties when you use the PDF files and want to request a web-based format for a publication, you can either write an email to s390id@de.ibm.com, or use the Reader Comment Form in the back of this publication or direct your mail to the following address:

IBM Deutschland Research & Development GmbH
Department 3282
Schoenaicher Strasse 220
D-71032 Boeblingen
Federal Republic of Germany

In the request, be sure to include the publication number and title.

When you send information to IBM, you grant IBM a nonexclusive right to use or distribute the information in any way it believes appropriate without incurring any obligation to you.

About this Publication

This publication provides assistance with detecting and locating programming errors that occur during run time while using the IBM Language Environment for z/VSE (LE/VSE) licensed program.

It is designed to help you establish a debugging process that replaces the work of guessing where an error may have occurred with a process of analyzing data and narrowing the scope and location of the problem.

This publication is for application programmers interested in techniques for debugging run-time programs. To use this publication, you should be familiar with:

- The LE/VSE product
- An LE/VSE-conforming language such as C, COBOL, or PL/I
- Program storage concepts

What Is LE/VSE?

LE/VSE is a set of common services and language-specific routines that provide a single run-time environment for applications written in *LE/VSE-conforming* versions of the C, COBOL, and PL/I high level languages (HLLs), and for many applications written in previous versions of COBOL. (For a list of LE/VSE-conforming languages, and a description of compatibility with previous versions of COBOL, see “LE/VSE-Conforming Languages” on page xxi.) LE/VSE also supports applications written in assembler language using LE/VSE-provided macros and assembled using High Level Assembler (HLASM).

Prior to LE/VSE, each programming language provided its own separate run-time environment. LE/VSE combines essential and commonly-used run-time services—such as message handling, condition handling, storage management, date and time services, and math functions—and makes them available through a set of interfaces that are consistent across programming languages. With LE/VSE, you can use one run-time environment for your applications, regardless of the application's programming language or system resource needs, because most system dependencies have been removed.

Services that work with only one language are available within language-specific portions of LE/VSE.

LE/VSE consists of:

- Basic routines for starting and stopping programs, allocating storage, communicating with programs written in different languages, and indicating and handling error conditions.
- Common library services, such as math services and date and time services, that are commonly needed by programs running on the system. These functions are supported through a library of callable services.
- Language-specific portions of the common run-time library.

LE/VSE is the implementation of Language Environment on the VSE platform. Language Environment is also offered on platforms z/OS® and VM, and on OS/400® as Integrated Language Environment®.

LE/VSE-Conforming Languages

An LE/VSE-conforming language is any HLL that adheres to the LE/VSE common interface. Table 1 on page xxi lists the LE/VSE-conforming language compiler products you can use to generate applications that run with LE/VSE Release 4.

Table 1. LE/VSE-Conforming Languages

Language	LE/VSE-Conforming Language	Minimum Release
C	IBM C for VSE/ESA	Release 1
COBOL	IBM COBOL for VSE/ESA	Release 1

Table 1. LE/VSE-Conforming Languages (continued)

Language	LE/VSE-Conforming Language	Minimum Release
PL/I	IBM PL/I for VSE/ESA	Release 1

Any HLL not listed in Table 1 on page xxi is known as a *non-LE/VSE-conforming* or, alternatively, a *pre-LE/VSE-conforming* language. Some examples of non-LE/VSE-conforming languages are:

- C/370
- DOS/VS COBOL
- VS COBOL II
- DOS PL/I
- DOS/VS RPG II

Only the following products can generate applications that run with LE/VSE:

- LE/VSE-conforming languages
- HLASM using LE/VSE-provided macros (for details, see [LE/VSE Programming Guide](#))
- DOS/VS COBOL and VS COBOL II, with some restrictions (see [“LE/VSE Compatibility with Previous Versions of COBOL”](#) on page xxii below).

LE/VSE Compatibility with Previous Versions of COBOL

Although DOS/VS COBOL and VS COBOL II are non-LE/VSE-conforming languages, many applications generated with these compilers can run with LE/VSE without recompiling. For details about compatibility, see [LE/VSE Run-Time Migration Guide](#).

However relinking under LE/VSE is the *minimum* effort in order to migrate run-time, and involve LE/VSE COBOL-compatibility routines (rather than the old and unsupported library routines of non-LE/VSE conforming COBOL compilers). For information regarding the compatibility of previous COBOL compilers with LE/VSE, please consult the [IBM COBOL for VSE/ESA Migration Guide](#), section "Advantages of COBOL/VSE and LE/VSE" for all the details.

Therefore you are *strongly recommended* to carry out a (subsequent) full migration to a higher ANSI standard and LE/VSE-conforming COBOL compiler (COBOL for VSE/ESA).

VS COBOL II can also dynamically call some LE/VSE date and time callable services. For details, see, [LE/VSE Programming Reference](#).

Terms Used in This Publication

Unless otherwise stated, the following terms are used in this publication to refer to the specified languages:

Term...

Refers to the language supported by...

C

The IBM C for VSE/ESA compiler

COBOL

The IBM COBOL for VSE/ESA and VS COBOL II compilers

PL/I

The IBM PL/I for VSE/ESA compilers

For a list of LE/VSE-conforming language compilers, see [“LE/VSE-Conforming Languages”](#) on page xxi.

Where to Find More Information

These are the publications that describe LE/VSE:

<i>Table 2. LE/VSE Publications</i>	
Publication	Form Number
LE/VSE Fact Sheet	GC33-6679
LE/VSE Concepts Guide	GC33-6680
LE/VSE Customization Guide	SC33-6682
LE/VSE Programming Guide	SC33-6684
LE/VSE Programming Reference	SC33-6685
LE/VSE C Run-Time Programming Guide	SC33-6688
LE/VSE C Run-Time Library Reference	SC33-6689
LE/VSE Debugging Guide and Run-Time Messages	SC33-6681
LE/VSE Writing Interlanguage Communication Applications	SC33-6686
LE/VSE Run-Time Migration Guide	SC33-6687

These are the z/VSE publications to which you might need to refer:

<i>Table 3. z/VSE Publications</i>	
Publication	Form Number
z/VSE Administration	SC34-2692
z/VSE Messages and Codes Volume 1	SC34-2682
z/VSE Messages and Codes Volume 2	SC34-2683
z/VSE Messages and Codes Volume 3	SC34-2684
z/VSE Planning	SC34-2681
z/VSE System Control Statements	SC34-2679
z/VSE System Macros Reference	SC34-2708
z/VSE System Macros User's Guide	SC34-2709
z/VSE System Upgrade and Service	SC34-2680
VSE/VSAM User's Guide and Application Programming	SC34-2704
VSE/VSAM Commands	SC34-2707
z/VSE TCP/IP Support	SC34-2706

These are the publications that describe IBM C for VSE/ESA:

<i>Table 4. IBM C for VSE/ESA Publications</i>	
Publication	Form Number
Licensed Program Specifications	GC09-2421
Installation and Customization Guide	GC09-2422
Migration Guide	SC09-2423
User's Guide	SC09-2424
Language Reference	SC09-2425

<i>Table 4. IBM C for VSE/ESA Publications (continued)</i>	
Publication	Form Number
Diagnosis Guide	GC09-2426

These are the publications that describe IBM COBOL for VSE/ESA:

<i>Table 5. IBM COBOL for VSE/ESA Publications</i>	
Publication	Form Number
General Information	GC26-8068
Licensed Program Specifications	GC26-8069
Migration Guide	GC26-8070
Installation and Customization Guide	GC26-9045
Programming Guide	SC26-8072
Language Reference	SC26-8073
Diagnosis Guide	SC26-8528
Reference Summary	SX26-3834
Millennium Language Extensions Guide	GC26-9266

These are the publications that describe IBM PL/I for VSE/ESA:

<i>Table 6. IBM PL/I for VSE/ESA Publications</i>	
Publication	Form Number
Fact Sheet	GC26-8052
Programming Guide	SC26-8053
Language Reference	SC26-8054
Licensed Program Specifications	GC26-8055
Migration Guide	SC33-6684
Installation and Customization Guide	SC26-8057
Diagnosis Guide	SC26-8058
Compile-Time Messages and Codes	SC26-8059
Reference Summary	SX26-3836

These are the publications that describe Debug Tool for VSE/ESA:

<i>Table 7. Debug Tool for VSE/ESA Publications</i>	
Publication	Form Number
User's Guide and Reference	SC26-8797
Installation and Customization Guide	SC26-8798
Fact Sheet	GC26-8925

Table 8. DFSORT/VSE 3.4 Publications

Publication	Form Number
Application Programming Guide	SC26-7040-03
General Information	GC26-7039-03
Getting Started	SC26-7101-02
Installation and Tuning Guide	SC26-7041-03
Licensed Program Specifications	GC26-7038-03
Messages, Codes and Diagnosis Guide	SC26-7132-01

You might also refer to ...

z/VSE IBM Documentation

IBM Documentation is the new home for IBM's technical information. The z/VSE IBM Documentation can be found here:

<https://www.ibm.com/docs/en/zvse/6.2>

You can also find VSE user examples (in zipped format) at

https://public.dhe.ibm.com/eserver/zseries/zos/vse/pdf3/zVSE_Samples.pdf

Softcopy Publications

The online collection kit that is available in compressed format for download from the IBM publication center (SK3T-8348) contains the LE/VSE and LE/VSE-conforming language product publications.

Summary Of Changes

This section describes the changes introduced with the current and previous three editions of the publication.

Changes with LE/VSE 1.4.9 Second Edition

- Information about message CEL4047W was added. Refer to [“CEL4047W”](#) on page 229.
- Information about message CLER104W was added. Refer to [“CLER CICS Transaction Support Message”](#) on page 231.
- Other minor changes and improvements have been included in this publication.

Changes with LE/VSE 1.4.9 First Edition

- Information about the new CICS® Run-Unit Work-Area (RUWA) trace facility via LE/VSE-supplied CRUT transaction was provided. Refer to [“CICS Run-Unit Work-Area Storage Tracing”](#) on page 138. Respective new messages are CEL2001I, CEL2002E, CEL2003E, CEL2004E, CEL2005E, CEL2006I, CEL2007E, and CEL2008E described in [Chapter 8, “LE/VSE Run-Time Messages,”](#) on page 143.
- In addition to listed above, the following changes have been made to [Chapter 8, “LE/VSE Run-Time Messages,”](#) on page 143:
 - Messages CEE3514C, CEE3555E, CEL4006W, CEL4004I, and CEL4005I are changed.
- The following changes have been made to [Chapter 10, “C Run-Time Messages,”](#) on page 267:
 - Message EDC5119I is changed.
- The following changes have been made to [Chapter 14, “Return Codes to CICS,”](#) on page 407:
 - Return code 13070 is changed.
- Other minor changes and improvements have been included in this publication.

Changes with LE/VSE 1.4.8

- The following changes were made to [Chapter 8, “LE/VSE Run-Time Messages,”](#) on page 143:
 - Messages CEE3216S, CEE3217S, CEE3218S, CEE3219S, CEE3228S, and CEE3229S were new.
 - Message CEE3220S was changed.
 - Message CEE3902W was new.

Changes with LE/VSE 1.4.7

- Information was provided about the use of the BEAR (“breaking event address register”) when analyzing dumps. See [“Debugging with Tracebacks, Condition Information, and Data Values”](#) on page 35 and [“Debugging With Bad Branch Information”](#) on page 85.
- Additional functionality was provided for debugging in the situation where a nonexistent routine has been called. See [“Debugging With Bad Branch Information”](#) on page 85.
- Messages CEE3458E, CEE3519S, and CEE3559W were new. See [Chapter 8, “LE/VSE Run-Time Messages,”](#) on page 143.
- Messages EDCT010S, EDCT011S, and EDCV020W were new. Messages EDCT001S, EDCT002S, EDCV001I, and EDCV099I were changed. These changes are mainly related to the introduction of the *TCP/IP Socket API Multiplexer*. See [“TCP/IP-Related Messages”](#) on page 291.
- Message IBM0565S and IBM0566S were new, and message IBM0900S was changed. For details, see [Chapter 11, “PL/I Run-Time Messages,”](#) on page 295.

- An additional reason code 160 (X'A0') was added for message U4093, together with a corresponding programmer response for this reason code. See [Chapter 13, “LE/VSE Abend Codes,” on page 397](#).
- Message U4083 (X'FF3') was changed. See [Chapter 13, “LE/VSE Abend Codes,” on page 397](#).
- The explanation of abend code U4093 was changed. See [Chapter 13, “LE/VSE Abend Codes,” on page 397](#).
- The programmer response for message 51001 was changed. See [“COBOL Return Codes to CICS” on page 415](#).
- Other minor changes and improvements were included in this publication.

Part 1. Introduction to Debugging in LE/VSE

This part of the publication provides information about options and features you can use to prepare your routine for debugging, describes some common errors that occur in routines, and offers methods for identifying errors and obtaining the information you need to debug your routine.

Chapter 1. Preparing Your Routine for Debugging

This topic describes options and features that you can use to prepare your routine for debugging. The following topics are covered:

- Compile-time options for C, COBOL, and PL/I
- LE/VSE run-time options
- Use of storage in routines
- Options for modifying *condition handling* (see Note 1. below)
- User-created messages
- LE/VSE *feedback codes* and *condition tokens*

Setting Compile-Time Options

The following sections discuss language-specific compile-time options important for debugging routines in LE/VSE. These sections cover only the compile-time options that are important for debugging. For a complete list of compile-time options, refer to the appropriate language publications.

Each LE/VSE-conforming language offers options you can set during application development to assist you as you debug your application. You must set these options before you compile, and often you remove them before delivering the application.

Note: The use of some compile-time options (TEST, for example) can affect the performance of your routine. In some cases, you might need to remove the option and recompile your routine.

C Compile-Time Options

When using C, set the ALL *suboption*, of the TEST compile-time option; this is equivalent to setting the suboptions SYM, BLOCK, and LINE. [Table 9 on page 3](#) lists TEST suboptions that you can use to simplify run-time debugging.

Table 9. TEST Suboptions

Suboption	Function
ALL	Sets all of the TEST suboptions.
SYM	Generates symbol table information and enables LE/VSE to generate a dump at run time. When you specify the SYM, you also get the value and type of variables displayed in the Local Variables section of the dump. For example, if in block 4 the variable <i>x</i> is a signed integer of 12 and in block 2 the variable <i>x</i> is a signed integer of 1, the following output appears in the Local Variables section of the dump:
<pre style="background-color: #f0f0f0; padding: 10px;">%BLOCK4:>x signed int 12 %BLOCK2:>x signed int 1</pre>	
If a nonzero optimization level is used, variables do not appear in the dump.	
BLOCK	Generates symbol information for nested blocks.

¹ Terms are used in this publication that might be unfamiliar to you. Each such word is highlighted (like *condition handling*) the first time it appears, and is defined in [“Language Environment Glossary” on page 427](#).

Table 9. TEST Suboptions (continued)

Suboption	Function
LINE	Generates line number hooks and allows a debugging tool to generate a symbolic dump.
GONUMBER	Generates line number tables, offset values, and statement numbers. Specifying the TEST option implicitly turns on GONUMBER.

Table 10 on page 4 lists C compile-time options that you can use to simplify run-time debugging.

Table 10. C Compile-Time Options Useful in Debugging

Option	Function
AGGREGATE	Specifies that a layout for struct and union type variables appear in the listing.
CHECKOUT	Provides informational messages indicating possible programming errors.
FLAG	Specifies the minimum severity level that is tolerated.
GONUMBER	Generates line number tables corresponding to the input source file. This option is turned on when the TEST option is used. This option is needed to show statement numbers in dump output.
LIST	Includes the object routine in the compiler listing.
OFFSET	Displays the offset addresses relative to the entry point of each function.
SOURCE	Includes source input statements and diagnostic messages in the listing.
TEST	Generates information for the debugging interface. This also generates symbol tables needed for symbolic variables in the dump.
XREF	Includes a cross-reference table of names used in the routine and line numbers in the source listing.

For more detail on C compile-time options, see, [LE/VSE C Run-Time Programming Guide](#).

COBOL Compile-Time Options

When using COBOL, set the SYM suboption of the TEST compile-time option. The SYM suboption of TEST causes the compiler to add debugging information into the object module to resolve user names in the routine and to generate a symbolic dump of the *data division*. With this suboption specified, statement numbers can also be used in the dump output along with *offset* values.

Several compile-time options affect the type of listings generated for your routine at compile time. They are LIST, MAP, SOURCE, XREF, VBREF, and OFFSET.

To simplify debugging, set optimization to NOOPT. Higher optimization levels can change the location where *parameters* and instructions appear in the dump output.

Table 11 on page 4 lists the COBOL compile-time options you can use to prepare your routine for run-time debugging.

Table 11. COBOL Compile-Time Options Useful in Debugging

Option	Function
ADATA	Produces a file containing information about the compiled program.
LIST	Produces a listing of the assembler expansion of your source code and global tables, literal pools, information about working storage, and size of routine's working storage.

Table 11. COBOL Compile-Time Options Useful in Debugging (continued)

Option	Function
MAP	Produces lists of items in the data division including the data division map, global tables, literal pools, nested program structure map and attributes.
OFFSET	Produces a condensed procedure division listing containing line numbers, statement references, and location of the first instruction generated for each statement.
OUTDD	Specifies the destination of DISPLAY statement messages.
SOURCE	Produces a listing of your source routine with any statements embedded by PROCESS or COPY statements.
TEST	Specifies whether dictionary tables are to be generated in the object module. The <i>hook</i> -location suboption of the TEST compiler option is provided for compile-time option compatibility with COBOL/370, and has no effect on the behavior of your application. When specified with any of the hook-location suboption values except NONE, this option forces the NOOPTIMIZE option. SYM suboption includes statement numbers in the LE/VSE dump and produces a symbolic dump. Use TEST only for debugging.
VBREF	Produces a cross-reference of all verb types used in the source routine and a summary of how many times each verb is used.
XREF	Creates a sorted cross-reference listing.

For more detail on COBOL compile-time options, see [IBM COBOL for VSE/ESA Programming Guide](#)

PL/I Compile-Time Options

When using PL/I, specify the TEST compile-time option to control the level of testing capability that is generated as part of the *object code*. Suboptions of the TEST option such as SYM, BLOCK, STMT, and PATH control the location of test hooks and specify whether or not a symbol table is generated. For more information about TEST, its suboptions, and the placement of test hooks, see [IBM PL/I for VSE/ESA Programming Guide](#).

To simplify debugging and decrease compile time, set optimization to NOOPTIMIZE or OPTIMIZE(0). Higher optimization levels can change the location where parameters and instructions appear in the dump output.

Table 12 on page 5 lists some compile-time options that you can use to prepare PL/I routines for debugging.

Table 12. PL/I Compile-Time Options Useful in Debugging

Option	Function
AGGREGATE	Specifies that a layout for <i>arrays</i> and major structures appears in the listing.
ESD	Includes the external symbol dictionary in the listing.
GONUMBER	Tells the compiler to produce additional information specifying that line numbers from the source routine can be included in run-time messages and in the LE/VSE dump.
GOSTMT	Specifies that statement numbers are included in run-time messages and in the LE/VSE dump.
LIST	Produces a listing of the assembler expansion of source code and global tables, literal pools, information about working storage, and size of routine's working storage.

Table 12. PL/I Compile-Time Options Useful in Debugging (continued)

Option	Function
LMESSAGE	Tells the compiler to produce run-time messages in a long form. If the cause of a run-time malfunction is a programmer's understanding of language semantics, specifying LMESSAGE could better explain warnings or other information generated by the compiler.
MAP	Tells the compiler to produce tables showing how the variables are mapped in the static internal control section and in the <i>stack frames</i> , thus enabling static internal and automatic variables to be found in the LE/VSE dump. If LIST is also specified, the MAP option also produces tables showing constants, control blocks, and INITIAL variable values.
OFFSET	Specifies that the compiler prints a table of statement or line numbers for each procedure with their offset addresses relative to the primary <i>entry point</i> of the procedure.
SOURCE	Specifies that the compiler includes a listing of the source routine in the listing.
STORAGE	Includes a table of the main storage requirements for the object module in the listing.
TEST	Specifies the level of testing capability that is generated as part of the object code. TEST also controls the location of test hooks and whether or not the symbol table is generated. Because the TEST option increases the size of the object code and can affect performance, limit the number and placement of hooks.
XREF and ATTRIBUTES	Creates a sorted cross-reference listing with attributes.

For more detail on PL/I compile-time options, see [IBM PL/I for VSE/ESA Programming Guide](#).

Using LE/VSE Run-Time Options

There are numerous run-time options that affect debugging in LE/VSE. The ABPERC, CHECK, DEPTHCONDLMT, ERRCOUNT, TERMTHDACT, and TRAP options, for example, affect condition handling. The ABTERMENC option affects how an application ends (that is, with an *abend* or with a *return code* and *reason code*) when an *unhandled condition* of severity 2 or greater occurs.

Table 13 on page 6 shows LE/VSE run-time options that affect debugging.

Table 13. LE/VSE Run-Time Options Useful in Debugging

Option	Function
ABPERC	Specifies that the indicated VSE cancel code, program-interruption code, or user-abend code bypasses the <i>condition handler</i> .
ABTERMENC	Specifies <i>enclave</i> termination behavior for an enclave ending with an unhandled condition of severity 2 or greater.
CHECK	Determines whether run-time checking is performed.
DEBUG	Controls the COBOL USE FOR DEBUGGING declarative.
DEPTHCONDLMT	Specifies the limit for the depth of nested conditions in <i>user-written condition handlers</i> .
ERRCOUNT	Specifies the number of conditions of severity 2 or greater tolerated.
MSGFILE	Specifies the <i>filename</i> of the LE/VSE message file.

Table 13. LE/VSE Run-Time Options Useful in Debugging (continued)

Option	Function
MSGQ	Specifies the number of <i>instance specific information (ISI)</i> blocks that are allocated on a <i>per-thread</i> basis for use by an application. Located within the LE/VSE condition token, the ISI contains information used by the <i>condition manager</i> to identify and react to a specific occurrence of a condition.
STORAGE	Specifies that LE/VSE initializes all <i>heap</i> and <i>stack</i> storage to a user-specified value.
TERMTHDACT	Controls response when an enclave terminates due to an unhandled condition of severity 2 or greater. From LE/VSE 1.4.2 onwards, TERMTHDACT allows you to specify the dump output destination in a CICS environment.
TEST	Specifies the conditions under which a debugging tool assumes control.
TRACE	Activates LE/VSE run-time library tracing and controls the size of the trace table, the type of trace, and whether the trace table should be dumped unconditionally upon termination of the application.
TRAP	Specifies how the LE/VSE routines handle abends and program interrupts. LE/VSE expects TRAP(ON,MIN) to be in effect for successful execution of the application.
USRHDLR	Specifies the name of a user condition handler, if any, to be registered at stack frame 0.
XUFLOW	Specifies whether or not an exponent underflow causes a routine interrupt.

For a more detailed discussion of these run-time options, see the [LE/VSE Programming Guide](#).

Determining Run-Time Options in Effect

The run-time options in effect at the time the routine is run can affect routine behavior. You can use the run-time option RPTOPTS(ON) to generate a report that lists run-time options and indicates where they were set.

With RPTOPTS set to ON, an options report is written to the LE/VSE message file when your routine terminates. If an abend occurs, however, the RPTOPTS output is not produced. [Figure 1 on page 8](#) shows a sample options report.

Note: When TERMTHDACT is set with the LSTQ suboption, an LSTQ Options Report will be produced that shows the settings that were active when producing the LSTQ entries. When you set the LE/VSE default run-time options, you can change these settings using the CEEOPT macro that is supplied with the sample CEEOPT/CEEOPT. [Figure 1 on page 8](#) is an example of a sample LSTQ Options Report.

```
Options Report for Enclave CBLDATE 06/20/08 11:41:31 AM
Language Environment for z/VSE V1 R4.6

LAST WHERE SET      OPTION
-----
Programmer default  ABPERC(NONE)
Installation default ABTERMENC(ABEND)
Installation default NOAIXBLD
Programmer default  ALL31(OFF)
Programmer default  ANYHEAP(16384,8192,ANYWHERE,FREE)
Installation default BELOWHEAP(8192,4096,FREE)
Installation default CBLOPTS(ON)
Installation default CBLPSHPOP(OFF)
Installation default CHECK(OFF)
Non-overrideable   COUNTRY(US)
Installation default NODEBUG
Installation default DEPTHCONDLMT(10)
Installation default ENVAR("")
Programmer default  ERRCOUNT(20)
Installation default HEAP(32768,32768,ANYWHERE,KEEP,8192,4096)
Installation default HEAPCHK(OFF,1,0)
Installation default LIBSTACK(12288,4096,FREE)
Installation default MSGFILE(SYSLST)
Installation default MSGQ(15)
Installation default NATLANG(ENU)
Installation default RETZERO(OFF)
Invocation command  RPTOPTS(ON)
Installation default RPTSTG(OFF)
Installation default NORTEREUS
Installation default STACK(131072,131072,BELOW,KEEP)
Assembler user exit STORAGE(00,NONE,NONE,32768)
Programmer default  TERMTHDACT(DUMP,LSTQ,0)
Installation default NOTEST(ALL,"*", "PROMPT", "")
Installation default TRACE(OFF,4096,DUMP,LE=0)
Installation default TRAP(ON,MAX)
Installation default UPSI(00000000)
Installation default NOUSRHDLR()
Programmer default  XUFLOW(AUTO)

LSTQ Options Report
-----
LSTQ Class Setting      L
LSTQ Disposition Setting D
```

Figure 1. Options Report Produced by LE/VSE Run-Time Option RPTOPTS(ON)

Using the CLER CICS Transaction to Display and Set Run-Time Options

The **CLER** CICS transaction allows you to interactively display and modify LE/VSE CICS-wide default run-time options, while your CICS system is running. It uses a CICS Basic Mapping Support (BMS) panel.

For details, refer to the section “CLER: Interactively Process CICS-Wide Run-Time Options” in the [LE/VSE Customization Guide](#).

Activating Changed CICS-Wide Run-Time Options

The **NEWC** CICS transaction allows you to activate changed LE/VSE CICS-wide default run-time options, while your CICS system is running.

For details, refer to the section “NEWC: Activate Changed CICS-Wide Run-Time Options” in the [LE/VSE Customization Guide](#), GC26-8070.

Printing CICS-Wide Run-Time Options to the Console

The **ROPC** CICS transaction allows you to print LE/VSE CICS-wide run-time options to your z/VSE console.

For details, refer to the section “ROPC: Print CICS-Wide Run-Time Options to Console” in the [LE/VSE Customization Guide](#), GC26-8070.

Controlling Storage Allocation

This section provides information about storage report statistics to help you control storage allocation.

Controlling Storage Allocation

The following run-time options control storage allocation: STACK, LIBSTACK, HEAP, ANYHEAP, and BELOWHEAP. Ensure that these options are tuned appropriately to avoid performance problems.

To generate a report of the storage that a routine (or more specifically, an enclave) has used during its run, specify the RPTSTG(ON) run-time option. The storage report, generated during enclave termination, provides statistics that can help you understand how space is being consumed as the enclave runs. If storage management tuning is desired, the statistics can help you set the corresponding storage-related run-time options for future runs. The output is written to the LE/VSE message file.

Neither the storage report nor the corresponding run-time options include the storage that LE/VSE acquires during early initialization, before run-time options processing, and before the start of space management monitoring.

Figure 2 on [page 10](#) shows a sample storage report, and the sections that follow describe the contents of the report.

```
Storage Report for Enclave IGZTGMT 06/24/08 11:39:18 AM
Language Environment for z/VSE V1 R4.6

STACK statistics:
  Initial size:                131072
  Increment size:              131072
  Total stack storage used (sugg. initial size): 9056
  Number of segments allocated: 1
  Number of segments freed:    0
LIBSTACK statistics:
  Initial size:                12288
  Increment size:              4096
  Total stack storage used (sugg. initial size): 1152
  Number of segments allocated: 1
  Number of segments freed:    0
HEAP statistics:
  Initial size:                32768
  Increment size:              32768
  Total heap storage used (sugg. initial size): 152
  Successful Get Heap requests: 1
  Successful Free Heap requests: 0
  Number of segments allocated: 1
  Number of segments freed:    0
ANYHEAP statistics:
  Initial size:                16384
  Increment size:              8192
  Total heap storage used (sugg. initial size): 632
  Successful Get Heap requests: 2
  Successful Free Heap requests: 1
  Number of segments allocated: 1
  Number of segments freed:    0
BELOWHEAP statistics:
  Initial size:                8192
  Increment size:              4096
  Total heap storage used (sugg. initial size): 1320
  Successful Get Heap requests: 7
  Successful Free Heap requests: 4
  Number of segments allocated: 1
  Number of segments freed:    0
Additional Heap statistics:
  Successful Create Heap requests: 0
  Successful Discard Heap requests: 0
  Total heap storage used:        0
  Successful Get Heap requests: 0
  Successful Free Heap requests: 0
  Number of segments allocated: 0
  Number of segments freed:      0
End of Storage Report
```

Figure 2. Storage Report Produced by LE/VSE Run-Time Option RPTSTG(ON)

The statistics for initial and incremental allocations of storage types that have a corresponding run-time option differ from the run-time option settings when their values have been rounded up by the implementation, or when allocations larger than the amounts specified were required during execution. All of the following are rounded up to an integral number of double-words:

- Initial STACK allocations
- Initial allocations of all types of heap
- Incremental allocations of all types of stack and heap

Stack Storage Statistics

LE/VSE stack storage is managed at the thread level—each thread has its own stack-type resources.

Note: LE/VSE Version 1 Release 4 supports only one thread within an enclave.

STACK and LIBSTACK Statistics*Table 14. STACK and LIBSTACK Statistics*

Statistic	Description
Initial size	The actual size of the initial segment assigned to each thread.
Increment size	The size of each incremental segment acquired, as determined by the increment portion of the corresponding run-time option.
Total stack storage used	The largest amount used by the thread at any one time.
Number of segments allocated	The number of incremental segments allocated.
Number of segments freed	The number of incremental segments freed.

Note: The number of incremental segments freed may be less than the number allocated if any of the segments were not freed individually during the life of the thread, but rather were freed implicitly in the course of thread termination.

Allocating Stack Storage

Another type of stack, called the reserve stack, is allocated for each thread and used to handle out-of-storage conditions. Its size is controlled by the 4th subparameter of the STORAGE run-time option, but its usage is neither tracked nor reported in the storage report.

LE/VSE acquires some initial storage, which is neither stack nor heap, at thread creation time; this storage is allocated from BELOWHEAP if ALL31(OFF) is in effect, or from ANYHEAP if ALL31(ON) is in effect.

Heap Storage Statistics

LE/VSE heap storage, is managed at the enclave level—each enclave has its own heap-type resources, which are shared by the threads that execute within the enclave.

HEAP, ANYHEAP, and BELOWHEAP Statistics*Table 15. HEAP, ANYHEAP, and BELOWHEAP Statistics*

Statistic	Description
Initial size	The default initial allocation, as specified by the corresponding run-time option.
Increment size	The minimum incremental allocation, as specified by the corresponding run-time option.

HEAP, ANYHEAP, BELOWHEAP, and Additional Heap Statistics*Table 16. HEAP, ANYHEAP, BELOWHEAP, and Additional Heap Statistics*

Statistic	Description
Total heap storage used	The largest total amount used by the enclave at any one time.
Successful Get Heap requests	The number of Get Heap requests.
Successful Free Heap requests	The number of Free Heap requests.
Number of segments allocated	The number of incremental segments allocated.
Number of segments freed	The number of incremental segments individually freed.

Note: The number of Free Heap requests may be less than the number of Get Heap requests if the pieces of heap storage acquired by individual Get Heap requests were not freed individually, but rather were freed implicitly in the course of enclave termination.

The number of incremental segments individually freed may be less than the number allocated if the segments were not freed individually, but rather were freed implicitly in the course of enclave termination.

These statistics, in all cases, specify totals for the whole enclave.

Additional Heap Statistics

Besides the fixed types of heap, additional types of heap can be created, each with its own heap id. You can create and discard these additional types of heap by using the CEECRHP and CEEDSHP services.

Table 17. Additional Heap Statistics

Statistic	Description
Successful Create Heap requests	The number of successful Create Heap requests.
Successful Discard Heap requests	The number of successful Discard Heap requests.

Note: The number of Discard Heap requests may be less than the number of Create Heap requests if the special heaps allocated by individual Create Heap requests were not freed individually, but rather were freed implicitly in the course of enclave termination.

For more information about stack and heap storage, see [LE/VSE Programming Guide](#).

Modifying Condition Handling Behavior

Setting the condition handling behavior of your routine affects the response that occurs when the routine encounters an error.

You can modify condition handling behavior in the following ways:

- Callable services
- Run-time options
- User-written condition handlers

LE/VSE Callable Services

The callable services listed and described below can also be used to modify condition handling.

CEE5ABD

You can use the CEE5ABD callable service to terminate an enclave using an abend.

CEEMRCR

The CEEMRCR callable service moves the resume cursor relative to the current position of the handle cursor.

CEE5SPM

The CEE5SPM callable service specifies the settings of the routine mask. The routine mask controls:

- Fixed overflow
- Decimal overflow
- Exponent underflow
- Significance

Note: Modifications to the LE/VSE hardware conditions can affect the behavior of your routine. Use only this service to modify any hardware conditions.

See [LE/VSE Programming Reference](#) for more information about callable services.

LE/VSE Run-Time Options

Some of the LE/VSE run-time options listed earlier can affect your routine's condition handling behavior. The following text describes these options:

ABPERC

The ABPERC run-time option specifies a VSE cancel code, a program-interruption code, or a user-specified abend code that is exempted from condition handling when the LE/VSE condition handler is enabled. Normal condition handling activities are performed for everything except the specified cancel code, program-interruption code, or user-abend code. VSE cancel codes are specified as *Shh*, where *hh* is a hexadecimal cancel code. Program-interruption codes are specified as *Ihh*, where *hh* is a hexadecimal interruption code. User abends are specified as *Udddd*, where *dddd* is a decimal user abend code. Any other 4-character *EBCDIC* string, such as NONE, can also be specified as a user-specified abend code. You can specify only one VSE cancel code, program-interruption code, or abend code with this option. This option assumes the use of TRAP(ON). ABPERC is not supported in CICS.

LE/VSE ignores ABPERC(S20). In this instance, VSE cancel code 20, which represents a program check, is not exempted from condition handling, and LE/VSE condition handling semantics are in effect. You can, however, specify one program check interruption code, in the form *Ihh*, to be exempted from LE/VSE condition handling.

CHECK (COBOL Only)

The CHECK run-time option specifies that "checking errors" within a COBOL application are detected.

DEPTHCONDLMT

The DEPTHCONDLMT run-time option limits the extent to which conditions can be nested in a user-written condition handler. For example, with a 5 value the initial condition and four nested conditions are processed. If the limit is exceeded, the application terminates with abend code 4091 and reason code 21 (X'15').

ERRCOUNT

The ERRCOUNT run-time option specifies the number of conditions of severity 2, 3, and 4 that are tolerated before the enclave terminates abnormally. If you specify 0 an unlimited number of conditions is tolerated.

TERMTHDACT

The TERMTHDACT run-time option sets the level of information that is produced when a condition of severity 2 or greater remains unhandled within the enclave. There are five possible parameter settings for different levels of information:

- QUIET for no information
- MSG for message only
- TRACE for message and a *traceback*
- DUMP for message, traceback, and LE/VSE dump
- UADUMP for message, traceback, LE/VSE dump, and system dump

Note:

1. TERMTHDACT provides sub-options:

- MSGFL and LSTQ that utilize VSE POWER LST QUEUE as LE/VSE dump destination under CICS.
- reg_stor_amount that controls the amount of storage to be dumped around registers.

For details, refer to the description of TERMTHDACT in the [LE/VSE Customization Guide](#).

2. The LSTQ option can also be used to tailor LE/VSE dump destinations under batch.

TRAP(OFF)

The TRAP(OFF) run-time option disables the LE/VSE condition handler. In the batch environment, neither STXIT AB nor STXIT PC is issued. This causes abends and program interruptions to be ignored

by the *run-time environment* and handled by the operating system. However, with TRAP(OFF) it is still possible to invoke the condition handler through the CEESGL callable service and pass conditions to registered user-written condition handlers. Be careful when using TRAP(OFF). Doing so can cause unpredictable results. For more information about the effects of using TRAP(OFF), see the TRAP run-time option in [LE/VSE Programming Reference](#). You are recommended to use TRAP(ON,MIN) instead of TRAP(OFF) as this will minimise the involvement of the LE/VSE condition handler and circumvent any possible unexpected failures that could occur when using TRAP(OFF).

TRAP(ON)

The TRAP(ON) run-time option enables the LE/VSE condition handler. This causes the LE/VSE condition handler to intercept abends and program interruptions. During normal processing, LE/VSE expects at least TRAP(ON,MIN) to be in effect for successful running of the application.

USRHDLR() or NOUSRHDLR()

The USRHDLR run-time option registers a user condition handler at stack frame 0, allowing you to register a user condition handler without having to include a call to CEEHDLR in your application, and then to recompile the application. The NOUSRHDLR run-time option (the default) does not register a user condition handler without recompiling the application to include a call to CEEHDLR. For both USRHDLR and NOUSRHDLR, you specify a phase name that contains the user condition handler that is to be registered at stack frame 0. For further details, refer to the [LE/VSE Customization Guide](#).

XUFLOW

Specifies whether an exponent underflow causes a routine interrupt.

User-Written Condition Handlers

User-written condition handlers permit you to customize condition handling for certain conditions. You can *register* user-written condition handlers for the current stack frame by using the CEEHDLR callable service. When the LE/VSE condition manager encounters the condition, it requests the most recent condition handler associated with the current frame to handle the condition. If the condition is not handled, the LE/VSE condition manager *percolates* the condition to the next condition handler associated with the stack frame. If the condition is not handled by any of the condition handlers associated with the stack frame, the LE/VSE condition manager *percolates* the condition to the next (earlier) stack frame, and so forth to earlier stack frames until the condition has been handled or the earliest stack frame has been reached. Conditions that remain unhandled after the first (earliest) stack frame has been reached are presented to the LE/VSE condition handler. One of the following LE/VSE default actions is then taken, depending on the severity of the condition:

- Resume
- Percolate
- Promote

See [LE/VSE Programming Guide](#), for more information about user-written condition handlers and the LE/VSE condition manager.

Using the Assembler User Exit

For debugging purposes, the CEEBXITA *assembler user exit* can be invoked during:

- Enclave initialization
- Enclave termination
- *Process* termination

The functions of the CEEBXITA user exit depend on when the user exit is invoked and whether it is application-specific or installation-wide. Application-specific user exits must be linked with the application phase and run only when that application runs. Installation-wide user exits must be linked with the LE/VSE initialization/termination library routines and run with all LE/VSE library routines. Because an application-specific user exit has priority over any installation-wide user exit, you can customize a user exit for a particular application without affecting the user exit for any other applications.

At enclave initialization, the CEEBXITA user exit runs prior to the enclave establishment. Thus you can modify the environment in which your application runs in the following ways:

- Specify run-time options
- List VSE cancel codes, program-interruption codes, and abend codes to be exempted from LE/VSE condition handling
- Check the values of routine *arguments*

At enclave termination, the CEEBXITA user exit runs prior to the termination activity. Thus, you can request an abend and perform specified actions based on received return and reason codes. (This does not apply when LE/VSE terminates with an abend.)

At process termination, the CEEBXITA user exit runs after the enclave termination activity completes. Thus you can request an abend.

The assembler user exit must have an entry point of CEEBXITA, must be *reentrant*, and must be capable of running in *AMODE(ANY)* and *RMODE(ANY)*.

See [LE/VSE Programming Guide](#), for more information on the assembler user exit.

Establishing Enclave Termination Behavior for Unhandled Conditions

You can establish enclave termination behavior when an unhandled condition of severity 2 or greater occurs by using one of the following methods:

- The assembler user exit
- The ABTERMENC run-time option

The assembler user exit and the ABTERMENC run-time option are briefly discussed in the following sections. For additional information, see [“Using the Assembler User Exit”](#) on page 14 and [LE/VSE Programming Guide](#).

The Assembler User Exit

You can use the assembler user exit to establish enclave termination behavior for an enclave ending with an unhandled condition of severity 2 or greater in the following ways:

- If you do not request an abend in the assembler user exit for the enclave termination call, LE/VSE honors the setting of the ABTERMENC option to determine how to end the enclave.
- If you request an abend in the assembler user exit for the enclave termination call, LE/VSE issues an abend to end the enclave.

See [LE/VSE Programming Guide](#) for more information on the assembler user exit.

Using the ABTERMENC Run-Time Option

The ABTERMENC run-time option sets the enclave termination behavior for an enclave ending with an unhandled condition of severity 2 or greater.

If you specify the IBM-supplied *default* suboption RETCODE, LE/VSE uses the CEEAUE_ABND flag value set by the assembler user exit (which is called for enclave termination) to determine whether or not to issue an abend to end the enclave when an unhandled condition of severity 2 or greater occurs.

If you specify the ABEND suboption, LE/VSE issues an abend to end the enclave regardless of the setting of the CEEAUE_ABND flag. Additionally, the assembler user exit can alter the abend code, abend reason code, and abend dump attribute.

See [LE/VSE Programming Reference](#), for more information on using ABTERMENC.

Using Messages in Your Routine

You can create messages and use them in your routine to indicate the status and progress of the routine during *run time*, and to display variable values. The process of creating messages and using them requires that you create a message source file, and convert the source file into a loadable phase for use in your routine. For a complete explanation of how to create messages and use them in your routine, see [LE/VSE Programming Guide](#).

You can use the LE/VSE callable service CEEMOUT to direct user-created message output to the LE/VSE message file. To direct the message output to another destination, use the LE/VSE MSGFILE run-time option to specify the filename of the file.

Each LE/VSE-conforming language also provides ways to display both user-created and run-time messages. (See “[Interpreting Run-Time Messages](#)” on page 21 for an explanation of LE/VSE run-time messages.)

For C routines, output from the `printf()` function is directed to `stdout`, which is associated with `SYSLST`. All C run-time messages and `perror()` messages are directed to `stderr`. `stderr` corresponds to the filename associated with the LE/VSE MSGFILE run-time option. The destination of the `printf()` function output can be changed by using the redirection `1>&2` at routine invocation to redirect `stdout` to the `stderr` destination. Both streams can then be controlled by the MSGFILE run-time option.

For COBOL routines, you can use the `DISPLAY` statement to display messages. Output from the `DISPLAY` statement is directed to `SYSLST`. `SYSLST` is the IBM-supplied default for the LE/VSE message file. The `OUTDD` compile-time option can be used to change the destination of the `DISPLAY` messages.

Under PL/I, run-time messages are directed to the file specified in the LE/VSE MSGFILE run-time option, instead of the PL/I `SYSPRINT STREAM PRINT` file. User-specified output is still directed to the PL/I `SYSPRINT STREAM PRINT` file. To direct this output to the LE/VSE MSGFILE file, specify the run-time option `MSGFILE(SYSPRINT)`.

For a more detailed explanation of handling message output in C, COBOL, and PL/I routines, see [LE/VSE Programming Guide](#).

Using Condition Information

If a condition that might require attention occurs while an application is running, LE/VSE builds a condition token. The condition token contains 12 *bytes* of information about the condition that LE/VSE or your routines can use to respond appropriately. Each condition is associated with a single LE/VSE run-time message.

You can use this condition information in two main ways:

- Specify the feedback code parameter when calling LE/VSE services (see “[Using the Feedback Code](#)” on page 16).
- Code a *symbolic feedback code* in a user-written condition handler (see “[Using the Symbolic Feedback Code](#)” on page 18).

Using the Feedback Code

The feedback code is a parameter of the LE/VSE callable services. The feedback code can be optional or required, depending on the programming language you use. ²

When you provide the feedback code (*fc*) parameter, the callable service in which the condition occurs sets the feedback code to a specific value called a condition token.

When you do not provide the *fc* parameter, any nonzero condition is signaled and processed by LE/VSE condition handling routines. If you have registered a user-written condition handler, LE/VSE passes control to the handler, which determines the next action to take. If the condition remains unhandled, LE/VSE writes a message to the LE/VSE message file. The message is the translation of the condition token into English (or another supported national language).

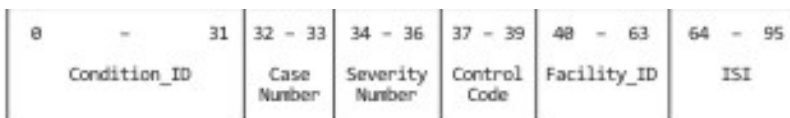
LE/VSE provides callable services that can be used to convert condition tokens to routine variables, messages, or signaled conditions. [Table 18 on page 17](#) lists these callable services and their functions.

Table 18. LE/VSE Callable Services Used to Process Nonzero Condition Tokens


Callable Service	Function
CEEMSG	Transforms the condition token into a message and writes the message to the message file.
CEEMGET	Transforms the condition token into a message and stores the message in a buffer.
CEEDCOD	Decodes the condition token; that is, separates it into distinct user-supplied variables.
CEESGL	Signals the condition. This passes control to any registered user-written condition handlers. If a user-written condition handler does not exist, or the condition is not handled, LE/VSE by default writes the corresponding message to the message file and terminates the routine for severity 2 or higher. For severity 0, LE/VSE continues without writing a message. For severity 1, LE/VSE continues. If the severity 1 condition is associated with a COBOL routine, a message is issued. If the severity 1 condition is associated with a non-COBOL routine, a message is not issued. For details, see LE/VSE Programming Guide .

There are two types of condition tokens. Case 1 condition tokens contain condition information, including the LE/VSE message number. All LE/VSE callable services and most application routines use case 1 condition tokens. Case 2 condition tokens contain condition information and a user-specified class and cause code. Application routines, user-written condition handlers, assembler user exits, and some operating systems can use case 2 condition tokens.

[Figure 3 on page 17](#) illustrates the structure of the condition token.



For Case 1 condition tokens,
Condition_ID =



A symbolic feedback code represents the first 8 bytes of a condition token. It contains the Severity, Message Number, Case Number, Severity, Control Code, and Facility_ID.

Figure 3. LE/VSE Condition Token

For example, in the condition token: X'0003032D 59C3C5C5 00000000'

² For COBOL routines, you must provide the *fc* parameter in each call to an LE/VSE callable service. For C and PL/I routines, this parameter is optional. See [LE/VSE Programming Guide](#) for more information about *fc* and condition tokens.

Preparing Your Routine for Debugging

- X'0003' is severity.
- X'032D' is message number 813.
- X'59' are hexadecimal flags for case, severity, and control.
- X'C3C5C5' is the CEE facility ID.
- X'00000000' is the ISI (In this case, no ISI was provided.)

If an LE/VSE traceback or dump is generated while a condition token is being processed or when a condition exists, LE/VSE writes the run-time message to the condition section of the traceback or dump. If a condition is detected when a callable service is invoked without a feedback code, the condition token is passed to the LE/VSE condition manager. The condition manager polls active condition handlers for a response. If a condition of severity 0 or 1 remains unhandled, LE/VSE resumes. For a severity 0 condition, a message is not issued. For a severity 1 condition, if the condition is associated with a COBOL routine, a message is issued. If the severity 1 condition is associated with a non-COBOL routine, a message is not issued. For unhandled conditions of severity 2 or greater, LE/VSE issues a message and terminates. See [Part 3, "Run-Time Messages and Codes," on page 141](#) for a list of LE/VSE run-time messages and corrective information.

If a second condition is raised while LE/VSE is attempting to handle a condition, the message CEE0374C CONDITION = <message no. >. can be displayed using a write-to-operator (WTO). The message number in the CEE0374C message indicates the original condition that was being handled when the second condition was raised. This can happen when a critical error is signaled (for example, when internal control blocks are damaged).

If the output for this error message appears several times in sequence, the conditions appear in order of occurrence. Correcting the earliest condition can cause your application to run successfully.

[Figure 4 on page 18](#) shows the error message and associated output for a nested condition.

```
CEE0374C CONDITION = CEE3207S  TOKEN = 00030C87 59C3C5C5 00000000
        WHILE RUNNING PROGRAM PROCB WHICH STARTS AT 00020584
        AT THE TIME OF INTERRUPT
        PSW      FFE40007 D002040E
        GPR 0-3  00000000 00000001 00000002 00000003
        GPR 4-7  00000004 00000005 00000006 00000007
        GPR 8-B  00000008 00000009 0000000A 00020280
        GPR C-F  00362308 002D1240 500203E0 00000000
```

Figure 4. Message and Output for Nested Conditions

The token is the hexadecimal condition token for the original condition. The routine address is the location of the routine in which the original error occurred. The last *word* of the *program status word (PSW)* indicates the location where the original error occurred. The GPRs are the hexadecimal values in the registers at the time of the original error. If CEE3250 is the original condition, the abend code can be found in GPR1 and the reason code for the abend can be found in GPR15.

Using the Symbolic Feedback Code

The symbolic feedback code represents the first 8 bytes of a 12-byte condition token. You can think of the symbolic feedback code as the nickname for a condition. As such, the symbolic feedback code can be used in user-written condition handlers to screen for a given condition, even if it occurs at different locations in an application.

For more details on symbolic feedback codes, see [LE/VSE Programming Guide](#).

Chapter 2. Classifying Errors

This topic describes errors that commonly occur in LE/VSE routines, and explains how to use run-time messages and abend codes to obtain information about errors in your routine. It consists of these main sections:

- [“Identifying Problems in Routines” on page 19](#)
- [“Interpreting Run-Time Messages” on page 21](#)
- [“Understanding Abend Codes and VSE Cancel Codes” on page 21](#)

Identifying Problems in Routines

The following sections describe how you can identify errors in LE/VSE routines. Included are common error symptoms and solutions.

LE/VSE Module Names

You can identify LE/VSE-supplied module elements by any of the following three-character prefixes:

- CEE (LE/VSE)
- EDC (C)
- IGZ (COBOL)
- IBM (PL/I)

Module elements with other prefixes are not part of the LE/VSE product.

Common Errors in Routines

[Table 19 on page 19](#) lists some common errors with simple solutions.

Table 19. Common Errors in Routines

Error	Solution
Lack of virtual storage ³	Increase your <i>partition</i> GETVIS size or decrease your storage usage (stack size) by using the storage-related run-time options and callable services.
Lack of disk space	Increase your disk allocation.
Unavailable executable phases	Check your LIBDEF statements.

If one of the items listed above is not the cause of error, examine your routine or routines for changes since the last successful run. If there have been changes, review these changes for errors that might be causing the problem. One way to isolate the problem is to branch around or comment out recent changes and rerun the routine. If the run is successful, the error can be narrowed to the scope of the changes. Also, review changes to files that can affect routine behavior.

Changes in levels of optimization, *addressing modes*, and input/output file formats can also cause unanticipated problems in your routine.

In most cases, run-time messages or generated condition tokens point to the nature of the error and the most efficient corrective action. To help you classify the error and determine the most useful method to fix the problem, [Table 20 on page 20](#) lists types of errors, possible symptoms, and possible corrections.

³ See [“Controlling Storage Allocation” on page 9](#) for information about using storage in routines.

Table 20. Common Error Symptoms, Possible Causes, and Programmer Responses

Error Symptom	Possible Cause	Programmer Response
Numbered run-time message appears	Condition raised in routine	For any messages you receive, read the Programmer Response for the messages listed in Part 3, “Run-Time Messages and Codes,” on page 141. For information about message structure, see “Interpreting Run-Time Messages” on page 21.
User abend code ≥ 4000	<p>a) LE/VSE detected an error and could not proceed</p> <p>b) An unhandled software-raised condition occurred and ABTERMENC(ABEND) was in effect</p> <p>c) The assembler user exit requested an abend for an unhandled condition of severity 4</p>	For any abends you receive, read the appropriate Explanation listed in Chapter 13, “LE/VSE Abend Codes,” on page 397.
User abend code < 4000	<p>a) A non-LE/VSE abend occurred</p> <p>b) The assembler user exit requested an abend for an unhandled condition of severity ≥ 2</p>	See Chapter 13, “LE/VSE Abend Codes,” on page 397. Check for a <i>subsystem</i> -generated abend or a user-specified abend.
System abend with TRAP(OFF)	Cause depends on type of malfunction	Respond appropriately. Refer to the messages and codes publication of the operating system.
System abend with TRAP(ON)	System detected error	Refer to the messages and codes publication of the operating system.
No response (wait/loop)	Application logic failure	Check routine logic. Note: Ensure ERRCOUNT and DEPTHCONDLMT run-time options are set to a nonzero value.
Unexpected message (message received was not from most recent service)	Condition caused by something related to current service	Generate a traceback using CEE5DMP and see Part 3, “Run-Time Messages and Codes,” on page 141.
Incorrect output	Incorrect file definitions, storage overlay, incorrect routine mask setting, references to uninitialized variables, data input errors, or application routine logic error	Correct the appropriate parameters.
No output	Check filename, file definitions, and message file setting	Correct the appropriate parameters.
Nonzero return code from enclave	Unhandled condition of severity 2, 3, or 4, or the return code was issued by the application routine	Check the LE/VSE message file for run-time messages.

Interpreting Run-Time Messages

The first step in debugging your routine is to look up any run-time messages that appear in the traceback. Run-time messages are written to the LE/VSE message file (default filename is SYSLST). The message file filename can be changed with the MSGFILE run-time option. For more information about displaying run-time messages for C, COBOL, and PL/I routines, see [LE/VSE Programming Guide](#).

Run-time messages provide users with additional information about a condition and possible solutions for any errors that occurred. Run-time messages can be issued by LE/VSE common routines or language-specific run-time routines. Run-time messages contain a message prefix, message number, *severity code*, and descriptive text. The message prefix indicates the LE/VSE component that generated the message. The message number identifies the condition raised and references additional condition and programmer response information. Severity codes indicate the severity of the condition that occurred. The message text provides a brief explanation of the condition. In the following example LE/VSE message:

```
CEE3206S The system detected a specification exception.
```

- The message prefix is CEE.
- The message number is 3206.
- The severity code is S.
- The message text is "The system detected a specification exception".

The message prefix is the first three characters of the message number and is also the facility ID in the condition token. [Table 21 on page 21](#) provides additional information about LE/VSE run-time messages.

Table 21. Message Prefixes and Associated LE/VSE Components

Message Prefix	LE/VSE Component	For a List, See
CEE	Common run-time	Chapter 8, "LE/VSE Run-Time Messages," on page 143
EDC	C run-time	Chapter 10, "C Run-Time Messages," on page 267
IGZ	COBOL run-time	Chapter 12, "COBOL Run-Time Messages," on page 365
IBM	PL/I run-time	Chapter 11, "PL/I Run-Time Messages," on page 295

The message number is the 4-digit number following the message prefix. Leading zeros are inserted if the message number is less than four digits.

The severity code is the letter following the message number. Severity codes indicate the level of attention called for by the condition. Messages with severity of I are informational messages and do not usually require any corrective action. In general, if more than one run-time message appears, the first noninformational message indicates the problem. For a complete list of severity codes, severity values, condition information, and default actions, see [LE/VSE Programming Guide](#).

Note: LE/VSE messages can appear even though you made no explicit calls to LE/VSE services. This is because C, COBOL, and PL/I run-time library routines commonly use the LE/VSE services.

Understanding Abend Codes and VSE Cancel Codes

When using LE/VSE, an abnormal termination is usually accompanied by an LE/VSE abnormal termination message containing a user abend code or a VSE cancel code, or a VSE system abend message. User abend codes have the format *dddd*, where *dddd* is a decimal user abend code. VSE cancel codes have the format *hh*, where *hh* is a hexadecimal cancel code. LE/VSE abend codes are usually in the range of 4000 to 4095. User-specified abends use the range of 0 to 3999.

Examples of abnormal termination messages containing user abend codes are:

- User (LE/VSE) abend code: U4082

```
CEE3322C EXECUTION ABNORMALLY TERMINATED WITH USER-ABEND CODE 4082
AND REASON CODE 00
```

- User-specified abend code: U0005

```
CEE3322C EXECUTION ABNORMALLY TERMINATED WITH USER-ABEND CODE 0005
AND REASON CODE 00
```

An example of an abnormal termination message containing a VSE cancel code is:

```
CEE3321C EXECUTION ABNORMALLY TERMINATED WITH VSE CANCEL CODE 20
AND INTERRUPTION CODE 05
```

An example of a VSE system abend message is:

```
0S03I PROGRAM CHECK INTERRUPTION - HEX LOCATION 0006D2D0 -
CONDITION CODE 04 - PROTECTION EXCEPTION
```

User Abends

If you receive an LE/VSE abend code, see [Chapter 13, “LE/VSE Abend Codes,” on page 397](#) for a list of abend codes, error descriptions, and programmer responses.

The LE/VSE callable service CEE5ABD terminates your application with an abend. You can set the *clean-up* parameter value to determine how the abend is processed and how LE/VSE handles the raised condition. For more information about CEE5ABD and *clean-up*, see [LE/VSE Programming Reference](#).

The TRAP(OFF) run-time option disables LE/VSE condition handling for program checks and abends. With TRAP(OFF), program checks such as addressing exceptions, data exceptions, and decimal divide exceptions result in VSE system abends rather than LE/VSE conditions.

Note: The use of TRAP(OFF) does not affect the LE/VSE callable service CEESGL, which signals a condition to the LE/VSE condition manager.

You can specify the ABTERMENC run-time option to determine what action is taken when an unhandled condition of severity 2 or greater occurs. For more information on ABTERMENC, see [“Using the ABTERMENC Run-Time Option” on page 15](#) and [LE/VSE Programming Reference](#).

User abends, such as LE/VSE 4xxx abends or abends raised by a call to the CEE5ABD service, can cause the generation of a system dump. Although system dumps are sometimes required for debugging complex error situations, it is usually better to generate an LE/VSE formatted dump. To request an LE/VSE dump whenever an unhandled condition is raised, specify both TRAP(ON) and TERMTHDACT(DUMP) run-time options. Your routine can also produce an LE/VSE dump at any time by calling the CEE5DMP callable service. The TRAP(ON) run-time option causes the LE/VSE condition handler to attempt to handle the abend. For a detailed explanation of the run-time options and callable services discussed in this section, see [LE/VSE Programming Guide](#), SC26-8072.

VSE Cancel Codes and VSE System Abends

If you receive an LE/VSE abnormal termination message containing a VSE cancel code, look up the code and the corresponding information in [z/VSE Messages and Codes Volume 1](#), [z/VSE Messages and Codes Volume 2](#), [z/VSE Messages and Codes Volume 3](#).

If you receive a VSE system abend message, look up the message and the corresponding information in [z/VSE Messages and Codes Volume 1](#), [z/VSE Messages and Codes Volume 2](#), [z/VSE Messages and Codes Volume 3](#).

When a VSE system abend occurs, the operating system can generate a system dump. System dumps are written to SYSLST, or to a dump sublibrary if one is defined. See [“Generating a System Dump” on page 47](#) for more information about system dumps.

Chapter 3. Using LE/VSE Debugging Facilities

This topic describes methods of debugging routines in LE/VSE. Currently, most problems in LE/VSE and member language routines can be determined through information provided in the LE/VSE dump.

It consists of these main sections:

- [“Using the Debug Tool for VSE/ESA” on page 23](#)
- [“Using Attention Routine Interface Commands” on page 23](#)
- [“Using the LE/VSE Dump Service” on page 26](#)
- [“Multiple Enclave Dumps” on page 45](#)
- [“Generating a System Dump” on page 47](#)
- [“Requesting an LE/VSE Trace for Debugging” on page 47](#)
- [“Diagnosing Storage Leak Problems” on page 50](#)

Note: The *CEETRACE tracing tool* is available on an "AS IS" basis (IBM does not officially support this feature). It is *not* described in this publication. For details, refer to the document *CEETRACE Feature, Installation and User's Guide*. You can find this document on the *z/VSE Home Page*, together with other files to download:

<https://www.ibm.com/docs/en/zvse/6.2?topic=pdf-library>

Using the Debug Tool for VSE/ESA

Debugging tools are designed to help you detect errors early in your routine. IBM offers the *Debug Tool for VSE/ESA*, which you can use to examine, monitor, and control how your routines run, and debug your routines interactively or in batch mode. Debug Tool for VSE/ESA also provides facilities for setting breakpoints and altering the contents and values of variables. LE/VSE run-time options can be used with Debug Tool for VSE/ESA to debug or analyze your routine. Refer to the Debug Tool for VSE/ESA publications for a detailed explanation of how to invoke and run Debug Tool for VSE/ESA. For a list of Debug Tool for VSE/ESA publications, see [“Where to Find More Information” on page xxii](#). If you are using another debugging facility, refer to the appropriate documentation.

Using Attention Routine Interface Commands

The attention routine (AR) interface is pre-customized and activated in z/VSE. You can use the attention routine commands described below, to display Language Environment® information:

- The AR interface can be used to display LE/VSE run-time option, exit and status reports.
- From z/VSE 4.2 onwards, the AR interface provides commands for managing LE/VSE batch run-time override options. The AR interface is also a prerequisite for the "AS-IS" CEETRACE feature.
- You are recommended to keep the AR interface enabled.

Command

Description

D CEE,CEEDOPT

Displays a report of the current BATCH environment system-wide default run-time option settings. This can be useful for assisting in the debugging of application programs and for application-storage tuning. Before you can use this command, the sample job CEL\$OPT\$ (member CEEWOPTJ.Z) must be:

- Resident in the VSE/POWER reader queue.
- Configured to execute in a VSE/POWER class that has an *available partition* each time this command is issued.

Note: CEEUOPT members that might be included in application programs will not affect the options report produced by this command.

Here is an example of the type of report that is produced by the D CEE,CEEDOPT command:

```

1Q47I  C1 CEL$OPT$ 33557 FROM (SYSA) , TIME=12:06:07
// JOB CEL4OPTS - PRODUCE REQUESTED INSTALLATION-WIDE OPTIONS REPORT
DATE 06/24/2008, CLOCK 12/06/07
Options Report for Enclave BATCHOPT 06/24/08 12:06:08 PM
Language Environment for z/VSE V1 R4.6

LAST WHERE SET      OPTION
-----
Installation default ABPERC (NONE)
Installation default ABTERMENC (ABEND)
Installation default NOAIXBLD
Installation default ALL31 (OFF)
Installation default ANYHEAP (16384,8192,ANYWHERE,FREE)
Installation default BELOWHEAP (8192,4096,FREE)
Installation default CBLOPTS (ON)
Installation default CBLPSHPOP (OFF)
Installation default CHECK (OFF)
Installation default COUNTRY (US)
Installation default NODEBUG
Installation default DEPTHCONDLMT (10)
Installation default ENVAR (" ")
Installation default ERRCOUNT (20)
Installation default HEAP (32768,32768,ANYWHERE,KEEP,8192,4096)
Installation default HEAPCHK (OFF,1,0)
Installation default LIBSTACK (12288,4096,FREE)
Installation default MSGFILE (SYSLST)
Installation default MSGQ (15)
Installation default NATLANG (ENU)
Installation default RETZERO (OFF)
Installation default RPTOPTS (OFF)
Installation default RPTSTG (OFF)
Installation default NORTEREUS
Installation default STACK (131072,131072,BELOW,KEEP)
Installation default STORAGE (00,NONE,NONE,32768)
Installation default TERMTHDACT (TRACE,MSGFL,32)
Installation default NOTEST (ALL,"*", "PROMPT", "")
Installation default TRACE (OFF,4096,DUMP,LE=0)
Installation default TRAP (ON,MAX)
Installation default UPSI (00000000)
Installation default NOUSRHDLR ()
Installation default XUFLOW (AUTO)

EOJ CEL4OPTS  MAX.RETURN CODE=0000
DATE 06/24/2008, CLOCK 12/06/10, DURATION  00/00/02

```

D CEE,CEECOPT

Displays a report similar to that produced by D CEE,CEEDOPT, but for the current **CICS** installation-wide default run-time options. This command can be issued even if there are no currently-active CICS systems.

Note:

1. If there are multiple default run-time option settings for different CICS systems, only those options that are catalogued in PRD2.SCEEBASE (or in the SVA) as **CEECOPT.PHASE** will be reported. Alternatively, you can tailor the CEL\$OPT\$ job (supplied as member CEEWOPTJ in ICCF library 62) to search a different library containing your cataloged installations options. Any other CEECOPT.PHASE options resident on the z/VSE system will *not* be reported.
2. Any option overrides set by the IBM-supplied CLER transaction, assembler user exits, or CEEUOPT modules included in application programs, will *not* be reported.

D CEE,CEEEXIT

Produces a report of all installed Language Environment exits, and the status of these exits. The report only includes exits that are *currently resident* in the SVA. Version information for the assembler user exit is only available for IBM-supplied or IBM-sample-tailored exit routines. OEM versions may not conform to the standard entry code requirements, and so version information may not be available.

Note: Any assembler user exits are not included in the report if they are included in specific applications during the link-edit.

Here is an example of the type of report that is produced by the D CEE,CEEEXIT command:

```
AR 0015 CEL4001I Currently defined BATCH Language Environment for z/VSE Exits
AR 0015 -----
AR 0015 CEL4002I Exit Name      Exit Type      Dump Cntrl
AR 0015 CEL4007I CEL4RPRT    Abnorm Term.  Predump
AR 0015 CEL4007I CEEBNATX   Abnorm Term.  Postdump
AR 0015
AR 0015 CEL4004I A Language Environment for z/VSE EXIT module not found in SVA
AR 0015
AR 0015 CEL4090I Language Environment for z/VSE Assembler User Exit details
AR 0015 -----
AR 0015 CEL4000I Exit Name      Exit Type      Exit Status   Version
AR 0015 CEL4010I CEEBXITA    Asm User.     Default       V1.R4.M9
AR 0015
AR 0015 CEL4005I Language Environment for z/VSE Assembler Exit not in the SVA.
AR 0015 CEL4006W Language Environment for z/VSE command processing incomplete.
```

D CEE,CEESTAT

Displays all the available Language Environment system information. These types of detail are displayed:

- Current Language Environment level.
- Latest Language Environment APAR installed.
- Languages that are installed.
- Latest APAR levels of the installed languages.
- Information about certain core Language Environment load modules (which might be required for Level 2 support and analysis).

Note: If maintenance is applied to any of the Language Environment components, a refresh of the attention routine interface is required using the IBM-supplied sample CEEWARC. For details, refer to the section "Planning to Activate LE/VSE Attention Routine Commands" in the publication *LE/VSE Customization Guide*.

Here is an example of the type of report that is produced by the D CEE,CEESTAT command:

```
CEL4014I Current Language Environment for z/VSE Status Information
-----
CEL4011I Language Environment Version : 01.04.06 LE146GA
CEL4018I Report Produced by CEL4CMDR at 83B2B938 LE146GA

CEL4012I Language  Installed  SVA Resident  SVA Load Addr  APAR
CEL4013I LE/COBOL   YES      NO          -              LE146GA
CEL4013I LE/PLI     YES      NO          -              LE146GA
CEL4013I C/Locale   YES      YES         03B737D0      Unknown
CEL4013I LE/C       YES      YES         039ED270      LE146GA

CEL4015I Module    Installed  SVA Resident  SVA Load Addr
CEL4015I CEEBINIT   YES      YES         001C4AC8
CEL4015I CEEPLPKA   YES      YES         03A7F7E0
CEL4015I CEEPLPKD   YES      NO          -
CEL4015I CEEPIPI    YES      NO          -
CEL4015I CEECCICS   YES      YES         001D70F0

CEL4067I CEETRACE Current Status is Not Installed
CEL4019I Language Environment for z/VSE command complete.
```

D CEE,? | HELP

Displays the help information available with the LE for z/VSE command interface.

D CEE,OPTS

Displays any attention routine BATCH run-time over-ride options that may be set:

- If option over-rides have *not been set*, message CEL4020I will be issued with the text "No LE/VSE Option Over-rides".
- If option over-rides *have been set*, message CEL4020I will be issued followed by the string of options that are set as over-rides.

Here are two examples of the use of the D CEE,OPTS command:

- Example where attention routine over-rides have not been set:

```
CEL4020I No LE z/VSE Option Over-rides
CEL4019I Language Environment for z/VSE command complete.
```

- Example where attention routine over-rides have been set:

```
CEL4020I RPTSTG(ON),CHECK(ON)
CEL4019I Language Environment for z/VSE command complete.
```

S CEE,CLEAR

Removes any attention routine BATCH run-time option over-rides that might have been set. Will always return with message CEL4019I.

For example, the operator enters S CEE ,CLEAR. LE/VSE then responds with:

```
CEL4019I Language Environment for z/VSE command complete.
```

S CEE,OPTS=*run-time option over-rides string*

Allows the operator to enter LE/VSE run-time option over-ride settings from the console:

- These over-rides will apply to any BATCH LE/VSE applications that are subsequently executed.
- The *run-time option over-rides string* must not exceed 120 characters. Truncation will occur if this limit is exceeded, which causes run-time option processing error messages to be reported in LE/VSE batch applications.
- The run-time option over-ride string must conform to the LE/VSE JCL PARM over-ride format. Each option must be separated by the same separator character.
- The over-ride string will be accepted immediately and no syntax or validation checking will be performed until the first LE/VSE BATCH application is executed.
- Options cannot be appended to a set of overrides that already exists. Instead, each S CEE,OPTS= command entered by the operator will *completely replace* any existing overrides with the most recent options string.

This example illustrates the use of the previous three commands.

1. The operator enters S CEE ,OPTS=RPTSTG(ON) ,CHECK(ON) . LE/VSE responds with:

```
CEL4019I Language Environment for z/VSE command complete.
```

2. The operator enters D CEE ,OPTS. LE/VSE responds with:

```
CEL4020I RPTSTG(ON),CHECK(ON)
CEL4019I Language Environment for z/VSE command complete.
```

3. The operator enters S CEE ,CLEAR. LE/VSE responds with:

```
CEL4019I Language Environment for z/VSE command complete.
```

4. The operator enters D CEE ,OPTS. LE/VSE responds with:

```
CEL4020I No LE/VSE Option Over-rides
CEL4019I Language Environment for z/VSE command complete.
```

Each line of the console reports described above has a message number associated with it. These message numbers are described later in this publication. By referring to these messages, you can obtain further details about a report.

Using the LE/VSE Dump Service

The following sections provide information about using the LE/VSE dump service, and describe the contents of the LE/VSE dump.

There are three ways to invoke the LE/VSE dump service:

- CEE5DMP callable service
- TERMTHDACT run-time option
- Language-specific functions

Generating a Dump with CEE5DMP

The CEE5DMP callable service generates a dump of LE/VSE and the loaded member language library routines. CEE5DMP can be called directly from an application routine, and generates a dump of the run-time environment at the point of the CEE5DMP call.

The dump can contain information about conditions, tracebacks, variables, control blocks, stack and heap storage, file status and attributes, and language-specific information, depending on the options you specify. No conditions are necessary for this callable service to be used.

All output from CEE5DMP is written to the default filename CEEDUMP, unless you use the FNAME option to specify another filename. If you do not provide run-time *JCL* for the file CEEDUMP (or any other file you specify using the FNAME option), all output from CEE5DMP is written to SYSLST. The syntax for CEE5DMP is shown below.

►► CEE5DMP (— *title* — , — *options* — , — *fc* —) ►►

title

An 80-byte fixed-length character string that contains a title to be printed at the top of each page of the dump.

options

A 255-byte fixed-length character string that contains options describing the type, format, and destination of dump information. The options are declared as a string of keywords separated by blanks or commas. Some options also have suboptions that follow the option keyword, and are contained in parentheses. The last option declaration is honored if there is a conflict between it and any preceding options.

fc (output)

A 12-byte feedback token code that indicates the result of a call to CEE5DMP. If specified as an argument, then feedback information, in the form of a condition token, is returned to the calling routine. If not specified, and the requested operation was not successfully completed, the condition is signaled to the condition manager.

You can use options with CEE5DMP to specify what information is included in the dump. [Table 22 on page 27](#) lists dump options and related information.

Table 22. CEE5DMP Options and Related Information

Dump Options	Abbreviation	Action Taken
ENCLAVE(ALL)	ENCL	Dumps all enclaves associated with the current process. “1” on page 29 This is the default setting for ENCLAVE.
ENCLAVE(CURRENT)	ENCL(CUR)	Dumps the current enclave. “2” on page 29
ENCLAVE(n)	ENCL(n)	Dumps a fixed number of enclaves, indicated by <i>n</i> .
THREAD(CURRENT)	THR(CUR)	Dumps the current thread in this enclave.
TRACEBACK	TRACE	Includes a traceback of all <i>active routines</i> . The traceback shows transfer of control from either calls or <i>exceptions</i> . Calls include PL/I transfers of control from BEGIN-END blocks or ON-units.
NOTRACEBACK	NOTRACE	Does not include a traceback of all active routines.

Table 22. CEE5DMP Options and Related Information (continued)

Dump Options	Abbreviation	Action Taken
FILES	FILE	Includes attributes of all open files. File control blocks are included when the BLOCKS option is also specified. File buffers are included when the STORAGE option is specified.
NOFILES	NOFILE	Does not include file attributes.
VARIABLES	VAR	Includes a symbolic dump of all variables, arguments, and registers.
NOVARIABLES	NOVAR	Does not include variables, arguments, and registers.
BLOCKS	BLOCK	Dumps control blocks from LE/VSE and member language libraries.
NOBLOCKS	NOBLOCK	Does not include control blocks.
STORAGE	STOR	Dumps the storage used by the routine. The number of routines dumped is controlled by the STACKFRAME option.
NOSTORAGE	NOSTOR	Suppresses storage dumps.
STACKFRAME(ALL)	SF(ALL)	Dumps all stack frames from the <i>call chain</i> . This is the default setting for STACKFRAME.
STACKFRAME(n)	SF(n)	Dumps a fixed number of stack frames, indicated by <i>n</i> , from the call chain. The specific information dumped for each stack frame depends on the VARIABLES, BLOCK, and STORAGE options declarations. The first stack frame dumped is the <i>caller</i> of CEE5DMP, followed by its caller, and proceeding backward up the call chain.
PAGESIZE(n)	PAGE(n)	Specifies the number of lines on each page of the dump.
FNAME(s)	FNAME(s)	Specifies the filename of the file to which the dump is written.
CONDITION	COND	Dumps condition information for each condition active on the call chain.
NOCONDITION	NOCOND	For each condition active on the call chain, does not dump condition information.
ENTRY	ENT	Includes a description of the <i>program unit</i> that called CEE5DMP and the registers on entry to CEE5DMP.
NOENTRY	NOENT	Does not include a description of the program unit that called CEE5DMP or registers on entry to CEE5DMP.
REGSTOR(n)	REGST(n)	Controls the amount of storage to be dumped around registers. <i>n</i> must be in the range 0 to 256, and indicates the storage (in bytes) to be dumped around each register. <i>n</i> is rounded up to the nearest multiple of 32. If you do not require a dump of storage around registers (regardless of the <code>reg_stor_amount</code> value on the <code>TERMTHDACT</code> run-time option), you must specify <code>REGSTOR(0)</code> as a CEE5DMP option.

Table 22. CEE5DMP Options and Related Information (continued)

Dump Options	Abbreviation	Action Taken
--------------	--------------	--------------

Note:

1. In ILC applications in which a C routine calls another member language routine, and that routine in turn calls CEE5DMP, traceback information for the C routine is not provided in the dump.
2. On CICS, only (CURRENT) and (1) values are supported for the ENCLAVE dump option.

In the batch environment, all values for ENCLAVE are supported.

The IBM-supplied default settings for CEE5DMP are:

```
TRACEBACK THREAD(CURRENT) FILES VARIABLES NOBLOCKS
NOSTORAGE STACKFRAME(ALL) PAGESIZE(60)
FNAME(CEEDUMP) CONDITION ENTRY
```

For additional information about the CEE5DMP callable service and dump options, see [LE/VSE Programming Reference](#) . For an example of an LE/VSE dump, see “[Understanding an LE/VSE Dump](#)” on page 30.

Generating a Dump with TERMTHDACT

You can use the TERMTHDACT run-time option to produce a traceback or dump upon abnormal termination of a thread due to an unhandled condition of severity 2 or greater (when this occurs, LE/VSE terminates the enclave). See [LE/VSE Programming Guide](#) , SC26-8072 for information on enclave termination.

The TERMTHDACT run-time option calls CEE5DMP to produce a dump during program checks, abnormal terminations, or calls to the CEESGL service. Enclave- and process-related storage could have changed from the time the dump request was issued.

The TERMTHDACT suboptions QUIET, MSG, TRACE, DUMP, and UADUMP control the level of information available. [Table 23 on page 29](#) lists these suboptions, the levels of information produced, and the destination of each.

Table 23. Suboptions for TERMTHDACT

Suboption	Level of Information	Destination
QUIET	No information	No destination.
MSG	Message	Filename specified in MSGFILE run-time option.
TRACE	Message and dump containing only a traceback	Message goes to filename specified in MSGFILE run-time option. Traceback goes to CEEDUMP file or SYSLST.
DUMP	Message and complete dump	Message goes to filename specified in MSGFILE run-time option. Dump goes to CEEDUMP file or SYSLST.
UADUMP	Message, complete dump, and VSE system dump.	Message goes to filename specified in MSGFILE run-time option. Dump goes to CEEDUMP file or SYSLST. System dump goes to dump sublibrary or SYSLST.

Note: From VSE/ESA 2.7 onwards, TERMTHDACT provides additional sub-option `reg_stor_amount` that controls the amount of storage to be dumped around registers. For details, refer to the description of TERMTHDACT in the [LE/VSE Customization Guide](#).

Although you can modify CEE5DMP options, you cannot change options for a traceback or dump produced by TERMTHDACT.

The TRACE suboption of TERMTHDACT uses the following dump options: NOENTRY, CONDITION, TRACEBACK, THREAD(ALL), NOBLOCKS, NOSTORAGE, VARIABLES, FILES, STACKFRAME(ALL), PAGESIZE(60), and FNAME(CEEDUMP).

The DUMP and UADUMP suboptions of TERMTHDACT use the following dump options: NOENTRY, CONDITION, TRACEBACK, THREAD(ALL), BLOCKS, STORAGE, VARIABLES, FILES, STACKFRAME(ALL), PAGESIZE(60), and FNAME(CEEDUMP).

See *LE/VSE Customization Guide* for more information about the TERMTHDACT run-time option.

Generating a Dump with Language-Specific Functions

In addition to the CEE5DMP callable service and the TERMTHDACT run-time option, you can use language-specific conventions such as C functions and the PL/I PLIDUMP service to generate a dump.

C routines can use the functions `cdump()`, `csnap()`, and `ctrace()` to produce an LE/VSE dump. All three functions call the CEE5DMP callable service, and each function includes an options string, consisting of different CEE5DMP options, that you can use to control the information contained in the dump. For more information on these functions, see [“Generating an LE/VSE Dump of a C Routine” on page 66](#).

PL/I routines can call PLIDUMP instead of CEE5DMP to produce a dump. PLIDUMP includes options that you can specify to obtain a variety of information in the dump. For a detailed explanation about PLIDUMP, see [“Generating an LE/VSE Dump of a PL/I Routine” on page 120](#).

Understanding an LE/VSE Dump

The LE/VSE dump service generates output of data and storage from the LE/VSE run-time environment on an enclave basis. [Figure 5 on page 30](#) illustrates a dump for enclave DRVHAND, and [“Sections of the LE/VSE Dump” on page 32](#) describes the information contained in the dump.

Note: This example assumes full use of the CEE5DMP dump options. Not all information appears in dumps generated by unhandled conditions. Ellipses are used to summarize some sections of the dump.

For easy reference, the sections of the dump are numbered to correspond with the description of each section that follows.

Figure 5. Example Dump Using CEE5DMP

```

CEE5DMP V1 R4.7: Sample LE/VSE dump 1                               11/27/10 11:45:54 AM                PAGE: 1
CEE5DMP CALLED BY PROGRAM UNIT HANDLER AT OFFSET +0000035C. 2
REGISTERS ON ENTRY TO CEE5DMP: 3
PM..... 0000
GPR0.... 0057476C  GPR1.... 00574788  GPR2.... 0051F7EC  GPR3.... 00578250
GPR4.... 00578150  GPR5.... 0054F018  GPR6.... 0054F608  GPR7.... 0054F540
GPR8.... 0054F614  GPR9.... 00578100  GPR10... 00500754  GPR11... 00500898
GPR12... 00519E48  GPR13... 00574620  GPR14... 80541EEE  GPR15... 83A01D68
FPR0.... 40404040  40404040  FPR2.... 40404040  40404040
FPR4.... 40404040  40404040  FPR6.... 40404040  40404040
GPREG STORAGE:
STORAGE AROUND GPR 0 (00000000)
+0000 00000000  INACCESSIBLE STORAGE.
+0020 00000020  INACCESSIBLE STORAGE.
+0040 00000040  INACCESSIBLE STORAGE.
STORAGE AROUND GPR 1 (00515608)
-0020 005155E8  0054F7D8  00020518  0054F528  C5000000  00000000  00000002  00000000  00000000  |...70.....5.E.....|
+0000 00515608  0054F540  0054F608  0054F614  005159FC  00000000  00000000  0054F604  0054F528  |...5..6...6..&.#169;...6...5|
+0020 00515628  0054F614  005159FC  00000001  010C0002  40254000  00000000  00000020  00000009  |..6..&.#169;.....|
:
STORAGE AROUND GPR15 (00500658)
-0020 00500638  58602008  50605134  D20F5138  3116D203  51483126  D20F5150  312A98EC  D00C07FE  |...&-&.#169;.K.169;...|
+0000 00500658  47F0F028  00C3C5C5  00000000  00000014  47F0F001  4ACEAC00  00500704  00000000  |.00..CEE.....00.....&.....|
+0020 00500678  00000000  00000000  90ECD00C  4110F038  98EFF04C  07FF0000  00500658  0050074C  |.....0.q.0<.....&.<|

INFORMATION FOR ENCLAVE DRVHAND 4
INFORMATION FOR THREAD 8000000000000000 5
REGISTERS ON ENTRY TO CEE5DMP:
PM..... 0000
GPR0.... 0057476C  GPR1.... 00574788  GPR2.... 0051F7EC  GPR3.... 00578250
GPR4.... 00578150  GPR5.... 0054F018  GPR6.... 0054F608  GPR7.... 0054F540
GPR8.... 0054F614  GPR9.... 00578100  GPR10... 00500754  GPR11... 00500898

```

```

GPR12.... 00519E48  GPR13.... 00574620  GPR14.... 80541EEE  GPR15.... 83A01D68
FPR0.... 40404040  40404040  FPR2.... 40404040  40404040
FPR4.... 40404040  40404040  FPR6.... 40404040  40404040
GPREG STORAGE:
STORAGE AROUND GPR 0 (0057476C)
-0020 0057474C 00000000 005780C8 00578100 00000000 0054F608 0054F614 0054F540 005159FC |.....H..a.....6...5 #.169|
+0000 0057476C 00000000 005008C8 005008C8 C0000000 00000000 00000000 00000000 00578100 |...&.H.&H.....a.|
+0020 0057478C 00578150 80578250 00000000 00574620 005780C8 00578100 00000000 00574000 |..a&.b&.....H..a.....|
STORAGE AROUND GPR 1 (00574788)
-0020 00574768 005159FC 00000000 005008C8 005008C8 C0000000 00000000 00000000 00000000 |.&-#169;.....&H.&H.....|
+0000 00574788 00578100 80578150 80578250 00000000 00574620 005780C8 00578100 00000000 |.a...a&.b&.....H..a.....|
+0020 005747A8 00574000 000002D8 FB000000 FFFFFFFF 0000003C C3C5C5C4 E4D4D740 FFFFFFFF |.....Q.....CEEDUMP.....|
STORAGE AROUND GPR15 (83A01D68)
-0020 03A01D48 00000014 03A01318 F2F0F0F1 F0F7F1F0 F1F2F2F6 F0F0F0F1 F0F4F0F2 00000778 |.....20010710122600010402....|
+0000 03A01D68 47F0F014 00C3C5C5 00000B48 00004C84 47F0F001 90ECD00C 18BF41A0 BFFF4190 |.00..CEE.....&.d.00.....|
+0020 03A01D88 AFFF4180 9FFF4170 8FFF4160 7FFF5800 7CDC5810 D04C1E01 5500C00C 47D0B048 |.....".....@.....<.....|
STORAGE AROUND GPR15 (83A01D68) (24-BIT)
-0020 00A01D48 00000000 00000000 00000000 00000000 00000000 00000000 00000000 00000000 |.....|
+0000 00A01D68 - +00003F 00A01DA7 SAME AS ABOVE

```

```

TRACEBACK: 6
DSA ADDR PROGRAM UNIT PU ADDR PU OFFSET ENTRY E ADDR E OFFSET STATEMENT STATUS
00574620 HANDLER 00500658 +0000035C HANDLER 00500658 +0000035C CALL
0054F018 CEEHSP 03A58D38 +000017A0 CEEHSP 03A58D38 +000017A0 CALL
00574038 DRVHAND 00500078 +00000350 DRVHAND 00500078 +00000350 EXCEPTION

```

```

CONDITION INFORMATION FOR ACTIVE ROUTINES 7
CONDITION INFORMATION FOR DRVHAND (DSA ADDRESS 00574038)
CIB ADDRESS: 0054F528
CURRENT CONDITION:
CEE3209S THE SYSTEM DETECTED A FIXED-POINT DIVIDE EXCEPTION.
LOCATION:
PROGRAM UNIT: DRVHAND ENTRY: DRVHAND STATEMENT: OFFSET: +00000350
MACHINE STATE:
ILC.... 0004 INTERRUPTION CODE.... 0009
PSW.... 071D2000 805003CC
PM..... 0000
GPR0.... 00574178 GPR1.... 00574198 GPR2.... 00000000 GPR3.... 00000001
GPR4.... 005000B0 GPR5.... 00572188 GPR6.... 0051F1AC GPR7.... 00000000
GPR8.... 0051FA70 GPR9.... 00578070 GPR10.... 00500178 GPR11.... 005002C4
GPR12.... 0050016C GPR13.... 00574038 GPR14.... 80500386 GPR15.... 00000000
STORAGE DUMP NEAR CONDITION, BEGINNING AT LOCATION: 005003B8
+000000 005003B8 A014D203 9010A010 58209010 8E200020 5D209008 50309018 5820D05C 58F0202C |..K.....)...&.....*0...|

```

```

PARAMETERS, REGISTERS, AND VARIABLES FOR ACTIVE ROUTINES: 8
HANDLER (DSA ADDRESS 00574620):
SAVED REGISTERS:
GPR0.... 0057476C GPR1.... 00574788 GPR2.... 0051F7EC GPR3.... 00578250
GPR4.... 00578150 GPR5.... 0054F018 GPR6.... 0054F608 GPR7.... 0054F540
GPR8.... 0054F614 GPR9.... 00578100 GPR10.... 00500754 GPR11.... 00500898
GPR12.... 00519E48 GPR13.... 00574620 GPR14.... 80541EEE GPR15.... 83A01D68

```

```

LOCAL VARIABLES:
CONTROL BLOCKS FOR ACTIVE ROUTINES: 9
DSA FOR HANDLER: 00574620
+000000 FLAGS.... 0010 member... 8001 BKC..... 0054F018 FWC..... 00552018 R14..... 80541EEE
+000010 R15..... 83A01D68 R0..... 0057476C R1..... 00574788 R2..... 0051F7EC R3..... 00578250
+000024 R4..... 00578150 R5..... 0054F018 R6..... 0054F608 R7..... 0054F540 R8..... 0054F614
+000038 R9..... 00578100 R10.... 00500754 R11.... 00500898 R12.... 00519E48 reserved. F3E3C7E3
+00004C NAB..... 00552018 PNAB.... 03000000 reserved. 41030220 00572188 0051F7EC 00574798
+000064 reserved. 00000000 reserved. 00000151 MODE.... 805009B6 reserved. 00000000 005780B8
+000078 reserved. 00000000 reserved. 00000000

```

```

STORAGE FOR ACTIVE ROUTINES: 10
HANDLER:
CONTROL BLOCKS ASSOCIATED WITH THE THREAD: 11
CAA: 00519E48
+000000 00519E48 00000800 00000000 00552000 00572000 00000000 00000000 00000000 00000000 |.....|
+000020 00519E68 00000000 00000000 00000000 00000000 00000000 00000000 00000000 00000000 |.....|
+000040 00519E88 - +00005F 00519EA7 SAME AS ABOVE
+000060 00519EA8 00000000 00000000 00000000 00000000 80204A90 00000000 00000000 00000000 |.....|
+000080 00519EC8 00000000 00000000 00000000 00000000 00000000 00000000 00000000 00000000 |.....|
+0000A0 00519EE8 - +00011F 00519F67 SAME AS ABOVE
+000120 00519F68 00513EF8 00000000 00000000 00000000 00000000 00000000 00000000 00000000 |.&.#169;.8.....|
+000140 00519F88 00000000 00000000 00000000 00000000 00000000 00000000 00000000 00000000 |.....|

```

```

DUMMY DSA: 0051A608
+000000 FLAGS.... 0000 member... 0000 BKC..... 00438000 FWC..... 00000000 R14..... 00572488
+000010 R15..... 00500078 R0..... 00000000 R1..... 001F9160 R2..... 00000000 R3..... 00000000
+000024 R4..... 00000000 R5..... 00000000 R6..... 00000000 R7..... 00000000 R8..... 00000000
+000038 R9..... 00000000 R10.... 00000000 R11.... 00000000 R12.... 00519E48 reserved. 00000000
+00004C NAB..... 00552018 PNAB.... 00552018 reserved. 00000000 00000000 00000000 00000000
+000064 reserved. 00000000 reserved. 00000000 MODE.... 00000000 reserved. 00000000 00000000
+000078 reserved. 00000000 reserved. 00000000

```

```

ENCLAVE CONTROL BLOCKS: 12
EDB: 00519060
+000000 00519060 C3C5C5C5 C4C24040 C0000001 00519D08 005195F8 00000000 00000000 00000000 |CEEEDB .....&.#169....&.#169.n8|
+000020 00519080 00519480 005194E0 00541038 00518D40 00000000 00000000 001F9160 00008000 |.&.#169.m.169.m.....|
+000040 005190A0 00000000 00000000 00438000 00000000 00000000 00000000 00519120 005190B8 |.....169.169|
+000060 005190C0 00000000 00000000 00000000 00000000 00000000 00000000 03A892F8 00519E48 |.....yk8.169|
+000080 005190E0 70000000 00000000 00000000 00000000 00000001 00000000 00000000 00000000 |.....|
MEML: 00519D08
+000000 00519D08 00000000 00000000 03A41338 00000000 00000000 00000000 03A41338 00000000 |.....u.....u.....|
+000020 00519D28 - +00003F 00519D47 SAME AS ABOVE
+000040 00519D48 00000000 00000000 03A41338 00000000 00000000 00572188 8051A800 00000000 |.....u.....h.169y...|
+000060 00519D68 00000000 00000000 03A41338 00000000 00000000 00000000 03A41338 00000000 |.....u.....u.....|
+000080 00519D88 - +00011F 00519E27 SAME AS ABOVE

```

```

ENCLAVE STORAGE: 13
Initial (User) Heap
+000000 00578000 C8C1D5C3 00519480 00519480 00000000 00578000 00578258 00008000 00007DA8 |HANC.&.169m..169m.....b.'y|
+000020 00578000 00578000 00000090 00000088 00000000 00000000 00000000 00000000 00000000 |.....h.....|
LE Anywhere Heap
+000000 00574000 C8C1D5C3 005194B0 005194B0 005194B0 00574000 00575530 00004000 00002AD0 |HANC.&.169m..169m..169m.....|

```

```

+000020 00574020 00574000 00000198 00000190 00000000 005741C0 005723F8 00108001 0051A608 |.. . . .q.....8....169.|
:
LE Below Heap
+000000 00572000 C8C1D5C3 005194E0 005194E0 005194E0 80572000 00572758 00002000 000018A8 |HANC.&169m..169m.....y|
+000020 00572020 00572000 00000040 C8E7E2E3 001FEFF0 001FE2E8 0051E800 00000000 00000000 |.....HXST...0..SY.169Y.....|
:
PROCESS CONTROL BLOCKS: 14
PCB: 00518D40
+000000 00518D40 C3C5C5D7 C3C24040 04030290 00000000 00000000 00000000 00518F38 03A8A6B0 |CEEPCB .....169...yw.|
+000020 00518D60 03A86838 03A89690 03A891C8 005089C8 00518118 00000000 00000000 00519060 |.y...yo..yJH.iH..a.....169...|
+000040 00518D80 03A894E8 00000000 00000000 00000000 00000000 00000000 00000000 00000000 |.ymY.....|
MEML: 00518F38
+000000 00518F38 00000000 00000000 03A41338 00000000 00000000 00000000 03A41338 00000000 |.....u.....u.....|
+000020 00518F58 - +00003F 00518F77 SAME AS ABOVE
+000040 00518F78 00000000 00000000 03A41338 00000000 00000000 00000000 0051FA70 8051A800 00000000 |.....u.....169...16y..|
+000060 00518F98 00000000 00000000 03A41338 00000000 00000000 00000000 03A41338 00000000 |.....u.....u.....|
+000080 00518FB8 - +00011F 00519057 SAME AS ABOVE
:

```

Sections of the LE/VSE Dump

The sections of the dump listed here appear independently of the LE/VSE-conforming languages used. Each conforming language adds language-specific storage and file information to the dump.

For a detailed explanation of language-specific dump output:

- For C routines, see [“Finding C Information in an LE/VSE Dump”](#) on page 72.
- For COBOL routines, see [“Finding COBOL Information in a Dump”](#) on page 94.
- For PL/I routines, see [“Finding PL/I Information in a Dump”](#) on page 121.

1 Page Heading

The page heading section appears on the top of each page of the dump and contains:

- CEE5DMP identifier
- Title

Note: For dumps generated as a result of an unhandled condition, the title is `CONDITION PROCESSING RESULTED IN THE UNHANDLED CONDITION`.

- Product abbreviation of LE/VSE
- Version number
- Release number
- Date
- Time
- Page number

2 Caller Program Unit and Offset

This information identifies the routine name and offset in the calling routine of the call to the dump service.

3 Registers on Entry to CEE5DMP

This section of the dump shows data at the time of the call to the dump service.

- Program mask

The *program mask* contains the bits for the fixed-point overflow mask, decimal overflow mask, exponent underflow mask, and significance mask.

- General purpose registers (GPRs) 0–15

On entry to CEE5DMP, the GPRs contain:

GPR 0

Working register

GPR 1

Pointer to the argument list

GPR 2–11

Working registers

GPR 12

Address of CAA

GPR 13

Pointer to caller’s stack frame

GPR 14

Address of next instruction to run if ALL31(ON) is specified

GPR 15

Entry point of CEE5DMP

- Floating point registers (FPRs) 0, 2, 4, 6

4 Enclave Identifier

This statement names the enclave for which information in the dump is provided. If multiple enclaves exist, the dump service generates data and storage information for the most current enclave, followed by previous enclaves in a last-in-first-out (LIFO) order. For more information about dumps for multiple enclaves, see [“Multiple Enclave Dumps” on page 45](#).

5 Information for thread

This section shows the system identifier for the thread. (Note that LE/VSE Version 1 Release 4 supports only a single thread in an enclave.)

6 Traceback

For all active routines, the traceback section shows:

- Stack frame address
- Program unit

The primary entry point of the external procedure. For COBOL routines, this is the routine unit name. For C and PL/I routines, this is the compile unit name. For LE/VSE-conforming assemblers, this is the *EPNAME* = value on the CEEPPA macro.

- Program unit address

The starting address of the program unit.

- Program unit offset

The offset of the last instruction to run in the routine. If the offset is a negative number, zero, or a very large positive number, the routine associated with the offset probably did not allocate a *save area*. Adding the program unit address to the offset gives you the location of the current instruction in the routine. This offset is from the starting address of the routine.

- Entry

For COBOL and PL/I routines, this is the entry point name. For C routines, this is the function name.

- Entry point address
- Entry point offset
- Statement number

The statement number of the last statement to run in the routine. The statement number appears only if your routine was compiled with the options required to generate statement numbers.

- Status

Routine status can be call, exception, or running.

7 Condition Information for Active Routines

This section displays the following information for all conditions currently active on the call chain:

- Statement showing failing routine and stack frame address of routine

- Condition information block (CIB) address
- Current condition, in the form of an LE/VSE message for the condition raised or an LE/VSE abend code, if the condition was caused by an abend.
- Location. For the failing routine, this is the program unit, entry routine, statement number, and offset.
- Machine state, which shows:
 - Instruction length counter
 - Interruption code
 - Program status word (PSW)
 - Contents of GPRs 0–15

Note:

1. These values are the current values at the time the condition was raised.
2. This area of the dump also displays the storage area near to the point where the condition occurred.

8 Parameters, Registers, and Variables for Active Routines

For each active routine, this section shows:

- Routine name and stack frame address
- Parameters

For C, parameters are shown here rather than with the local variables. For COBOL, parameters are shown as part of local variables. For PL/I, parameters are not displayed in the LE/VSE dump.

- Saved registers

This lists the contents of GPRs 0–15 at the time the routine transferred control.

- Local variables

This section displays the local variables and arguments for the routine. This section also shows the variable type. Variables are displayed only if the symbol tables are available. To generate a symbol table and display variables, use the following compile-time options:

- For C, use TEST(ALL,SYM).
- For COBOL, use TEST(ALL,SYM).
- For PL/I, arguments and variables are not displayed.

9 Control Blocks for Active Routines

For each active routine controlled by the STACKFRAME option, this section lists contents of related control blocks. The LE/VSE-conforming language determines which language-specific control blocks appear. The possible control blocks are:

- Stack frame
- Condition information block
- Language-specific control blocks

10 Storage for Active Routines

This displays local storage for each active routine. The storage is dumped in hexadecimal, with EBCDIC translations on the right side of the page. There can be other information, depending on the language used. For C routines, this is the stack frame storage. For COBOL routines, this is language-specific information and WORKING-STORAGE.

11 Control Blocks Associated with the Thread

This section lists the contents of the LE/VSE *common anchor area (CAA)* and dummy stack frame.

Note: Other language-specific control blocks can appear in this section.

12 Enclave Control Blocks

This section lists the contents of the LE/VSE enclave data block (EDB), enclave member list (MEML), and the language control blocks for the enclave level.

Note: Other language-specific control blocks can appear in this section.

13 Enclave Storage

This section shows the LE/VSE heap storage. For C and PL/I routines, heap storage is the dynamically allocated storage. For COBOL routines, it is the *run unit* storage.

14 Process Control Blocks

This section lists the contents for the LE/VSE process control block (PCB), process member list (MEML), and the language control blocks for the process level.

Debugging with Tracebacks, Condition Information, and Data Values

The CEE5DMP call with dump options TRACEBACK, CONDITION, and VARIABLES generates run-time output that contains a traceback, information about any conditions, and a list of arguments, registers, and variables. This output contains the information needed to debug most basic routine errors.

The traceback, condition, and variable information provided in the LE/VSE dump can help you determine the location and context of the error without any additional information.

The condition information section displays:

- a message describing the condition.
- the address of the condition information block.
- the possible bad branch originator details (if an appropriate interrupt occurs due to a branch instruction).

If available in the hardware, LE/VSE will use the BEAR ("breaking event address register") for bad branch information. If there is no BEAR support available, LE/VSE will attempt to calculate the bad branch details using the available DSA information.

The arguments, variables, and registers section shows the values of your arrays, structures, arguments, and data during the sequence of calls in your application. Thus, you can check the values passed to each routine. Static data values do not appear. Single quotes indicate character fields.

These sections of the dump are shown in [Figure 5 on page 30](#).

Debugging with the Stack Frame

You might find it helpful to check the contents of the stack frame. The stack frame for each active routine is listed in the full dump. Stack frames are also called *dynamic storage areas (DSA)*.

A stack frame chain is associated with each thread in the run-time environment. A stack frame is acquired every time a separately compiled procedure or block is entered. A stack frame is also allocated for each call to an LE/VSE service. All stack frames are back-chained with a stopping stack frame (also called a dummy DSA) as the first stack frame on the stack. Register 13 addresses the recently active stack frame or a standard *register save area (RSA)*. The standard save area back chain must be initialized, and it holds the address of the previous save area. Not all LE/VSE-conforming compilers set the forward chain; thus, it cannot be guaranteed in all instances. Calling routines establish the member-defined fields.

When a routine makes a call, registers 0–15 contain the following values:

- R0 is used by COBOL *static call*.
- R1 is a pointer to parameter list or 0 if no parameter list passed.
- R2–R11 is unreferenced by LE/VSE. Caller's values are passed transparently.
- R12 is the pointer to the CAA if entry to an external routine.
- R13 is the pointer to caller's stack frame.
- R14 is the return address.

- R15 is the address of the called entry point.

With an optimization level other than 0, C routines save only the registers used during the running of the current routine. Non-LE/VSE RSAs can be in the save area chain. The length of the save area and the saved register contents do not always conform to LE/VSE conventions. For a detailed description of LE/VSE storage management, see *LE/VSE Programming Guide*. [Figure 6 on page 36](#) shows the format of the stack frame.

hex	(dec)	Flags	Member-defined
00	(00)		
04	(04)	CEEDSABWC - Standard Save Area Back Chain	
08	(08)	CEEDSAFWC - Standard Save Area Forward Chain	
0C	(12)	CEEDSARn - GPRs (n=14, 15, 0-12)	
48	(72)	Member-defined	
4C	(76)	CEEDSANAB - Current <i>Next Available Byte (NAB)</i> in Stack	
50	(80)	CEEDSAPNAB - End of Prolog NAB	
54	(84)	Member-defined	
58	(88)	Member-defined	
5C	(92)	Member-defined	
60	(96)	Member-defined	
64	(100)	CEEDSARENT - Program reentry address - IPAT	
68	(104)	Member-defined	
6C	(108)	CEEDSAMODE - Return Address of the Module That Caused the Last Mode Switch	
70	(112)	Member-defined	
74	(116)	Member-defined	
78	(120)	CEEDSARMR - Address of language-specific exception handler	
7C	(124)	Reserved for Future Use	

Figure 6. Stack Frame

Debugging with the Common Anchor Area

Each thread is represented by a common anchor area (CAA), which is the central communication area for LE/VSE. All thread- and enclave-related resources are anchored, provided for, or can be obtained through the CAA. The CAA is generated during thread initialization and deleted during thread termination. When calling LE/VSE-conforming routines, register 12 points to the address of the CAA.

Use CAA fields as described. Do not modify fields and do not use routine addresses as entry points, except as specified. Fields marked 'Reserved' exist for migration of specific languages, or internal use by LE/VSE. LE/VSE defines their location in the CAA, but not their use. Do not use or reference them except as specified by the language that defines them.

[Figure 7 on page 37](#) and [Figure 8 on page 38](#) show the format of the LE/VSE CAA.

hex	(dec)				
-00018	(-24)	CEECAAEYE	CLB'CEECA		
-0000C	(-12)	Reserved			
000000	(00)	CEECAAFLAG0	Reserved	CEECAALANGP	Reserved
000004	(04)	Reserved			
000008	(08)	CEECAAB05	- Start of Current Storage Segment		
00000C	(12)	CEECAAE05	- End of Current Storage Segment		
000010	(16)	Reserved - 10 thru 11F			
000120	(288)	CEECAATTN	- Reserved		
000124	(292)	Reserved - 124 through 1A7			
0001A8	(424)	CEECAHOOKS	- Execute Hooks - 18 4-Byte Hooks		
0001F0	(496)	Reserved - 1F0 through 2AB			
0002AC	(684)	CEECAASYSTM	CEECAHRDWR	CEECAASBSYS	CEECAAFLAG2
0002B0	(688)	CEECAALEVEL CAA Level ID	Reserved		
0002B4	(692)	CEECAAGETLS	- Addr OF CEL Library Stack Mgr		
0002B8	(696)	CEECAACELV	- Addr of CEL LIBVEC		
0002BC	(700)	CEECAAGETS	- Addr of CEL Get Stack Stg Rtn		
0002C0	(704)	CEECAALB05	- Start of Library Stack Stg Seg		
0002C4	(708)	CEECAALE05	- End of Library Stack Stg Seg		
0002C8	(712)	CEECAALNAB	- Next Available Byte of Lib Stg		
0002CC	(716)	CEECAADMC	- Addr of Shunt Routine		
0002D0	(720)	CEECAABC0DE	- Reserved		
0002D4	(724)	CEECAARSNC0DE	- Reserved		
0002D8	(728)	CEECAAERR	- Addr of the Current Condition Information Block		
0002DC	(732)	CEECAAGETSX	- Addr of CEL Stack Stg Extender		
0002E0	(736)	CEECAAD0SA	- Addr of the Dummy DSA		
0002E4	(740)	CEECAASECTSIZ	- Reserved		
0002E8	(744)	CEECAAPARTSUM	- Reserved		
0002EC	(748)	CEECAASSEXPNT	- Reserved		
0002F0	(752)	CEECAAEDB	- Addr of the EDB		
0002F4	(756)	CEECAAPCB	- Addr of the PCB		
0002F8	(760)	CEECAAEYEPTR	- Addr of CAA Eyecatcher		
0002FC	(764)	CEECAAPTR	- Addr of this CAA		

Figure 7. Common Anchor Area (Part 1)

hex	(dec)	
000300	(768)	CEECAAGETS1 - Stack Overflow for Non-DSA Save Area
000304	(772)	CEECAASHAB - Addr of abend shunt routine
000308	(776)	CEECAAPRGCK - Program Interrupt Code for CEECAADMC
00030C	(780)	CEECAAFLAG1 Reserved
000310	(784)	CEECAALRC - Thread Level Return Code
000314	(788)	CEECAARSRV1 - Reserved
000324	(804)	CEECAAPICICB - Reserved
000328	(808)	CEECAARSRV2 - Reserved
00032C	(812)	CEECAAGOSMR - Reserved Reserved

Figure 8. Common Anchor Area (Part 2)

Table 24 on page 38 lists the fields of the CAA and explanations.

Table 24. Fields of CAA

CAA Field	Explanation								
CEECAAFLAG0	<p>CAA flag bits. The bits are defined as follows:</p> <table border="1"> <thead> <tr> <th>Bit</th> <th>Description</th> </tr> </thead> <tbody> <tr> <td>0 - 5</td> <td>Reserved.</td> </tr> <tr> <td>6</td> <td>CEECAAXHDL. A flag used by the condition handler. If the flag is set to 1, the application requires immediate return/percolation to the system on any interrupt or condition handler event.</td> </tr> <tr> <td>7</td> <td>Reserved.</td> </tr> </tbody> </table>	Bit	Description	0 - 5	Reserved.	6	CEECAAXHDL. A flag used by the condition handler. If the flag is set to 1, the application requires immediate return/percolation to the system on any interrupt or condition handler event.	7	Reserved.
Bit	Description								
0 - 5	Reserved.								
6	CEECAAXHDL. A flag used by the condition handler. If the flag is set to 1, the application requires immediate return/percolation to the system on any interrupt or condition handler event.								
7	Reserved.								
CEECAALANGP	<p>PL/I language compatibility flags external to LE/VSE. The bits are defined as follows:</p> <table border="1"> <thead> <tr> <th>Bit</th> <th>Description</th> </tr> </thead> <tbody> <tr> <td>0 - 3</td> <td>Reserved.</td> </tr> <tr> <td>4</td> <td>CEECAATHFN. A flag set by PL/I to indicate a PL/I FINISH ON-unit is active. If the flag is set to 1, no PL/I FINISH ON-unit is active. If the flag is set to 0, a PL/I FINISH ON-unit could be active.</td> </tr> <tr> <td>5 - 7</td> <td>Reserved.</td> </tr> </tbody> </table>	Bit	Description	0 - 3	Reserved.	4	CEECAATHFN. A flag set by PL/I to indicate a PL/I FINISH ON-unit is active. If the flag is set to 1, no PL/I FINISH ON-unit is active. If the flag is set to 0, a PL/I FINISH ON-unit could be active.	5 - 7	Reserved.
Bit	Description								
0 - 3	Reserved.								
4	CEECAATHFN. A flag set by PL/I to indicate a PL/I FINISH ON-unit is active. If the flag is set to 1, no PL/I FINISH ON-unit is active. If the flag is set to 0, a PL/I FINISH ON-unit could be active.								
5 - 7	Reserved.								
CEECAABOS	<p>Start of the current storage segment.</p> <p>This field is initially set during thread initialization. It indicates the start of the current stack storage segment. It is altered when the current stack storage segment is changed.</p>								

Table 24. Fields of CAA (continued)

CAA Field	Explanation
CEECAA EOS	End of the current storage segment. This field is initially set during thread initialization. It indicates the end of the current stack storage segment. It is altered when the current stack storage segment is changed.
CEECAA ATTN	Reserved.
CEECAA HOOKS	Hook area. This is the start of 18 fullword execute hooks. LE/VSE initializes each fullword to X'07000000'. The hooks can be altered to support various debugging hook mechanisms.
CEECAA SYSTM	<p>The value indicates the operating system supporting the active environment.</p> <p>Value</p> <p>Operating System</p> <p>0 Undefined. This value should not appear after LE/VSE is initialized.</p> <p>1 Unsupported.</p> <p>2 Unsupported.</p> <p>3 Unsupported.</p> <p>4 Unsupported</p> <p>5 VSE</p>
CEECAA HRDWR	<p>This value indicates the type of hardware on which the routine is running.</p> <p>Value</p> <p>Hardware</p> <p>0 Undefined. This value should not appear after LE/VSE is initialized.</p> <p>1 Unsupported.</p> <p>2 System/370, non-XA.</p> <p>3 System/370, XA.</p> <p>4 System/370, ESA.</p>

Table 24. Fields of CAA (continued)

CAA Field	Explanation
CEECAASBSYS	<p>This value indicates the subsystem (if any) on which the routine is running.</p> <p>Value</p> <p>Subsystem</p> <p>0 Undefined. This value should not occur after LE/VSE is initialized.</p> <p>1 Unsupported.</p> <p>2 The routine is not running under an LE/VSE-recognized subsystem.</p> <p>3 Unsupported.</p> <p>4 Unsupported.</p> <p>5 CICS.</p>
CEECAAF2	<p>Bit</p> <p>Description</p> <p>0 Bimodal addressing is available.</p>
CEECAALEVEL	LE/VSE level identifier. This contains a unique value that identifies each release of LE/VSE. This number is incremented for each new release of LE/VSE. Its value is 2 for LE/VSE Version 1 Release 4.
CEECAAGETLS	Address of stack overflow for library routines.
CEECAACELV	Address of the LE/VSE library vector. This field is used to locate dynamically loaded LE/VSE routines.
CEECAAGETS	Address of the LE/VSE prolog stack overflow routine. The address of the LE/VSE get stack storage routine is included in prolog code for fast reference.
CEECAALBOS	Start of the library stack storage segment. This field is initially set during thread initialization. It indicates the start of the library stack storage segment. It is altered when the library stack storage segment is changed.
CEECAALEOS	End of the library stack storage segment. This field is initially set during thread initialization. It indicates the end of the library stack storage segment. It is altered when the library stack storage segment is changed.
CEECAALNAB	Next available library stack storage byte. This contains the address of the next available byte of storage on the library stack. It is modified when library stack storage is obtained or released.
CEECAADMC	LE/VSE shunt routine address. Its value is initially set to 0 during thread initialization. If it is nonzero, this is the address of a routine used in specialized exception processing.
CEECAABCODE	Reserved

Table 24. Fields of CAA (continued)

CAA Field	Explanation
CEECAARSNCODE	Reserved
CEECAAERR	Address of the current condition information block. After completion of initialization, this always points to a condition information block. During exception processing, the current condition information block contains information about the current exception being processed. Otherwise, it indicates no exception being processed.
CEECAAGETSEX	Address of the user stack extender routine. This routine is called to extend the current stack frame in the user stack. Its address is in the CEECAA for performance reasons.
CEECAADDSA	Address of the LE/VSE dummy DSA. This address determines whether a stack frame is the dummy DSA, also known as the zeroth DSA.
CEECAASECTSIZ	Reserved.
CEECAAPARTSUM	Reserved.
CEECAASSEXPNT	Reserved.
CEECAAEDB	Address of the LE/VSE EDB. This field points to the encompassing EDB.
CEECAAPCB	Address of the LE/VSE PCB. This field points to the encompassing PCB.
CEECAAIEPTR	Address of the CAA eye catcher. The CAA eye catcher is CEECAA. This field can be used for validation of the CAA.
CEECAAPTR	Address of the CAA. This field points to the CAA itself and can be used in validation of the CAA.
CEECAAGETS1	Non-DSA stack overflow. This field is the address of a stack overflow routine, which cannot guarantee that the current register 13 is pointing at a stack frame. Register 13 must point, at a minimum, to a save area.
CEECAASHAB	LE/VSE abend shunt routine address. Its value is initially set to 0 during thread initialization. If it is nonzero, this is the address of a routine used in specialized abend processing.
CEECAAPRGCK	Routine interrupt code for CEECAADMC. If CEECAADMC is nonzero, and a routine interrupt occurs, this field is set to the routine interrupt code and control is passed to the address in CEECAADMC.
CEECAAFLAG1	CAA flag bits. The bits are defined as follows: Bit Description 0 CEECAASORT. A call to the sort program is active. 1 - 7 Reserved.
CEECAAURC	Thread level return code. This is the common place for members to set the return codes for subroutine-to-subroutine return code processing.

Table 24. Fields of CAA (continued)

CAA Field	Explanation
CEECAARSRV1	Reserved.
CEECAAPICICB	Reserved.
CEECAARSRV2	Reserved.
CEECAAGOSMR	Reserved.

Debugging with the Condition Information Block

The LE/VSE condition manager creates a *condition information block (CIB)* for each condition encountered in the LE/VSE environment. The CIB holds data required by the condition handling facilities and pointers to locations of other data. The address of the current CIB is located in the CAA.

LE/VSE provides members that map the CIB to language-specific structures:

- `_ceecib` structure in `leawi.h` (for C)
- `CEEIGZCI.C` (for COBOL)
- `CEEIBMCI.P` (for PL/I)
- `CEECIB.A` (for Assembler)

If LE/VSE has been installed in the default sublibrary, you can find these members in the PRD2.SCEEBASE sublibrary.

Figure 9 on page 42 and Figure 10 on page 43 show the condition information block.

hex	(dec)	
00	(00)	Condition Information Block Eye Catcher
04	(04)	Previous Condition Information Block
08	(08)	Most Recent Condition Information Block
0C	(12)	Size of CIB Version of CIB
10	(16)	Platform Identifier - 5 = LE/VSE
18	(24)	Current LE/VSE Condition
24	(36)	Address of Machine State at Time of Interrupt
28	(40)	Previous LE/VSE Condition
37	(55)	Condition Flags
38	(56)	Handle Cursor
44	(68)	Resume Cursor
80	(176)	Status Flag 5
81	(177)	Status Flag 6
82	(178)	Status Flag 7
84	(180)	Abend Code Word

Figure 9. Condition Information Block (Part 1 of 2)

Note: For an explanation of Status Flag 5, see [Table 26 on page 43](#). For an explanation of Status Flag 6, see [Table 27 on page 44](#). For an explanation of Status Flag 7, see [Table 28 on page 44](#).

BB	(184)	Abend Reason Word
C4	(196)	First LE/VSE-Conforming Prolog
CB	(200)	Save Area of First LE/VSE-Conforming Prolog
CC	(204)	Address of Save Area at Time of EVENT
D4	(212)	Internal Token for CICS Routine
DB	(216)	Address of Feedback Token for Signaled Conditions
DC	(220)	Member Function Code (see Table 23 on page 45)
E0	(224)	Token Provided by CEBHDR or SF Address
E4	(228)	Identification Code at Time of Interrupt
EC	(236)	Return of Action Code from Condition Handler
F4	(244)	Name of Abnormal Termination Exit in Control
FC	(252)	Address of STXIT Save Area Associated with Condition

Figure 10. Condition Information Block (Part 2 of 2)

Note: For an explanation of Member Function Code, see [Table 29 on page 44](#).

[Table 25 on page 43](#) shows the flags for Condition Flag 4.

Table 25. Condition Flag 4

Value	Description
2	The resume cursor has been moved.
4	Message service has processed the condition.
8	The resume cursor has been moved explicitly.

[Table 26 on page 43](#) shows the flags for Status Flag 5, LE/VSE events.

Table 26. Status Flag 5, LE/VSE Events

Value	Description
2	Caused by a signaled condition
4	Caused by a promoted condition
8	Caused by a condition management raised TIU
64	Caused by a program check
128	Caused by an abend

[Table 27 on page 44](#) shows the flags for Status Flag 6, LE/VSE actions.

Table 27. Status Flag 6, LE/VSE Actions

Value	Description
2	Doing stack frame zero scan
4	H-cursor pointing to owning SF
8	Enable only pass (no condition pass)
16	MRC type 1
32	Resume allowed
64	Math service condition
128	Abend reason code valid

Table 28 on page 44 shows the flags for Status Flag 7, LE/VSE named conditions

Table 28. Status Flag 7, LE/VSE Named Conditions

Value	Description
64	STXIT save area associated with condition
128	Storage condition

Table 29 on page 44 shows the language-specific function codes for the CIB.

Table 29. Language-Specific Function Codes

Value	Description
X'1'	For condition procedure
X'2'	For enablement
X'3'	For stack frame zero conditions

Using the Machine State Information Block

The LE/VSE machine state information block contains condition information pertaining to the hardware state at the time of the error. The address of the machine state information block is in the CIB at offset 36 (X'00000024'). Figure 11 on page 44 shows the machine state information block.

hex	(dec)	
00	(00)	Eye Catcher
04	(04)	Size of Area Level of Generation : 1
08	(08)	General Purpose Register 0 through 15
48	(72)	PSW at Time of Interrupt
50	(80)	Instruction Length Interrupt Code Code (in Bytes)
58	(88)	Floating Point Registers 0 through 6

Figure 11. Machine State Information Block

Using the STXIT Save Area

If Status Flag 7 indicates a STXIT save area is associated with the condition, offset 252 (X'000000FC') in the CIB contains the address of an extended-format STXIT save area. For a description of the save area, see [z/VSE System Macros Reference](#).

Multiple Enclave Dumps

If multiple enclaves are used, the dump service generates data and storage information from the most current enclave and moves up the chain of enclaves to the starting enclave. For example, if two enclaves are used, the dump service first generates output for the most current enclave. Then the service creates output for the previous enclave.

[Figure 12 on page 46](#) illustrates the information available in the LE/VSE dump and the order of information for multiple enclaves.

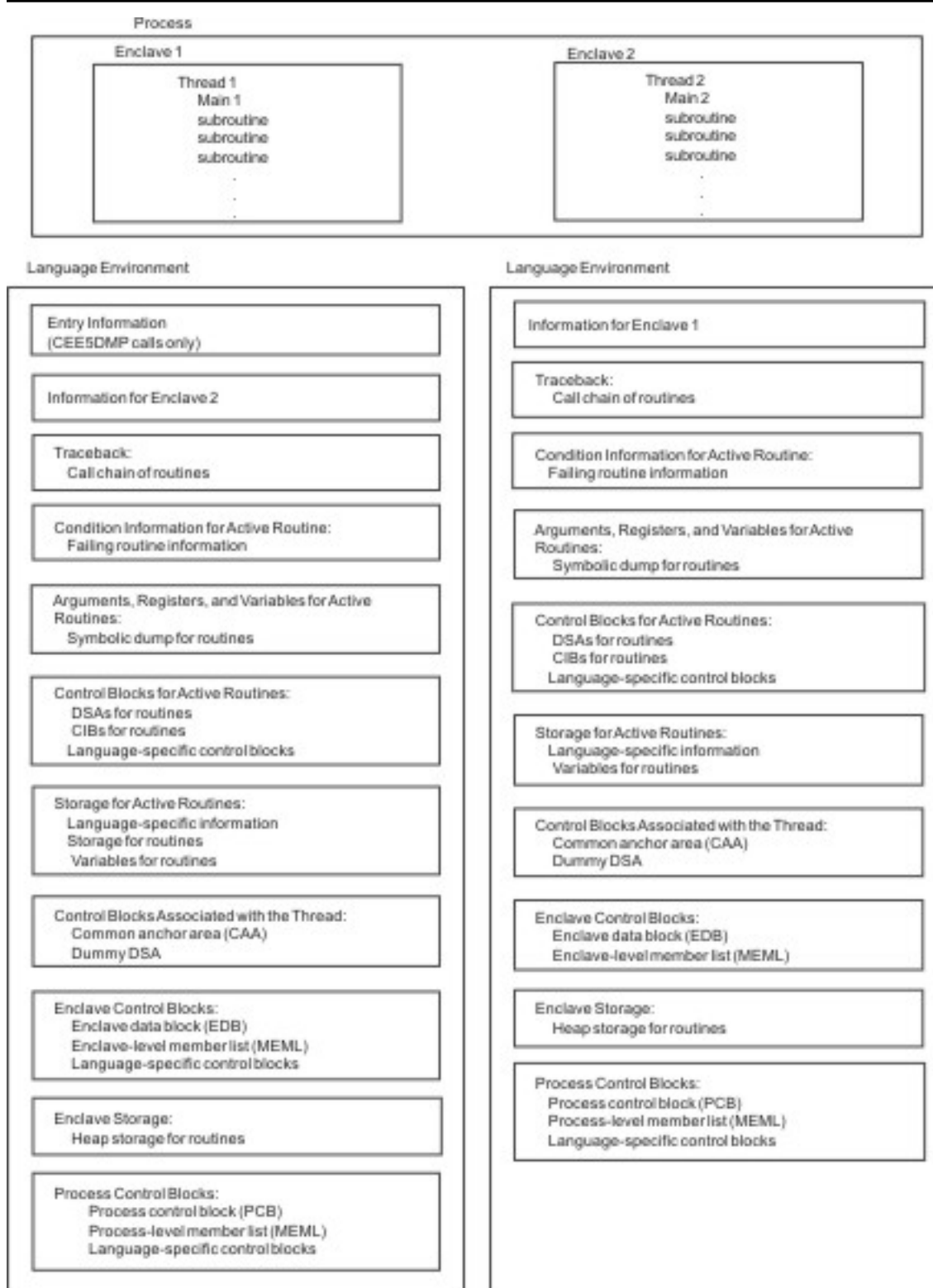


Figure 12. LE/VSE Dump of Multiple Enclaves

Generating a System Dump

A system dump contains storage information for the current system task or job step and serves as a map to the active routines. Refer to system or subsystem documentation for detailed system dump information.

When a program abends, a system dump is written (either to the dump sublibrary or SYSLST, depending on whether the VSE SYSDUMP or NOSYSDUMP option is specified) if the VSE DUMP or PARTDUMP option is specified, and if one of the following is true:

- One of the following LE/VSE options is used:

TRAP(OFF)

If you set the run-time option TRAP to OFF, LE/VSE does not handle program exceptions and abends. Instead, the operating system usually handles exceptions or abends and generates a system dump.

If you rerun your application with TRAP set to OFF and a new condition appears, the new condition might be one that LE/VSE condition handling normally corrects when TRAP is set to ON.

The recommended methods of generating a system dump are:

1. TRAP(ON,MAX),TERMTHDACT(UADUMP). This will generate a CEE5DMP formatted dump as well as a system dump.
2. TRAP(ON,MIN). Will only generate a system dump. Conditions that are to be handled normally will not terminate the environment or produce a system dump.

ABPERC(abcode)

The ABPERC run-time option enables you to specify one VSE cancel code, program-interruption code, or user abend code to be exempted from LE/VSE condition handling. When a program abends with the specified VSE cancel code, program-interruption code, or user abend code, LE/VSE uses operating system services to produce a system dump before terminating.

ABPERC is ignored under CICS.

- The assembler user exit has set the CEEAUE_ABND and CEEAUE_DUMP flags to ON. See [LE/VSE Programming Guide](#) for more information about assembler user exits.
- The abend is an LE/VSE-generated abend. When LE/VSE generates an abend, a system dump is produced regardless of the TRAP option that is specified.
- The VSE cancel code, program-interruption code, or user abend code is specified in the assembler user exit. When a program abends with a VSE cancel code, program-interruption code, or user abend code listed in the initialization assembler user exit (CEEBXITA), the LE/VSE condition handler uses operating system services to produce a system dump before terminating.
- The CEE5ABD callable service is used to cause an abend to be handled by the operating system.
- An unhandled condition of severity 2 or greater occurs, causing LE/VSE to invoke a batch abnormal termination exit that generates a system dump.

Note: The default batch abnormal termination exit, CEEBDATX, does not generate a system dump; it is a null module that immediately returns to the caller when invoked. For information on customizing the batch abnormal exit to generate a system dump, see [LE/VSE Customization Guide](#).

Requesting an LE/VSE Trace for Debugging

LE/VSE provides an in-storage, wrapping trace facility that can reconstruct the events leading to the point where a dump is taken. The events recorded by the trace facility are entry and exit library calls. LE/VSE produces a trace table in its dump report under any of the following conditions:

- The CEE5DMP callable service parameter BLOCKS is specified.
- The TRACE run-time option is set to NODUMP and the TERMTHDACT run-time option is set to DUMP.
- The TRACE run-time option is set to DUMP (the default).

For more information about the CEE5DMP callable service, the TERMTHDACT run-time option, or the TRACE run-time option, see [LE/VSE Programming Reference](#).

The TRACE run-time option activates LE/VSE run-time library tracing and controls the size of the trace buffer, the type of trace events to record, and it determines whether a dump containing only the trace table should be unconditionally taken when the application (enclave) terminates.

The contents of the dump depend on the values set in the TERMTHDACT run-time option. Under abnormal termination, the following dump contents are generated:

- TERMTHDACT(QUIET)—generates a dump containing the trace table only
- TERMTHDACT(MSG)—generates a dump containing the trace table only
- TERMTHDACT(TRACE)—generates a dump containing the trace table and the traceback
- TERMTHDACT(DUMP)—generates a dump containing thread/enclave/process storage and control blocks (the trace table is included as an enclave control block)
- TERMTHDACT(UADUMP)—generates a CEE5DMP, which is the same as TERMTHDACT(DUMP), as well as producing a complete VSE system dump.

Under normal termination, independent of the TERMTHDACT setting, LE/VSE generates a dump containing the trace table only.

Locating the Trace Dump

If your application calls CEE5DMP, the LE/VSE dump is written to the file specified in the FNAME parameter of CEE5DMP (the default is CEEDUMP).

Understanding the Trace Table Entry (TTE)

The LE/VSE trace table is established unconditionally at enclave initialization time if the TRACE sub-option LE= is set to 0.

Each trace table entry is a fixed-length record consisting of a fixed-format portion (containing such items as the timestamp, thread ID, and member ID) and a member-specific portion. The member-specific portion has a fixed length, of which some (or all) can be unused. For information about how participating products use the trace table entry, refer to the product-specific documentation. [Figure 13 on page 48](#) shows the trace table entry format.

Time of Day	Thread ID	Member ID and Flags	Member Entry Type	Mbr-specific info up to a maximum of 184 bytes
Char(8)	Char(8)	Char(4)	Char(4)	Char(184)

Figure 13. Trace Table Entry Format

Each field is defined below:

Time

The 64-bit value obtained from a store clock instruction (STCK).

Thread ID

The 8-byte thread ID of the thread that is adding the trace table entry.

Member ID and Flags

Contains 2 fields:

Field

Meaning

Member ID

The 1-byte member ID of the member making the trace table entry.

Flags

24 flags reserved for internal use.

Member Entry Type

A number that indicates the type of the member-specific trace information that follows the field.

Note: To uniquely identify the information contained in a specific TTE, you must consider Member ID as well as Member Entry Type.

Member Specific Information

Based on the member ID and the member entry type, this field contains the specific information for the entry, up to 104 bytes.

Sample Dump for the Trace Table Entry

The following is an example of a dump of the trace table when you specify the LE=1 suboption (the library call/return trace):

Figure 14. Trace Table in Dump Output

```

:
LANGUAGE ENVIRONMENT TRACE TABLE:
MOST RECENT TRACE ENTRY IS AT DISPLACEMENT: 000480

EBCDIC      DISPLACEMENT      TRACE ENTRY IN HEXADECIMAL      TRACE ENTRY IN
-----
+000000    TIME..... ACAAC0AB0FC0C801    THREAD ID..... 8000000000000000
+000010    MEMBER ID... 03    FLAGS..... 000000    ENTRY TYPE..... 00000001
+000018    F001183F 58F0C31C 184E05EF 00000000 47F0303A 90E7D00C 58E0D04C 4100E098 |
0....0C...+.....0...X.....<...q|
+000038    60606E4D F0F7F95D 40869697 85954D5D 40404040 40404040 40404040 40404040 |-->(079)
fopen()
+000058    40404040 40404040 40404040 40404040 40404040 40404040 40000000 00000000
|
+000078    00000000 00000000
|.....
+000080    TIME..... ACAAC0AB0FDD5601    THREAD ID..... 8000000000000000
+000090    MEMBER ID... 03    FLAGS..... 000000    ENTRY TYPE..... 00000002
+000098    4C60604D F0F7F95D 40D9F1F5 7EF0F1C3 C2F7F6F6 C340C5D9 D9D5D67E F0F0F0F0 |<--(079) R15=01CB766C
ERRNO=0000|
+0000B8    F0F0F0F0 00000000 00000000 00000000 00000000 00000000 00000000 00000000 |
0000.....|
+0000D8    00000000 00000000 00000000 00000000 00000000 00000000 00000000 00000000
|.....
+0000F8    00000000 00000000
|.....
+000100    TIME..... ACAAC0AB0FDE4301    THREAD ID..... 8000000000000000
+000110    MEMBER ID... 03    FLAGS..... 000000    ENTRY TYPE..... 00000001
+000118    F001183F 58F0C31C 184E05EF 00000000 47F0303A 90E7D00C 58E0D04C 4100E098 |
0....0C...+.....0...X.....<...q|
+000138    60606E4D F0F7F95D 40869697 85954D5D 40404040 40404040 40404040 40404040 |-->(079)
fopen()
+000158    40404040 40404040 40404040 40404040 40404040 40404040 40000000 00000000
|
+000178    00000000 00000000
|.....
+000180    TIME..... ACAAC0AB0FF1EF01    THREAD ID..... 8000000000000000
+000190    MEMBER ID... 03    FLAGS..... 000000    ENTRY TYPE..... 00000002
+000198    4C60604D F0F7F95D 40D9F1F5 7EF0F1C3 C2F7F9C2 C340C5D9 D9D5D67E F0F0F0F0 |<--(079) R15=01CB79BC
ERRNO=0000|
+0001B8    F0F0F0F0 00000000 00000000 00000000 00000000 00000000 00000000 00000000 |
0000.....|
+0001D8    00000000 00000000 00000000 00000000 00000000 00000000 00000000 00000000
|.....
+0001F8    00000000 00000000
|.....
+000200    TIME..... ACAAC0AB0FF28A01    THREAD ID..... 8000000000000000
+000210    MEMBER ID... 03    FLAGS..... 000000    ENTRY TYPE..... 00000001
+000218    F001183F 58F0C31C 184E05EF 00000000 47F0303A 90E7D00C 58E0D04C 4100E098 |
0....0C...+.....0...X.....<...q|
+000238    60606E4D F0F8F35D 40869799 8995A386 4D5D4040 40404040 40404040 40404040 |-->(083)
fprintf()
+000258    40404040 40404040 40404040 40404040 40404040 40404040 40000000 00000000
```

```

|           +000278      00000000 00000000
|.....
+000280      TIME..... ACAAC0AB0FFF0001      THREAD ID..... 8000000000000000
+000290      MEMBER ID... 03      FLAGS..... 000000      ENTRY TYPE..... 00000002
+000298      4C60604D F0F8F35D 40D9F1F5 7EF0F0F0 F0F0F0F2 F540C5D9 D9D5D67E F0F0F0F0 |<--(083) R15=00000025
ERRNO=0000|
+0002B8      F0F0F0F0 00000000 00000000 00000000 00000000 00000000 00000000 00000000 |
0000.....
+0002D8      00000000 00000000 00000000 00000000 00000000 00000000 00000000 00000000
|.....
+0002F8      00000000 00000000
|.....
+000300      TIME..... ACAAC0AB0FFF9101      THREAD ID..... 8000000000000000
+000310      MEMBER ID... 03      FLAGS..... 000000      ENTRY TYPE..... 00000001
+000318      F001183F 58F0C31C 184E05EF 00000000 47F0303A 90E7D00C 58E0D04C 4100E098 |
0....0C...+.....0...X.....<...q|
+000338      60606E4D F0F8F35D 40869799 8995A386 4D5D4040 40404040 40404040 40404040 |-->(083)
fprintf()
+000358      40404040 40404040 40404040 40404040 40404040 40404040 40000000 00000000
|
+000378      00000000 00000000
|.....
+000380      TIME..... ACAAC0AB10027701      THREAD ID..... 8000000000000000
+000390      MEMBER ID... 03      FLAGS..... 000000      ENTRY TYPE..... 00000002
+000398      4C60604D F0F8F35D 40D9F1F5 7EF0F0F0 F0F0F0F2 F640C5D9 D9D5D67E F0F0F0F0 |<--(083) R15=00000026
ERRNO=0000|
+0003B8      F0F0F0F0 00000000 00000000 00000000 00000000 00000000 00000000 00000000 |
0000.....
+0003D8      00000000 00000000 00000000 00000000 00000000 00000000 00000000 00000000
|.....
+0003F8      00000000 00000000
|.....
+000400      TIME..... ACAAC0AB10030101      THREAD ID..... 8000000000000000
+000410      MEMBER ID... 03      FLAGS..... 000000      ENTRY TYPE..... 00000001
+000418      F001183F 58F0C31C 184E05EF 00000000 47F0303A 90E7D00C 58E0D04C 4100E098 |
0....0C...+.....0...X.....<...q|
+000438      60606E4D F0F7F75D 40868393 96A2854D 5D404040 40404040 40404040 40404040 |-->(077)
fclose()
+000458      40404040 40404040 40404040 40404040 40404040 40404040 40000000 00000000
|
+000478      00000000 00000000
|.....
+000480      TIME..... ACAAC0AB10067801      THREAD ID..... 8000000000000000
+000490      MEMBER ID... 03      FLAGS..... 000000      ENTRY TYPE..... 00000002
+000498      4C60604D F0F7F75D 40D9F1F5 7EF0F0F0 F0F0F0F0 F040C5D9 D9D5D67E F0F0F0F0 |<--(077) R15=00000000
ERRNO=0000|
+0004B8      F0F0F0F0 00000000 00000000 00000000 00000000 00000000 00000000 00000000 |
0000.....
+0004D8      00000000 00000000 00000000 00000000 00000000 00000000 00000000 00000000
|.....
+0004F8      00000000 00000000
|.....
|.....
|.....
|.....

```

Diagnosing Storage Leak Problems

A *storage leak* occurs when a program does not return storage back to the heap, after it has finished using it. To determine if a storage leak exists, you should set the HEAPCHK run-time option to HEAPCHK(ON,n,n). A report will then be produced in the CEEDUMP output.

HEAPCHK identifies storage that is still allocated (that is, storage not freed) and lists such storage, together with a corresponding traceback, in the CEEDUMP output. For more information about setting the HEAPCHK run-time option, refer to the [LE/VSE Customization Guide](#).

[Figure 15 on page 51](#) provides an example of the CEEDUMP output that includes storage not freed, as well as the calls involved in allocating this storage.

```

1  HEAP STORAGE DIAGNOSTICS
   STG ADDR  ID      LENGTH  ENTRY      E ADDR  E OFFSET  LOAD MOD
   007EF820  007EB094  00000048  CEEV#GTS   005855A8 +00000000 CEEPLPKA
                                       CEEVGTST   0052D7E8 +00000072 CEEBINIT
                                       identify_cu 006029B8 +00602BD4 CEEEV003
                                       SetDumpVars 0060DC88 +0060DEB2 CEEEV003
                                       __zdump    006402B8 +00640552 CEEEV003
                                       @@ZDMPs    00644948 +000000EA CEEEV003
                                       CEEKDUMP   007C7378 +00002472 CEEKDS
                                       CEEHDSP    00562898 +000029FA CEEEV003
                                       main       005200F8 +000000DE CVSEPRG3
                                       @@MNINV    00649D3E +000000B4 CEEEV003
3  007EF868  007EB094  00000028  CEEV#GTS   005855A8 +00000000 CEEPLPKA
                                       CEEVGTST   0052D7E8 +00000072 CEEBINIT
                                       identify_cu 006029B8 +00602D34 CEEEV003
                                       SetDumpVars 0060DC88 +0060DEB2 CEEEV003
                                       __zdump    006402B8 +00640552 CEEEV003
                                       @@ZDMPs    00644948 +000000EA CEEEV003
                                       CEEKDUMP   007C7378 +00002472 CEEKDS
                                       CEEHDSP    00562898 +000029FA CEEEV003
                                       main       005200F8 +000000DE CVSEPRG3
                                       @@MNINV    00649D3E +000000B4
CEEEV003

```

Figure 15. Sections of the HEAPCHK Diagnostics Report Showing a Leak Problem

The numbers in [Figure 15](#) on page 51 refer to these parts of the CEEDUMP output:

- 1 Heap storage diagnostics report heading.
- 2 The name of the user application which has been executed. This is identifiable by the load module name (CVSEPRG3) and function name (main). This traceback shows that function main at offset +X' DE ' caused X' 28 ' bytes of storage to be acquired which was not released at program termination time. If the application terminated abnormally, this may be acceptable. However, if the application did not terminate abnormally, then this X' 28 ' bytes of storage was never “freed”.
- 3 This line of the traceback report shows the start address (STG ADDR) and length of the storage acquired.

Note: Some traceback reports may show the LE run-time with storage remaining. This is because the run-time requires more permanent storage areas that must be available for the entire duration of the application. In most cases these permanent areas will be freed, but only after the diagnostics report has been produced.

Part 2. Debugging Language-Specific Routines

This part of the publication provides specific information for debugging applications written in C, COBOL, and PL/I. It also discusses techniques for debugging under CICS.

Chapter 4. Debugging C Routines

This topic provides specific information to help you debug applications that contain one or more C routines. It includes the following topics:

- Debugging C I/O routines
- Using C compiler listings
- Generating an LE/VSE dump of a C routine
- Finding C information in an LE/VSE dump
- Debugging example of C routines

There are several debugging features that are unique to C routines. Before examining the C techniques to find errors, you might want to consider the following areas of potential problems:

- If you suspect that you are using uninitialized storage, you may want to use the STORAGE run-time option.
- If you are using the `fetch()` function, see [LE/VSE C Run-Time Programming Guide](#) to ensure that you are creating the fetchable phase correctly.
- Ensure that the entry point of the phase is CEESTART.
- You should avoid:
 - Incorrect casting
 - Referencing an *array* element with a subscript outside the declared bounds
 - Copying a string to a target with a shorter length than the source string
 - Declaring but not initializing a pointer variable, or using a pointer to allocated storage that has already been freed

If a routine exception is the problem and you need more information than the condition handler provided, run your routine with the TRAP(OFF) run-time option. Note, however, that using TRAP(OFF) can cause unpredictable results and should be used only in special debugging circumstances. For more information about the effects of running with TRAP(OFF), see [LE/VSE Programming Reference](#).

Debugging C Input/Output Programs

You can use C conventions such as `__amrc` and `perror()` when you debug I/O operations.

Using the `__amrc` and `__amrc2` Structures

`__amrc`, a structure defined in `stdio.h`, can help you determine the cause of errors resulting from an I/O operation, because it contains diagnostic information (for example, the return code from a failed VSAM operation).

There are two structures: `__amrc` and `__amrc2`, which are defined by types `__amrc_type` and `__amrc2_type`, respectively. The `__amrc2_type` structure contains secondary information that C can provide.

Because any I/O function calls, such as `printf()`, can change the value of `__amrc` or `__amrc2`, make sure you save the contents into temporary structures of `__amrc_type` and `__amrc2_type` respectively, before dumping them.

[Figure 16 on page 56](#) shows the `__amrc` structure as it appears in `stdio.h`. [Figure 17 on page 56](#) shows the `__amrc2` structure as it appears in `stdio.h`. A description of information contained in both structures follows.

```

typedef struct __amrc_type {
    union {
        long int __error;
    }
    struct {
        unsigned short __syscode,
        __rc;
    } __abend;
    struct {
        unsigned char __fdbk_fill,
        __rc,
        __ftncd,
        __fdbk;
    } __feedback;
    struct {
        unsigned short __svc99_info,
        __svc99_error;
    } __alloc;
} __code;
unsigned long __RBA;
unsigned int __last_op;
struct {
    unsigned long __len_fill;
    unsigned long __len;
    char __str[120];
    unsigned long __parmr0;
    unsigned long __parmr1;
    unsigned long __fill2[2];
    char __str2[64];
} __msg;
} __amrc_type;

```

Figure 16. __amrc Structure

```

struct {
    long int __error2;
    FILE *__fileptr;
    long int __reserved[6];
}

```

Figure 17. __amrc2 Structure

1 __code

The error or warning value from an I/O operation is in either `__error`, `__abend`, `__feedback`, or `__alloc`. You must look at `__last_op` to determine how to interpret the `__code` union.

2 __error

`__error` contains the return code from the system macro or utility. Refer to [Table 30 on page 57](#) for further information.

3 __abend

This structure contains the abend code when `errno` is set to indicate a recoverable I/O abend. `__syscode` is the system cancel code and `__rc` is set to zero. The macros `__abendcode()` and `__rsncode()` may be set to the abend code and reason code of a command when invoked with `system()`.

4 __feedback

This structure is used for VSAM only. The `__rc` field stores the VSAM register 15 and the `__fdbk` field stores the VSAM error code or reason code. See also the `__RBA` field, below.

5 __alloc

This structure contains no valid information under VSE.

6 __RBA

This is the relative byte address (RBA) value returned by VSAM after an ESDS or KSDS record is written out. For a RRDS, it is the calculated value from the record number. It may be used in subsequent calls to `flocate()`.

7 __last_op

This field contains a value that indicates the last I/O operation being performed by C at the time the error occurred. These values are shown in [Table 30 on page 57](#).

8 __msg

This structure may contain an error message from read or write operations, but is not always filled.

This structure is used by the SIGIOERR handler.

9 __error2

This field is not used under VSE.

10 __fileptr

This field is used by the signal SIGIOERR to pass back a FILE pointer that can then be passed to `fldata()` to get the name of the file causing the error.

__last_op Values

The `__last_op` field is the most important of the `__amrc` fields. It defines the last I/O operation C was performing at the time of the I/O error. You should note that the structure is neither cleared nor set by non-I/O operations, so querying this field outside of a SIGIOERR handler should only be done immediately after I/O operations. [Table 30 on page 57](#) lists `__last_op` values you may receive and where to look for further information.

Table 30. __last_op Codes and Diagnosis Information

Code	Further Information
<code>__IO_INIT</code>	Will never be seen by SIGIOERR exit value given at initialization.
<code>__BSAM_OPEN</code>	Sets <code>__error</code> with return code from VSE OPEN macro.
<code>__BSAM_CLOSE</code>	Sets <code>__error</code> with return code from VSE CLOSE macro.
<code>__BSAM_READ</code>	No return code (either <code>__abend (errno == 92)</code> or <code>__msg (errno == 66)</code> filled in).
<code>__BSAM_NOTE</code>	NOTE returned 0 unexpectedly, no return code.
<code>__BSAM_POINT</code>	This will not appear as an error lastop.
<code>__BSAM_WRITE</code>	No return code (either <code>__abend (errno == 92)</code> or <code>__msg (errno == 65)</code> filled in).
<code>__BSAM_CLOSE_T</code>	Not supported under VSE, but retained for compatibility.
<code>__BSAM_BLDL</code>	Not supported under VSE, but retained for compatibility.
<code>__BSAM_STOW</code>	Not supported under VSE, but retained for compatibility.
<code>__TGET_READ</code>	Not supported under VSE, but retained for compatibility.
<code>__TPUT_WRITE</code>	Not supported under VSE, but retained for compatibility.
<code>__IO_DEVTTYPE</code>	Sets <code>__error</code> with return code from VSE EXTRACT macro.
<code>__IO_TRKCALC</code>	Sets <code>__error</code> with return code from VSE GETVCE macro.
<code>__IO_OBTAIN</code>	Not supported under VSE, but retained for compatibility.
<code>__IO_LOCATE</code>	Not supported under VSE, but retained for compatibility.
<code>__IO_CATALOG</code>	Not supported under VSE, but retained for compatibility.

Table 30. `__last_op` Codes and Diagnosis Information (continued)

Code	Further Information
<code>__IO_UNCATALOG</code>	Not supported under VSE, but retained for compatibility.
<code>__IO_RENAME</code>	Not supported under VSE, but retained for compatibility.
<code>__C_TRUNCATE</code>	Set when C truncates output data. Usually this is data written to a text file with no newline such that the record fills up to capacity and subsequent characters cannot be written. For a record I/O file this refers to an <code>fwrite</code> writing more data than the record can hold. Truncation is always rightmost data. There is no return code.
<code>__C_FCBCHECK</code>	Set when C FCB is corrupted. This is due to a pointer corruption somewhere. File cannot be used after this.
<code>__C_DBCS_TRUNCATE</code>	This occurs when writing DBCS data to a text file and there is no room left in a physical record for anymore double byte characters. A new-line is not acceptable at this point. Truncation will continue to occur until an SI is written or the file position is moved. Cannot happen if <code>MB_CUR_MAX</code> is 1.
<code>__C_DBCS_SO_TRUNCATE</code>	This occurs when there is not enough room in a record to start any DBCS string or else when a redundant SO is written to the file before an SI. Cannot happen if <code>MB_CUR_MAX</code> is 1.
<code>__C_DBCS_SI_TRUNCATE</code>	This occurs only when there was not enough room to start a DBCS string and data was written anyways, with an SI to end it. Cannot happen if <code>MB_CUR_MAX</code> is 1.
<code>__C_DBCS_UNEVEN</code>	This occurs when an SI is written before the last double byte character is completed, thereby forcing C to fill in the last byte of the DBCS string with a padding byte <code>X'FE'</code> . Cannot happen if <code>MB_CUR_MAX</code> is 1.
<code>__C_CANNOT_EXTEND</code>	This occurs when an attempt is made to extend a file that allows writing, but cannot be extended. Typically this is a member of a VSE Librarian sublibrary being opened for update.
<code>__VSAM_OPEN_FAIL</code>	Set when a low level VSAM OPEN fails, sets <code>__rc</code> and <code>__fdbk</code> fields in the <code>__amrc</code> struct.
<code>__VSAM_OPEN_ESDS</code>	Does not indicate an error; set when the low level VSAM OPEN succeeds, and the file type is ESDS.
<code>__VSAM_OPEN_RRDS</code>	Does not indicate an error; set when the low level VSAM OPEN succeeds, and the file type is ESDS.
<code>__VSAM_OPEN_KSDS</code>	Does not indicate an error; set when the low level VSAM OPEN succeeds, and the file type is ESDS.
<code>__VSAM_OPEN_ESDS_PATH</code>	Does not indicate an error; set when the low level VSAM OPEN succeeds, and the file type is ESDS.
<code>__VSAM_OPEN_KSDS_PATH</code>	Does not indicate an error; set when the low level VSAM OPEN succeeds, and the file type is ESDS.
<code>__VSAM_MODCB</code>	Set when a low level VSAM MODCB macro fails, sets <code>__rc</code> and <code>__fdbk</code> fields in the <code>__amrc</code> struct.
<code>__VSAM_TESTCB</code>	Set when a low level VSAM TESTCB macro fails, sets <code>__rc</code> and <code>__fdbk</code> fields in the <code>__amrc</code> struct.

Table 30. `__last_op` Codes and Diagnosis Information (continued)

Code	Further Information
<code>__VSAM_SHOWCB</code>	Set when a low level VSAM SHOWCB macro fails, sets <code>__rc</code> and <code>__fdbk</code> fields in the <code>__amrc</code> struct.
<code>__VSAM_GENCB</code>	Set when a low level VSAM GENCB macro fails, sets <code>__rc</code> and <code>__fdbk</code> fields in the <code>__amrc</code> struct.
<code>__VSAM_GET</code>	Set when the last op was a low level VSAM GET; if the GET fails, sets <code>__rc</code> and <code>__fdbk</code> in the <code>__amrc</code> struct.
<code>__VSAM_PUT</code>	Set when the last op was a low level VSAM PUT; if the PUT fails, sets <code>__rc</code> and <code>__fdbk</code> in the <code>__amrc</code> struct.
<code>__VSAM_POINT</code>	Set when the last op was a low level VSAM POINT; if the POINT fails, sets <code>__rc</code> and <code>__fdbk</code> in the <code>__amrc</code> struct.
<code>__VSAM_ERASE</code>	Set when the last op was a low level VSAM ERASE; if the ERASE fails, sets <code>__rc</code> and <code>__fdbk</code> in the <code>__amrc</code> struct.
<code>__VSAM_ENDREQ</code>	Set when the last op was a low level VSAM ENDREQ; if the ENDREQ fails, sets <code>__rc</code> and <code>__fdbk</code> in the <code>__amrc</code> struct.
<code>__VSAM_CLOSE</code>	Set when the last op was a low level VSAM CLOSE; if the CLOSE fails, sets <code>__rc</code> and <code>__fdbk</code> in the <code>__amrc</code> struct.
<code>__QSAM_GET</code>	<code>__error</code> is not set (if abend (<code>errno == 92</code>), <code>__abend</code> is set, otherwise if read error (<code>errno == 66</code>), look at <code>__msg</code> .
<code>__QSAM_PUT</code>	<code>__error</code> is not set (if abend (<code>errno == 92</code>), <code>__abend</code> is set, otherwise if write error (<code>errno == 65</code>), look at <code>__msg</code> .
<code>__QSAM_TRUNC</code>	This is an intermediate operation. You will only see this if an I/O abend occurred.
<code>__QSAM_CLOSE</code>	Sets <code>__error</code> to result of VSE CLOSE macro.
<code>__QSAM_OPEN</code>	Sets <code>__error</code> to result of VSE OPEN macro.
<code>__CICS_WRITEQ_TD</code>	Sets <code>__error</code> with error code from EXEC CICS WRITEQ TD.

Displaying an Error Message with the `perror()` Function

To find a failing routine, check the return code of all function calls. After you have found the failing routine, use the `perror()` function after the routine to display the error message. `perror()` displays the string that you pass to it and an error message corresponding to the value of `errno`. `perror()` writes to the standard error stream (`stderr`). [Figure 18 on page 59](#) shows an example of a routine using `perror()`.

```
#include <stdio.h>
int main(void)

    FILE *fp;

    fp = fopen("myfile.dat", "w");
    if (fp == NULL)
        perror("fopen error");
```

Figure 18. Example Routine Using `perror()`

Using C Compiler Listings

The following sections discuss C compiler-generated listings, and explain how to use these listings to locate information, such as variable values and the timestamp, in the dump.

Generating C Listings and Maps

C listings and maps show the compile, prelink, and link-edit steps that provide many pieces of information necessary for performing problem analysis tasks.

When you are debugging, you can use one or more of the following:

- Pseudo-assembler listing
- Storage offset listing
- Structure map
- Prelinker map
- Inline report
- Linkage editor module map
- Source listing

This section gives an overview of each of these listings and specifies the compile-time option you use to obtain the listing. For a detailed description of available listings, see [LE/VSE C Run-Time Programming Guide](#).

Table 31. Contents of Listing and Associated Compile-Time Options

Name	Compile-Time Option	Function
Pseudo-assembler listing	LIST	Generates a pseudo-assembler listing, which shows the source listing for the current routine
Storage Offset Listing	XREF	Produces a storage offset listing, which includes in the source listing a cross reference table of names used in the routine and the line numbers on which they were declared or referenced.
Structure Map	AGGREGATE	Causes a structure map to be included in the source listing. The structure map shows the layout of variables for the type <code>struct</code> or <code>union</code> .
Inline Report	INLINE(,REPORT,...)	Generates an inline report that summarizes all functions inlined and a provides a detailed call structure of all the functions.
Prelinker Map	MAP (prelink option)	Creates the prelinker map when invoking the Prelinker. (This is the default.) Prelinker maps can be used to determine the location of static and external C variables compiled with the RENT option.
Linkage Editor Module Map	MAP (link-time option)	Creates the linkage editor map when invoking C. (This is the default.) Linkage editor maps can expose incorrect linkage; for example, if CEESTART was not the entry point or a fetch phase was created incorrectly.
Source Listing	SOURCE	Generates the source listing, which contains the original source input statements and any compile-time diagnostic messages issued for the source.

Finding Variables

You can determine the value of a variable in the routine at the point of interrupt by using the compiled code listing as a guide to its address, then finding this address in the LE/VSE dump. The method you use depends on the storage class of variable.

This method is generally used when no symbolic variables have been dumped (symbolic variables can be dumped by using the TEST compile-time option).

It is possible for the routine to be interrupted before the value of the variable is placed in the location provided for it. This can explain unexpected values in the dump.

Finding Automatic Variables

To find automatic variables in the LE/VSE dump, use the following steps:

1. Identify the start of the stack frame. When a dump is produced, each stack frame is dumped. The stack frames can be cross-referenced to the function name in the traceback.
2. Add the offset of the variable (which is given in decimal) in the storage offset listing, shown in [Figure 19 on page 61](#), to the stack frame address.

aa1	85-0:85	Class = automatic,	Offset = 164(r13),	Length = 40
-----	---------	--------------------	---------------------------	-------------

Figure 19. Example of a Storage Offset Listing in Compiled Code

In the example, variable aa1 can be found in the dump by first determining the value of the base register (in this case, GPR13) in the Saved Registers section for the function you are interested in. Add this base address to the offset of the variable. The contents of the variable can then be read in the DSA Frame section corresponding to the function the variable is contained in.

Finding the Writable Static Area

If you have C code compiled with the RENT option (hereafter called RENT code):

- You must determine the base address of the writable static area (WSA) if you want to calculate the address of a static or external variable.
- The WSA for application code is in the WSA field of the CAA (see [“C Fields of the CAA” on page 73](#) for an explanation of WSA).
- The WSA for a fetched phase is in the WSA field of the Fetch Information section for the fetch function pointer you are interested in.

Finding the Static Storage Area

If you have C code compiled with the NORENT option (hereafter called NORENT code):

- You must determine the base address of the static storage area if you want to calculate the address of a static variable. A CSECT is generated for the static storage area for each source file. In order to determine the origin and length of the CSECT from the prelinker map, you must name the static storage area CSECT by using the `pragma csect` directive.
- External variables are stored in a corresponding CSECT with the same name. The origin and length of the external variable CSECT can be determined from the prelinker map.

Address calculation for static and external variables uses the static storage area as a base address with 1 or more offsets added to this address.

The storage associated with these CSECTs is not dumped when an exception occurs. This is dumped when you call `cdump()`, which invokes the VSE SDUMP macro. SDUMP output is written to either SYSLST

or the dump sublibrary. See “Generating an LE/VSE Dump of a C Routine” on page 66 for information about `cdump()`, `SDUMP`, and `CEE5DMP`.

Finding RENT Static Variables

1. Find the address of the WSA (see “Finding the Writable Static Area” on page 61). For this example, the address of writable static is `X'02D66E40'`.
2. Find the offset of `@STATIC` (associated with the file where the static variable is located) in the Writable Static Map section of the prelinker map, shown in Figure 20 on page 62. In this example, the offset is `X'00000058'`. Add this offset to the WSA to get the base address of static variables. The result is `X'02D66E98'` (`X'02D66E40' + X'00000058'`).

```

=====
|                                     Writable Static Map                                     |
=====
OFFSET    LENGTH  FILE ID  INPUT NAME
-----
0         1      00001   DFHC0011
4         1      00001   DFHC0010
8         2      00001   DFHDUMMY
C         2      00001   DFHB0025
10        2      00001   DFHB0024
14        2      00001   DFHB0023
18        2      00001   DFHB0022
1C        2      00001   DFHB0021
20        2      00001   DFHB0020
24        2      00001   DFHEIB0
28        4      00001   DFHEIPTR
2C        4      00001   DFHCP011
30        4      00001   DFHCP010
34        4      00001   DFHBP025
38        4      00001   DFHBP024
3C        4      00001   DFHBP023
40        4      00001   DFHBP022
44        4      00001   DFHBP021
48        4      00001   DFHBP020
4C        4      00001   DFHEICB
50        4      00001   DFHEID0
54        4      00001   DFHLDVER
58      278    00001   @STATIC
720      30      00002   @STATIC

```

Figure 20. Writable Static Map Produced by Prelinker

3. Find the offset of the static variable in the partial storage offset compiler listing shown in Figure 21 on page 62. In this example, the offset of the static variable `sa0` is `96` (`X'00000060'`).

```

sa0          66-0:66      Class = static,   Location = WSA @STATIC + 96,   Length = 4

```

Figure 21. Partial Storage Offset Listing

4. Add this offset to the base address of static variables, calculated above. In this example, the sum is `X'02D66EF8'` (`X'02D66E98' + X'00000060'`). This is the address of the value of the static variable `sa0` in the LE/VSE dump.

Figure 22 on page 63 shows the path to locate RENT C static variables by adding the address of writable static, the offset of `@STATIC`, and the variable offset.

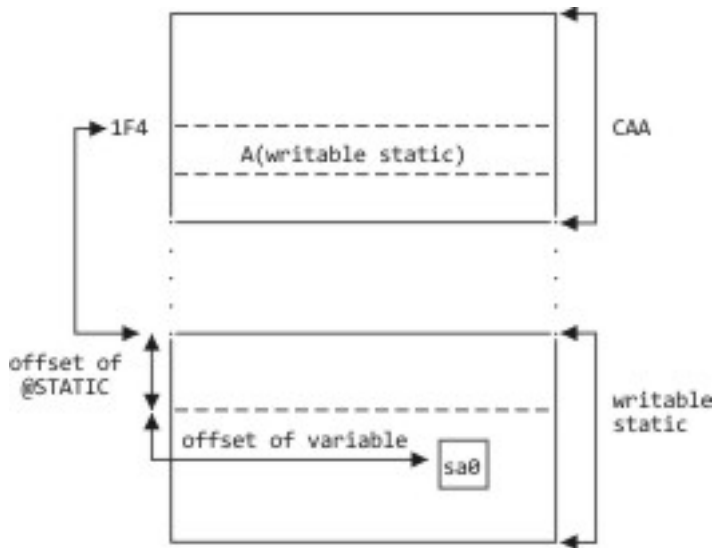


Figure 22. Location of RENT Static Variable in Storage

Finding External RENT Variables

Locating external variables in the LE/VSE dump requires several steps:

1. Find the address of the WSA (see “Finding the Writable Static Area” on page 61). In this example, the address of writable static is X'02D66E40'.
2. Find the offset of the external variable in the Prelinker Writable Static Map, shown in Figure 23 on page 63. In this example, the offset for DFHEIPTR is X'00000028'.

```

=====
|                                     Writable Static Map                                     |
=====

```

OFFSET	LENGTH	FILE ID	INPUT NAME
0	1	00001	DFHC0011
4	1	00001	DFHC0010
8	2	00001	DFHDUMMY
C	2	00001	DFHB0025
10	2	00001	DFHB0024
14	2	00001	DFHB0023
18	2	00001	DFHB0022
1C	2	00001	DFHB0021
20	2	00001	DFHB0020
24	2	00001	DFHEIB0
28	4	00001	DFHEIPTR
2C	4	00001	DFHCP011
30	4	00001	DFHCP010
34	4	00001	DFHBP025
38	4	00001	DFHBP024
3C	4	00001	DFHBP023
40	4	00001	DFHBP022
44	4	00001	DFHBP021
48	4	00001	DFHBP020
4C	4	00001	DFHEICB
50	4	00001	DFHEID0
54	4	00001	DFHLDVER
58	420	00001	@STATIC

Figure 23. Writable Static Map Produced by Prelinker

3. Add the offset of the external variable to the address of writable static. The result is X'02D66E68', (X'02D66E40' + X'00000028'). This is the address of the value of the external variable in the LE/VSE dump.

Finding NORENT Static Variables

1. Find the name and address of the static storage area (see “Finding the Static Storage Area” on page 61). For this example, the static storage area is called **STATSTOR** and has an address of X'02D66E40'.
2. Find the offset of the static variable in the partial storage offset compiler listing shown in Figure 24 on page 64. The offset is 96 (X'00000060').

sa0	66-0:66	Class = static,	Location = STATSTOR +96,	Length = 4
-----	---------	-----------------	--------------------------	------------

Figure 24. Partial Storage Offset Listing

3. Add this offset to the base address of static variables, calculated above. The sum is X'02D66EA0' (X'02D66E40' + X'00000060'). This is the address of the value of the static variable in the LE/VSE dump.

Figure 25 on page 64 shows how to locate NORENT C static variables by adding the Static Storage Area CSECT address to the variable offset.

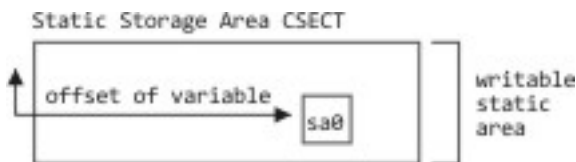


Figure 25. Location of NORENT Static Variable in Storage

Finding External NORENT Variables

1. Find the address of the external variable CSECT (see “Finding the Static Storage Area” on page 61). In this example, the address is X'02D66E40'. This is the address of the value of the external variable in the LE/VSE dump.

Finding the C Parameter List

A pointer to the parameter list is passed to the called function in register 1. This is the address of the start of the parameter list. Figure 26 on page 64 shows the example code for the parameter variable.

```
func0()
:
: func1(a1, a2);
:

func1(int ppx, int pp0)
:
```

Figure 26. Example Code for Parameter Variable

Parameters *ppx* and *pp0* correspond to copies of *a1* and *a2* in the stack frame belonging to *func0*.

To locate a parameter in the LE/VSE dump:

1. Find the register and offset in the partial storage offset listing shown in [Figure 27 on page 65](#). In this example the offset is 4 (X'0000004') from register 1.

pp0	62-0:62	Class = parameter,	Location = 4(r1),	Length = 4
-----	---------	--------------------	--------------------------	------------

Figure 27. Partial Storage Offset Listing

2. Determine the value of GPR1 in the Saved Registers section for the function that called the function you are interested in. Add this base address to the offset of the parameter. The contents of the variable can then be read in the DSA frame section corresponding to the function the parameter was passed from.

Finding Members of Aggregates

You can define aggregates in any of the storage classes or pass them as parameters to a called function. The first step is to find the start of the aggregate. You can compute the start of the aggregate as described in previous sections, depending on the type of aggregate used.

The aggregate map provided for each declaration in a routine can further assist in finding the offset of a specific variable within a aggregate. Structure maps are generated using the AGGREGATE compile-time option. [Figure 28 on page 65](#) shows an example of a static aggregate.

```
static struct {
    short int ss01;
    char      ss02[56];
    int       sz0[6];
    int       ss03;
} ss0;
```

Figure 28. Example Code for Structure Variable

[Figure 29 on page 65](#) shows an example structure map.

```
=====
| Aggregate map for:  ss0
=====
|   Offset          |   Length          | Member Name
|   Bytes(Bits)    |   Bytes(Bits)    |
|-----|-----|-----|
|     0             |         2         | ss01
|     2             |        56         | ss02[56]
|    58             |         2         | ***PADDING***
|    60             |        24         | sz0[6]
|    84             |         4         | ss03
|-----|-----|-----|
=====
```

Figure 29. Example of Structure Map

Assume the structure has been compiled as RENT. To find the value of variable `sz0[0]`:

1. Find the address of the writable static. For this example the address of writable static is X'02D66E40'.
2. Find the offset of @STATIC in the Writable Static Map. In this example, the offset is X'00000058'. Add this offset to the address of writable static. The result is X'02D66E98' (X'02D66E40' + X'00000058'). [Figure 30 on page 66](#) shows the Writable Static Map produced by the prelinker.

Writable Static Map			
OFFSET	LENGTH	FILE ID	INPUT NAME
0	1	00001	DFHC0011
4	1	00001	DFHC0010
8	2	00001	DFHDUMMY
C	2	00001	DFHB0025
10	2	00001	DFHB0024
14	2	00001	DFHB0023
18	2	00001	DFHB0022
1C	2	00001	DFHB0021
20	2	00001	DFHB0020
24	2	00001	DFHEIB0
28	4	00001	DFHEIPTR
2C	4	00001	DFHCP011
30	4	00001	DFHCP010
34	4	00001	DFHBP025
38	4	00001	DFHBP024
3C	4	00001	DFHBP023
40	4	00001	DFHBP022
44	4	00001	DFHBP021
48	4	00001	DFHBP020
4C	4	00001	DFHEICB
50	4	00001	DFHEID0
54	4	00001	DFHLDVER
58	320	00001	@STATIC

Figure 30. Writable Static Map Produced by Prelinker

- Find the offset of the static variable in the storage offset listing. The offset is 96 (X'00000060').

Figure 31 on page 66 shows a partial storage offset listing.

ss0	66-0:66	Class = static,	Location = GPR13(96),	Length = 4
-----	---------	-----------------	-----------------------	------------

Figure 31. Partial Storage Offset Listing

Add this offset to the result from step 2. The result is X'02D66EF8' (X'02D66E98' + X'00000060'). This is the address of the value of the static variable in the dump.

- Find the offset of sz0 in the Aggregate Map, shown in Figure 29 on page 65. The offset is 60.

Add the offset from the Aggregate Map to the address of the ss0 struct. The result is X'00000060', (X'0000003C' + X'00000060'). This is the address of the values of sz0 in the dump.

Finding the Timestamp

The timestamp can be located in the compile unit block. The address for the compile unit block is located at eight bytes past the function entry point. The compile unit block is the same for all functions in the same compilation. The fourth word of the compile unit block points to the timestamp. The timestamp is 16 bytes long and has the following format:

```
YYYYMMDDHHMMSSSS
```

Generating an LE/VSE Dump of a C Routine

You can use either the CEE5DMP callable service or the `ctrace()`, `csnap()`, and `cdump()` C functions to generate an LE/VSE dump of C routines. These C functions call CEE5DMP with specific options.

To use these functions, you must add `#include <ctest.h>` to your C code.

The output, which is written to filename CEEDUMP (if present) or SYSLST (otherwise), is identified by the *dumptitle* string parameter you pass with the C function.

For more detail about the syntax of these functions, see [LE/VSE C Run-Time Library Reference](#).

For more detail about CEE5DMP, see [“Generating a Dump with CEE5DMP” on page 27](#).

cdump()

The `cdump()` function produces a main storage dump with the activation stack.

`cdump()` is equivalent to calling CEE5DMP with the option string:

```
TRACEBACK BLOCKS VARIABLES FILES STORAGE STACKFRAME(ALL) CONDITION ENTRY
```

Usage Notes:

1. If a routine calls `cdump()` more than once, use the `cdump(dumptitle)` parameter to help identify the beginning of each dump.
2. Output from `cdump()` is directed to the filename CEEDUMP (if defined) or SYSLST (otherwise).
3. When you call `cdump()`, the C library issues a VSE SDUMP macro to obtain a snap dump of virtual storage. The first invocation of `cdump()` results in a snap dump identifier of 0. For each successive invocation, the identifier is increased by one to a maximum of 255, after which it is reset to 0.
4. Support for SDUMP dumps using `cdump()` is provided only in the batch environment. SDUMP dumps are not produced in a CICS environment.
5. If the SDUMP does not succeed, the CEE5DMP DUMP file displays the message:

```
Snap was unsuccessful
```

6. If the SDUMP is successful, CEE5DMP displays the message:

```
Snap was successful; snap ID = nnn
```

where *nnn* corresponds to the snap dump identifier described above. The identifier is incremented only if SDUMP is successful.

ctrace()

The `ctrace()` function produces a traceback and includes the offset addresses from which the calls were made.

`ctrace()` is equivalent to calling CEE5DMP with the option string:

```
TRACEBACK NOFILES NOBLOCKS NOVARIABLES NOSTORAGE STACKFRAME(ALL) NOCONDITION  
NOENTRY
```

csnap()

The `csnap()` function produces a condensed storage dump.

`csnap()` function is equivalent to calling CEE5DMP with the option string:

```
TRACEBACK FILES BLOCKS VARIABLES NOSTORAGE STACKFRAME(ALL) CONDITION ENTRY
```

Sample C Routine that Calls `cdump()`

Figure 32 on page 68 shows a sample C routine. This fetches the routine in Figure 33 on page 69, which calls the `cdump()` function to generate a dump. To run this sample, you must have:

- included this JCL statement:

```
// DLBL TMP0001, 'MYFILE.DATA' , , VSAM, CAT=VSESPUC
```

- created a VSAM SAM ESDS file that has a fixed block record format (RECSIZE 80, BLKSIZE 80).

“Sample LE/VSE Dump with C-Specific Information” on page 69 shows the dump output.

Figure 32. Example C Routine Using `cdump()` to Generate a Dump

```
#include <stdio.h>
#include <signal.h>
#include <stdlib.h>

void hsigfpe(int);
void hsigterm(int);
void atf1(void);
typedef int (*FuncPtr_T)(void);

int st1 = 99;
int st2 = 255;
int xcount = 0;

int main(void) {
    /*
     * 1) Open multiple files
     * 2) Register 2 signals
     * 3) Register 1 atexit function
     * 4) Fetch and execute phase
     */
    FuncPtr_T fetchPtr;
    FILE* fp1;
    FILE* fp2;
    int rc;
    fp1 = fopen("DD:TMP0001", "w");
    if (!fp1) {
        perror("Could not open myfile.data for write");
        exit(101);
    }

    fprintf(fp1, "record 1\n");
    fprintf(fp1, "record 2\n");
    fprintf(fp1, "record 3\n");

    fp2 = fopen("memory.data", "wb,type=memory");
    if (!fp2) {
        perror("Could not open memory.data for write");
        exit(102);
    }

    fprintf(fp2, "some data");
    fprintf(fp2, "some more data");
    fprintf(fp2, "even more data");

    signal(SIGFPE, hsigfpe);
    signal(SIGTERM, hsigterm);

    rc = atexit(atf1);
    if (rc) {
        fprintf(stderr, "Failed on registration of atexit function atf1\n");
        exit(103);
    }

    fetchPtr = (FuncPtr_T) fetch("PHASE1");
    if (!fetchPtr) {
        fprintf(stderr, "Failed to fetch PHASE1\n");
        exit(104);
    }
    fetchPtr();
    return(0);
}

void hsigfpe(int sig) {
    ++st1;
    return;
}

void hsigterm(int sig) {
    ++st2;
    return;
}

void atf1() {
    ++xcount;
}
```


Figure 33 on page 69 shows the routine fetched by the routine in Figure 32 on page 68.

```
#include <ctest.h>

#pragma linkage(func1, fetchable)
int func1(void) {
    cdump("This is a sample dump");
    return(0);
}
```

Figure 33. Fetched C Routine

Sample LE/VSE Dump with C-Specific Information

This sample dump was produced by compiling the routine in Figure 32 on page 68 with the TEST(ALL) compile-time option, then running it. Notice the sequence of calls in the traceback section: @@MNINV is the C management module that invokes main and @@FECBFUNC1 fetches the user-defined function func1, which in turn calls the library routine __cdump.

If source code is compiled with the GONUMBER or TEST compile option, statement numbers are shown in the trace back. If source code is compiled with the TEST(ALL) compile option, variables and their associated type and value are dumped out. See “Finding C Information in an LE/VSE Dump” on page 72 for more information about C-specific information contained in a dump.

Figure 34. Example Dump from Sample C Routine

```
CEE5DMP V1 R4.7: This is a sample dump                                11/27/10 3:13:21 PM                PAGE: 1
CEE5DMP CALLED BY PROGRAM UNIT (ENTRY POINT __cdump) AT OFFSET +039BA334.
Snap was successful; snap ID = 0
REGISTERS ON ENTRY TO CEE5DMP:
PM..... 0100
GPR0.... 00000000 GPR1.... 0066B5A0 GPR2.... 0066B550 GPR3.... 839BA1CE
GPR4.... 006AB300 GPR5.... 0066B534 GPR6.... 00000000 GPR7.... 00000000
GPR8.... 00000005 GPR9.... 00000000 GPR10... 806AB080 GPR11... 806AB080
GPR12... 00657E48 GPR13... 0066B490 GPR14... 8065AEFE GPR15... 83A01D68
FPR0.... 4E800000 00000000 FPR2.... 487FFFFF FF000000
FPR4.... 41A00000 00000000 FPR6.... 40404040 40404040
GPREG STORAGE:
STORAGE AROUND GPR 0 (0066B490)
-0020 0066B470 00000000 00000000 0066B338 0066B340 8066B368 0066B4A0 006AB300 0066B49C |.....&|
+0000 0066B490 1066B4A4 0066B3F8 0066B5B0 8065AEFE 83A01D68 00000000 0066B5A0 0066B550 |...u...8.....c.....&|
+0020 0066B4B0 839BA1CE 006AB300 0066B534 00000000 00000000 00000005 00000000 806AB080 |c.....&|
STORAGE AROUND GPR 1 (0066B488)
-0020 0066B468 00000000 00000000 00000000 00000000 0066B338 0066B340 8066B368 0066B4A0 |.....&|
+0000 0066B488 006AB300 0066B49C 1066B4A4 0066B3F8 0066B5B0 8065AEFE 83A01D68 00000000 |.....u...8.....c.....&|
+0020 0066B4A8 0066B5A0 0066B550 839BA1CE 006AB300 0066B534 00000000 00000000 00000005 |.....&c.....&|
:
INFORMATION FOR ENCLAVE main
INFORMATION FOR THREAD 8000000000000000
REGISTERS ON ENTRY TO CEE5DMP:
PM..... 0100
GPR0.... 00000000 GPR1.... 0066B5A0 GPR2.... 0066B550 GPR3.... 839BA1CE
GPR4.... 006AB300 GPR5.... 0066B534 GPR6.... 00000000 GPR7.... 00000000
GPR8.... 00000005 GPR9.... 00000000 GPR10... 806AB080 GPR11... 806AB080
GPR12... 00657E48 GPR13... 0066B490 GPR14... 8065AEFE GPR15... 83A01D68
FPR0.... 4E800000 00000000 FPR2.... 487FFFFF FF000000
FPR4.... 41A00000 00000000 FPR6.... 40404040 40404040
GPREG STORAGE:
STORAGE AROUND GPR 0 (00000000)
+0000 00000000 INACCESSIBLE STORAGE.
+0020 00000020 INACCESSIBLE STORAGE.
+0040 00000040 INACCESSIBLE STORAGE.
STORAGE AROUND GPR 1 (0066B5A0)
-0020 0066B580 40404040 40404040 40404040 40404040 40404040 40404040 40404040 |...&.w.....8c...Q|
+0000 0066B5A0 0066B550 039BA6BB 8066B534 00000001 00000000 0066B490 0066C0F8 83A059D8 |.....&...Q|
+0020 0066B5C0 03A07768 0000001F 0066B8D0 00000002 00000000 00000008 0066BD50 03A06D63 |.....&...Q|
:
TRACEBACK:
DSA ADDR PROGRAM UNIT PU ADDR PU OFFSET ENTRY E ADDR E OFFSET STATEMENT STATUS
0066B490 DD:SYSIPT 039BA180 +000001B4 __cdump 039BA180 +000001B4 CALL
0066B3F8 DD:SYSIPT 006AB080 +0000006A func1 006AB080 +0000006A 5 CALL
0066B348 0068EC70 +00000000 0068EC70 +00000000 CALL
0066B290 03911CE0 +0000001A @@GETFN 03911C38 +000000C2 CALL
0066B1E8 DD:SYSIPT 005000F8 +0000038C main 005000F8 +0000038C 59 CALL
0066B0D8 039BF1E6 +000000B4 @@MNINV 039BF1E6 +000000B4 CALL
0066B018 CEEBBEXT 001FA3E0 +00000132 CEEBBEXT 001FA3E0 +00000132 CALL
PARAMETERS, REGISTERS, AND VARIABLES FOR ACTIVE ROUTINES:
main (DSA ADDRESS 0066B1E8):
SAVED REGISTERS:
GPR0.... 0068ED48 GPR1.... 83968A28 GPR2.... 0066B1E8 GPR3.... 80500144
GPR4.... 00501538 GPR5.... 0068ED48 GPR6.... 00501A08 GPR7.... 00501664
GPR8.... 00501660 GPR9.... 80000000 GPR10... 839BF1DA GPR11... 801FA3E0
GPR12... 00657E48 GPR13... 0066B1E8 GPR14... 80500486 GPR15... 03911C38
GPREG STORAGE:
```

```

STORAGE AROUND GPR 0 (0068ED48)
-0020 0068ED28 0068D000 00000018 00000001 0068ED38 0068EB80 00000000 0068D000 00000028 |.....|
+0000 0068ED48 180F58FF 001007FF 0068EC70 00000000 03911C38 FFFFFFFF 006AB5E8 0068ED48 |.....j.....Y....|
+0020 0068ED68 0068ED18 00000000 00000010 00000000 00000000 00000000 00000000 00000000 |.....|
STORAGE AROUND GPR 1 (83968A28)
-0020 03968A08 F018401C 50F0F01C 50F05088 47F03524 18F458D0 D00458E0 D00C982B D01C051E |0. .&00.&0&h.0...4.....q....|
+0000 03968A28 07070000 D200F000 10000000 FFFFFFFF 00000020 58FF0010 80000000 000000A8 |....K.0.....|
+0020 03968A48 00000010 0000003D 00000003 039563A8 03969460 039683D8 039540A8 03911C38 |.....n.y.om..ocQ.n y.j..|
:
LOCAL VARIABLES:
fetchPtr          signed int (*) (void)          0x68ED48
fp2               struct __file *          0x69984C
fp1               struct __file *          0x69866C
rc                signed int              0
:
CONTROL BLOCKS FOR ACTIVE ROUTINES:
DSA FOR __cdump: 0066B490
:
DSA FOR func1: 0066B3F8
+000000  FLAGS.... 1000      member... 0000      BKC..... 0066B348  FWC..... 0066B4E0  R14..... 806AB0EC
+000010  R15..... 039BA180  R0..... 0066B490  R1..... 0066B488  R2..... 0066B3F8  R3..... 806AB0CE
+000024  R4..... 006AB300  R5..... 0068ED48  R6..... 00501A08  R7..... 0050166A  R8..... 00501660
+000038  R9..... 03A03D66  R10.... 03A02D67  R11.... 83A01D68  R12.... 00657E48  reserved. 0068B180
+00004C  NAB..... 0066B490  PNAB.... 00000000  reserved. 00000000  reserved. 00000000
+000064  reserved. 00000000  reserved. 00000000  MODE.... 83A3FE6A  reserved. 00000000  reserved. 00000000
+000078  reserved. 00000000  reserved. 00000000
:
STORAGE FOR ACTIVE ROUTINES:
DSA frame: 0066B490
+000000 0066B490 1066B4A4 0066B3F8 0066B5B0 8065AEEE 83A01D68 00000000 0066B5A0 0066B550 |...u...8.....c.....&|
+000020 0066B4B0 006AB300 0066B534 00000000 00000000 00000005 00000000 806AB080 |c.....|
+000040 0066B4D0 806AB080 00657E48 0068B180 0066B5B0 00007FC8 0066B3F8 0066B590 8065B0BA |.....="H...8.....|
:
CONTROL BLOCKS ASSOCIATED WITH THE THREAD:
CAA: 00657E48
+000000 00657E48 00000800 00000000 0066B000 0068B000 00000000 00000000 00000000 00000000 |.....|
+000020 00657E68 00000000 00000000 0068B3C8 00000000 00000000 00000000 00000000 00000000 |.....H.....|
+000040 00657E88 00000000 00000000 00000000 00000000 00000000 00000000 00000000 00000000 |.....|
+000060 00657EA8 00000000 00000000 00000000 00000000 00000000 80294A90 00000000 00000000 |.....|
+000080 00657EC8 00000000 00000000 00000000 00000000 00000000 00000000 00000000 00000000 |.....|
+0000A0 00657EE8 - +00011F 00657F67          SAME AS ABOVE
:
C CAA information :
C Specific CTHD..... 0068E548
C Specific CEDB..... 0068D028
:
C Specific Thread block: 0068E548
+000000 0068E548 C3E3C8C4 00000220 0068E548 00000000 03959768 00000000 00000000 00000000 |CTHD....V.....np.....|
+000020 0068E568 00000000 00000000 00000000 00000000 0068E770 00000000 00000000 00000000 |.....X.....|
+000040 0068E588 00000000 00000000 00000000 00695838 00695920 00000000 00000000 00000000 |.....|
+000060 0068E5A8 00000000 00000000 00000000 00000000 00000000 00000000 00000000 00000000 |.....|
+000080 0068E5C8 - +0000FF 0068E647          SAME AS ABOVE
:
C Specific EDB block: 0068D028
+000000 0068D028 C3C5C4C2 00000480 0068D028 00501A40 00030000 0068D610 0068D960 005000F8 |CEDB.....&.....0...R-.&.8|
+000020 0068D048 00000000 00000000 006A0300 00000000 00000000 0068D4B0 03963458 039622E0 |.....M..o..|
+000040 0068D068 0068EC70 00000001 00000000 0068ED30 006985C2 006982AC 006983EC 0390D71A |.....e..b..c..P..|
+000060 0068D088 00000000 00000000 0068D5C0 40400000 00000000 00100000 00000000 00000000 |.....N.....|
:
errno value..... 0
memory file block chain.... 006999E8
open FCB chain..... 00699860
GTAB table..... 0068E8A8
:
signal information :
SIGFPE :
function pointer... 00500E58  WSA address...  N/A          function name... hsigfpe
:
SIGTERM :
function pointer... 00500F90  WSA address...  N/A          function name... hsigterm
:
ENCLAVE VARIABLES:
DD:SYSIPT:>>xcount
DD:SYSIPT:>>st2      signed int          0
DD:SYSIPT:>>st1      signed int          255
DD:SYSIPT:>>st1      signed int          99
:
ENCLAVE CONTROL BLOCKS:
EDB: 00657060
+000000 00657060 C3C5C5C5 C4C24040 C0000001 00657D08 006575F8 00000000 00000000 00000000 |CEEEDB .....'.8.....|
+000020 00657080 006574B0 006574E0 0065A038 00656D40 00000000 80656008 00657180 00008000 |.....|
+000040 006570A0 00000000 00000000 00438000 00000000 00000000 00000000 00657120 006570B8 |.....|
+000060 006570C0 00000000 00000000 00000000 00000000 00000000 00000000 03A892F8 00657E48 |.....yk8..=..|
+000080 006570E0 40000000 00000000 00000000 00000000 00000001 00000000 00000000 00000000 |.....|
MEML: 00657D08
+000000 00657D08 00000000 00000000 03A41338 00000000 00000000 00000000 03A41338 00000000 |.....u.....u.....|
+000020 00657D28 00000000 00000000 03A41338 00000000 0068D028 00000000 839B3B80 00000000 |.....u.....c.....|
+000040 00657D48 00000000 00000000 03A41338 00000000 00000000 00000000 03A41338 00000000 |.....u.....u.....|
+000060 00657D68 - +00011F 00657E27          SAME AS ABOVE
:
WSA address.....00000000
:
atexit information :
function pointer... 805010C8  WSA address...  N/A          function name... atf1
:
fetch information :
fetch pointer      : 0068EC70
function pointer... 806AB080
:
ENCLAVE STORAGE:
Initial (User) Heap
+000000 0068D000 C8C1D5C3 00657480 00657480 00000000 0068D000 0068ED68 00008000 00006298 |HANC.....q....|
+000020 0068D020 0068D000 00000488 C3C5C4C2 00000480 0068D028 00501A40 00030000 0068D610 |.....hCEDB.....&.....0..|
+000040 0068D040 0068D960 005000F8 00000080 806A0300 00000000 00000000 00000000 0068D4B0 |..R-.&.8.....M..|
:
LE Anywhere Heap
+000000 0069B000 C8C1D5C3 006574B0 006574B0 006574B0 0069B000 0069B908 00004000 000036F8 |HANC.....8....|
+000020 0069B020 0069B000 000002D8 F8000000 FFFFFFFF 0000003C C3C5C5C4 E4D4D740 FFFFFFFF |.....Q.....CEEDUMP...|

```

```

+000040 0069B040 003C0015 E38889A2 4089A240 8140A281 94979385 4084A494 97000000 00000000 |...This is a sample dump.....|
+000060 0069B060 00000000 00000000 00000000 00000000 00000000 00000000 00000000 00000000 |.....|
+000080 0069B080 00280013 F0F761F3 F061F0F1 40F37AF1 F37AF2F1 40D7D440 40404040 40404040 |...07/30/01 3:13:21 PM|
+0000A0 0069B0A0 40404040 40404040 40404040 00000014 0000000C 00000000 00000000 003C001C |.....|
+0000C0 0069B0C0 C9D5C6D6 D9D4C1E3 C9D6D540 C6D6D940 C5D5C3D3 C1E5C540 94818995 D77A0000 |INFORMATION FOR ENCLAVE mainP:..|
+0000E0 0069B0E0 00000000 00000000 00000000 00000000 00000000 00000000 00000000 000003F2 |.....3|
+000100 0069B100 003C0010 C5D5C3D3 C1E5C540 E2E3D6D9 C1C7C57A C2D3D6C3 D2E27A40 E3C8C540 |...ENCLAVE STORAGE BLOCKS: THE|
+000120 0069B120 E3C8D9C5 C1C47AE3 C8D9C5C1 C47AC3E3 C9E5C540 D9D6E4E3 C9D5C5E2 7A000000 |THREAD:THREAD:CTIVE ROUTINES:..|
+000140 0069B140 0000008E 003C003C D3C540C1 95A8A688 85998540 C8858197 40404040 40404040 |.....LE Anywhere Heap|

```

```

LE Below Heap
+000000 0068B000 C8C1D5C3 006574E0 006574E0 006574E0 8068B000 0068B540 00002000 00001AC0 |HANC.....|
+000020 0068B020 0068B000 00000040 C8E7E2E3 001FEFF0 001FE2E8 00658800 00000000 00000000 |.....HXST...0..SY..h.....|
+000040 0068B040 0068B068 0068B068 0001000A 0068B0F0 0068B0F0 0001000A 00000000 00000000 |.....0..0.....|
+000060 0068B060 0068B000 00000088 00000000 00000000 001FEFF0 00658800 00000009 00000000 |.....h.....0..h.....|

```

```

Additional Heap, heapid = 0069B8D4
+000000 006AC000 C8C1D5C3 0069B8D4 0069B8D4 0069B8D4 006AC000 006AC3B0 000003E8 00000038 |HANC...M...M...M.....C...Y...|
+000020 006AC020 006AC000 00000048 00000000 006AB124 006AB080 006AC088 0068EC70 40F11000 |.....h...1..|
+000040 006AC040 00000003 006AB2EC 00020000 006AC070 00000000 006AB080 006AB080 00000000 |.....|
+000060 006AC060 006AB134 006AC000 00000018 0009C4C4 7AE2E8E2 C9D7E300 00000000 |.....DD:SYSIPT.....|

```

FILE STATUS AND ATTRIBUTES:

```

File Control Block: 00699860
+000000 00699860 006998BD 00000000 000003DB 00699930 00699950 00000000 00699988 0000002C |.....r...r&...rh...|
+000020 00699880 00000030 00000000 00000000 00698680 00000000 00699860 00000000 00000000 |.....f.....q-...|
+000040 006998A0 00000000 FFFF0000 00080055 006999C0 00699980 03925030 00699980 03927A68 |.....r...r&k..k..k..|
+000060 006998C0 03927E98 03915BA8 00000000 00000400 00000400 00000000 00000000 00000400 |k=q.j$y.....|
+000080 006998E0 00699B98 00699B98 00000000 00000000 00000000 00000000 00000000 00000000 |...q...q.....|
+0000A0 00699900 00000000 00000000 00000000 00000000 0391CE70 00000000 00000000 00000000 |.....j.....|
+0000C0 00699920 43020008 80001080 00000000 00000000 58FF0008 07FF0000 0391C9A0 00000000 |.....jI.....|
+0000E0 00699940 00000000 00000000 00000000 00000000 58FF0008 07FF0000 039236B8 00000000 |.....k.....|
+000100 00699960 00000000 00000000 00000000 00000000 01000000 00000000 00000000 00000000 |.....|

```

```

fldata FOR FILE: CDMPPR1.MEMORY.DATA
__recfmF:1..... 1
__recfmV:1..... 0
__recfmU:1..... 0
__recfmS:1..... 0
__recfmBlk:1..... 0
__recfmASA:1..... 0
__recfmM:1..... 0
__recfmP0:1..... 0
__dsorgPDSmem:1... 0
__dsorgPS:1..... 0
__dsorgMem:1..... 1
__dsorgTemp:1.... 0
__dsorgVSAM:1.... 0
__openmode:2..... 1
__modeflag:4..... 2
__device..... 8
__blksize..... 1024
__maxreclen..... 1024
__dsname..... CDMPPR1.MEMORY.DATA

```

```

FILE pointer..... 0069984C
Buffer at current file position: 00699B98
+000000 00699B98 A2969485 408481A3 81A29694 85409496 99854084 81A38185 A5859540 94969985 |some datasome more dataeven more|
+000020 00699BB8 408481A3 81000000 00000000 00000000 00000000 00000000 00000000 00000000 |data.....|
+000040 00699BD8 00000000 00000000 00000000 00000000 00000000 00000000 00000000 00000000 |.....|
+000060 00699BF8 - +0003FF 00699F97 SAME AS ABOVE
Saved Buffer..... NULL
first data space.... NULL

```

```

File Control Block: 00698680
+000000 00698680 00695BE0 00000000 00000050 00698750 00698770 80000000 006987A8 0000002C |..$......&.g&.g.....gy...|
+000020 006986A0 00000030 00000000 00000000 00698170 00699860 00698680 00000000 E3D4D7F0 |.....a...q...f...TMP0|
+000040 006986C0 F0F0F140 FFFF0000 0000002A 006987E0 006987A0 03B54700 03B53BD0 03B572A8 |001.....g...g.....y|
+000060 006986E0 03B569D0 03B57D78 00000000 00000050 00000050 00000000 00000000 00000051 |.....&...&.....169..|
+000080 00698700 00695BE0 00695BE0 00695BE0 00000000 00000000 00000000 00000000 00000000 |..$.$.$.$.|
+0000A0 00698720 00000000 00000000 00000000 00000000 03B2CC68 00000000 00000000 00000000 |.....Gq...|
+0000C0 00698740 43520020 80000880 00000000 00000000 58FF0008 07FF0000 03B2C798 00000000 |.....0...|
+0000E0 00698760 00000000 00000000 00000000 00000000 58FF0008 07FF0000 03B509F0 00000000 |.....|
+000100 00698780 00000000 00000000 00000000 00000000 01000000 00000000 00000000 00000000 |.....|

```

```

fldata FOR FILE: DD:TMP0001
__recfmF:1..... 1
__recfmV:1..... 0
__recfmU:1..... 0
__recfmS:1..... 0
__recfmBlk:1..... 0
__recfmASA:1..... 0
__recfmM:1..... 0
__recfmP0:1..... 0
__dsorgPDSmem:1... 0
__dsorgPS:1..... 1
__dsorgMem:1..... 0
__dsorgTemp:1.... 0
__dsorgVSAM:1.... 0
__openmode:2..... 0
__modeflag:4..... 2
__device..... 0
__blksize..... 80
__maxreclen..... 80
__dsname..... MYFILE.DATA
FILE pointer..... 0069866C
ddname..... TMP0001

```

```

Buffer at current file position: 00695BE0
+000000 00695BE0 99858396 998440F3 40404040 40404040 40404040 40404040 40404040 40404040 |record 3|
+000020 00695C00 40404040 40404040 40404040 40404040 40404040 40404040 40404040 40404040 |.....|
+000040 00695C20 40404040 40404040 40404040 40404040 40000000 00000000 000023C8 00000000 |.....H...|
Saved Buffer..... NULL

```

```

DTF: 006A1818
+000000 006A1818 00509204 0C000162 006A1300 00000000 0013C740 2064E3D4 D7F0F0F0 F10E0000 |.&k.....G...TMP0001...|
+000020 006A1838 00000000 0022000E 0050007E 0000007E 0000007F 00E00000 007E0000 01000050 |.....&.=...=".....=&|
+000040 006A1858 206A11C0 806A120E 076A184E 40000006 316A1850 40000005 086A1868 00000000 |.....+.....&.....|

```

```

+000060 006A1878 036A1878 20000001 056A1880 20000001 316A1850 40000005 086A1888 00000000 |.....&.....h....|
+000080 006A1898 1E6A18A8 30000008 126A18A8 00000008 00000000 01000000 9E000000 00001000 |...y.....y.....|
+0000A0 006A18B8 00001000 00010A0A 00000000 00695B7C 00000000 00000000 00000000 00000000 |.....$.@.....|
+0000C0 006A18D8 00000000 00000000 00000000 00000000 00000000 00000000 00000000 00000000 |.....|
+0000E0 006A18F8 - +00011F 006A1937 SAME AS ABOVE
--_amrc_type structure: 0066C700
+000000 0066C700 0013C740 00000000 00000005 00000000 00000000 00000000 00000000 00000000 |...G.....|
+000020 0066C720 00000000 00000000 00000000 00000000 00000000 00000000 00000000 00000000 |.....|
+000040 0066C740 - +0000BF 0066C7BF SAME AS ABOVE
+0000C0 0066C7C0 00000000 00000000 00000000 00000000 00000000 00000000 00000000 00000000 |.....|
amrc __code union fields
__errorI..... 1296192(13C740)
__abend.__syscode..... 19(13)
__abend.__rc..... 51008(C740)
__feedback.rc..... 19(13)
__feedback.__ftncd..... 199(C7)
__feedback.__fdbk..... 64(40)
__alloc.__svc99_info.... 19(13)
__alloc.__svc99_error... 51008(C740)
__RBA..... 0(0)
__last_op..... 5(5)
__msg.__str..... NULL
__msg.__parmr0..... 0(0)
__msg.__parmr1..... 0(0)
__msg.__str2..... NULL
--_amrc2_type structure: 0066C600
+000000 0066C600 00000000 00000000 00000000 00000000 00000000 00000000 00000000 00000000 |.....|
__error2..... 0(0)
__fileptr..... NULL
PROCESS CONTROL BLOCKS:
PCB: 00656D40
+000000 00656D40 C3C5C5D7 C3C24040 04030290 00000000 00000000 00000000 00656F38 03A8A6B0 |CEEP CB .....?.yw.|
+000020 00656D60 03A86838 03A89690 03A891C8 006469C8 00656118 00000000 00000000 00657060 |.y...yo..yjH...H.../.....|
+000040 00656D80 03A894E8 00000000 00000000 00000000 00000000 00000000 00000000 00000000 |.ymY.....|
MEML: 00656F38
+000000 00656F38 00000000 00000000 03A41338 00000000 00000000 00000000 03A41338 00000000 |.....u.....u.....|
+000020 00656F58 00000000 00000000 03A41338 00000000 039B3B80 0068DE50 839B3B80 00000000 |.....u.....&c.....|
+000040 00656F78 00000000 00000000 03A41338 00000000 00000000 00000000 03A41338 00000000 |.....u.....u.....|
+000060 00656F98 - +00011F 00657057 SAME AS ABOVE

```

Finding C Information in an LE/VSE Dump

When an LE/VSE traceback or dump is generated for a C routine, information is provided that is unique to C routines. C-specific information includes:

- Control block information for active routines
- Condition information for active routines
- Enclave level data

This information is located in the sections of the dump described below.

Storage for Active Routines

The Storage for Active Routines section of the dump shows the DSAs for the active C routines. To relate a DSA frame to a particular function name, use the address associated with the frame to find the corresponding DSA. Figure 35 on page 73 shows this section of the dump. In this example, the function func1 DSA address is X'0066B3F8'.

```

:
: CONTROL BLOCKS FOR ACTIVE ROUTINES:
:
DSA FOR func1: 0066B3F8
+000000  FLAGS.... 1000      member... 0000      BKC..... 0066B348  FWC..... 0066B4E0  R14..... 806AB0EC
+000010  R15..... 039BA180  R0..... 0066B490  R1..... 0066B488  R2..... 0066B3F8  R3..... 806AB0CE
+000024  R4..... 006AB300  R5..... 0068ED48  R6..... 00501A08  R7..... 00501664  R8..... 00501660
+000038  R9..... 03A03D66  R10..... 03A02D67  R11..... 83A01D68  R12..... 00657E48  reserved. 0068B180
+00004C  NAB..... 0066B490  PNAB.... 00000000  reserved. 00000000 00000000 00000000
+000064  reserved. 00000000  reserved. 00000000  MODE..... 83A3FE6A  reserved. 00000000 00000000
+000078  reserved. 00000000  reserved. 00000000
:
STORAGE FOR ACTIVE ROUTINES:
DSA frame: 0066B490
+000000  0066B490  1066B4A4 0066B3F8 0066B5B0 8065AEFE 83A01D68 00000000 0066B5A0 0066B550
|...u...8.....c.....&|
+000020  0066B4B0 839BA1CE 006AB300 0066B534 00000000 00000000 00000005 00000000 806AB080 |
c.....|
+000040  0066B4D0 806AB080 00657E48 0068B180 0066B5B0 00007FC8 0066B3F8 0066B590 8065B0BA
|.....="H...8.....|
:

```

Figure 35. Storage for Active Routines Section of a Dump

Control Blocks Associated with the Active Thread

In the Control Blocks associated with the Thread section of the dump, the following information appears:

- C fields from the CAA
- C Specific CAA
- Signal information

C Fields of the CAA

The CAA contains several fields that the C programmer can use to find information about the run-time environment. This information is dumped as shown in [Figure 36 on page 73](#). An explanation of each field follows.

```

C CAA information :
C Specific CTHD..... 0068E548
C Specific CEDB..... 0068D028
:
WSA address.....00000000

```

Figure 36. C Fields in the CAA

C Specific CTHD and CEDB

For each C program, there is a C Specific Thread area and a C Specific Enclave area.

WSA address

This is available for all C programs except those compiled with the NORENT compile-time option. It points to the base address of the writable static area.

C Specific CAA

The C-specific CAA fields that are of interest to users are shown in [Figure 37 on page 73](#).

```

errno value..... 0
memory file block chain.... 006999E8
open FCB chain..... 00699860

```

Figure 37. C-Specific CAA Fields

errno value

A variable used to display error information. Its value can be set to a positive number that corresponds to an error message. The functions `perror()` and `strerror()` print the error message that corresponds to the value of `errno`.

Memory file control block

You can use the *memory file control block* (MFCB) to locate additional information about memory files. This control block resides at the C thread level. See [“Memory File Control Block” on page 76](#) for more information about the MFCB.

Open FCB chain

A pointer to the start of a linked list of open file control blocks (FCBs). For more information about FCBs, see [“File Control Block Information” on page 75](#).

Signal Information

Signal information is provided in the dump to aid you in debugging. For each signal that is disabled with `SIG_IGNORE`, an entry value of `00000001` is made in the first field of the Signal Information field for the specified signal name.

For each signal that has a handler registered, the signal name and the handler name are listed. If the handler is a fetched C function, the value `@@FECB` is entered as the function name and the address of the fetched pointer is in the first field.

If you compile a C routine as `NORENT`, the WSA address is not available (N/A). See [LE/VSE C Run-Time Programming Guide](#) for more information about the `signal()` function.

atexit() Information

The `atexit()` information lists the functions registered with `atexit()` to be run at normal termination. The functions are listed in chronological order of registration.

If you compile a C routine as `NORENT`, the WSA address is not available (N/A). See [LE/VSE C Run-Time Library Reference](#) for more information about the `atexit()` function.

[Figure 38 on page 74](#) shows `atexit()` information in the dump.

```
 :
 :   atexit information :
 :   function pointer... 805010C8   WSA address...   N/A           function name... atf1
 :
```

Figure 38. atexit() Information in Dump

fetch Information

The `fetch` information shows information about phases that you have dynamically loaded using `fetch()`. For each phase that was fetched, the `fetch (stub) pointer (ptr1` in the following example) and the function pointer addresses are included.

```
ptr1 = fetch("MOD");
```

If you compile a C routine as `NORENT`, the WSA address is not available (N/A). See [LE/VSE C Run-Time Programming Guide](#) for more information about the `fetch` function.

[Figure 39 on page 75](#) shows `fetch` information in the dump.

```

:
:   fetch information :
:   fetch pointer    : 0068EC70
:   function pointer... 806AB080
:

```

Figure 39. *fetch Information in Dump*

File Control Block Information

This section of the dump includes the file control block (FCB) information for each C file. The FCB contains file status and attributes for files open during C active routines. You can use this information to find the data set or file name.

The FCB is a handle that points to the following file information, which is displayed when applicable, for the file:

- Access method control block (ACB) address
- Define the file (DTF) address
- RPL address
- Current buffer address
- Saved buffer address
- filename (appears in the listing as ddname)
- file ID (appears in the listing as __dsname)

Figure 40 on page 75 shows some of the fields that are dumped for a non-VSAM file.

```

FILE STATUS AND ATTRIBUTES:
  File Control Block: 01CB92C0
+000000 01CB92C0 00771CE9 00000000 00000085 01CB9390 01CB93B0 80000000 01CB9870 00000009
|...Z.....e..1...1.....q.....|
+000020 01CB92E0 00000030 E2E8E2D3 E2E30000 01CB9680 00000000 01CB92C0 00000000 00000000
|....SYSLST...o.....k.....|
:

  fldata FOR FILE: dd:SYSLST
  __recfmF:1..... 1
  __recfmV:1..... 0
  __recfmU:1..... 0
:
  __dsname.....

  FILE pointer..... 01CB92AC

  Buffer at current file position: 00771CE9
+000000 00771CE9 E3C5E2E3 40D9C5C3 F240C6D9 D6D440C3 E3C5E2E3 F6404040 40404040 40404040 |TEST REC2 FROM
CTEST6
|
+000020 00771D09 40404040 40404040 40404040 40404040 40404040 40404040 40404040 40404040
|
+000040 00771D29 - +00007F 00771D68 SAME AS ABOVE
+000080 00771D69 40404040 40000000 00229000 00000000 00000000 00000000 00000000 00000000
|
Saved Buffer..... NULL

  DTF: 00777818
+000000 00777818 00008000 0C000003 00744D90 00744DA0 011187A0 08B20909 00777851 00000000 |.....(...
(...g.....é.....|
+000020 00777838 07004700 0000000C 09777851 20000085 80000000 00000000 00E3C5E2 E340D9C5
|.....é...e.....TEST RE|

```

Figure 40. *File Control Block Information for a non-VSAM File*

Figure 41 on page 76 shows some of the fields that are dumped for a VSAM data set.

```

File Control Block: 01CB9680
+000000 01CB9680 01CB9807 00000002 00000000 01CB9750 01CB9770 80000000 01CB97A8 0000002C
|..q.....p&..p.....py....|
+000020 01CB96A0 00000030 00000000 00000000 01CB9170 01CB92C0 01CB9680 00000000 C9D5C6C9
|.....j...k...o.....INFI|
:
fldata FOR FILE: dd:INFILE
__recfmF:1..... 0
__recfmV:1..... 0
__recfmU:1..... 1
:
__dsname..... RTURNER.CTEST6.ESDS
FILE pointer..... 01CB966C
ddname..... INFILE
Buffer at current file position: 01CB97E0
+000000 01CB97E0 E3C5E2E3 40D9C5C3 F240C6D9 D6D440C3 E3C5E2E3 F6404040 40404040 40404040 |TEST REC2 FROM
CTEST6
+000020 01CB9800 40404040 40404040 15000000 00000000 00000000 00000000 00000000 00000000
|.....|
+000040 01CB9820 00000000 00000000 00000000 00000000 00000000 00000000 00000000 00000000
|.....|
+000060 01CB9840 - +00007F 01CB985F SAME AS ABOVE
+000080 01CB9860 00000000 00000000 80000038 01C 9000 C4C47AE2 E8E2D3E2 E3000000 00000000
|.....DD:SYSLST.....|
Saved Buffer..... NULL
Access Method Control Block: 00771BC0
+000000 00771BC0 A040004C 00791618 001B0008 00000000 00005C00 28100100 00000000 C9D5C6C9
|..<.....Q.....*.....INFI|
+000020 00771BE0 D3C54040 0074F898 00000000 00777C00 00000000 00000000 00080004 00771834 |
LE ..Bq.....@.....|
+000040 00771C00 00000000 80000000 00000000 00000000 00100034 00000028 00771B6C 01CB97E0
|.....%.p.|
Read Request Parameter List: 00771C10
+000000 00771C10 00100034 00000028 00771B6C 01CB97E0 00000028 00000088 00771BC0 01040000
|.....%.p.....h.....|
+000020 00771C30 60100000 00000000 00000000 00000000 00000000 00000000 00000000 00000000
|.....|
Write Request Parameter List: 00771C48
+000000 00771C48 00000000 00000000 00000000 00000000 00000000 00000000 00000000 00000000
|.....|
+000020 00771C68 00000000 00000000 00000000 00000000 00000000 00000000 80000060 00771000
|.....|

```

Figure 41. File Control Block Information for a-VSAM File

Not all FCB fields are always filled in. For example:

- RPLs are used only for VSAM data sets.
- The ddname (filename) field contains blanks if it is not used.
- DTFs are not used for memory files.

The save block buffer represents auxiliary buffers that are used to save the contents of the main buffers. Such saving occurs only when a reposition is performed and there is new data; for example, an incomplete text record or an incomplete fixed-block standard (FBS) block in the buffers that cannot be flushed out of the system. Since the main buffers represent the current position in the file, while the save buffers merely indicate a save has occurred, check the save buffers only if data appears to be missing from the external device and is not found in the main buffers. Also, do not infer that the presence of save buffers means that data present there belongs at the end of the file. (The buffers remain, even when the data is eventually written).

Memory File Control Block

This section of the dump, shown in [Figure 42 on page 77](#), holds the memory file control block information for each *closed* memory file the routine used.


```

Memory File Control Block: 01CBDB58
+000000 01CBDB58 01CBDBC8 00000000 00000000 00000000 00000000 00010000 01CBDCD0 0000002C
|...H.....|
+000020 01CBDB78 00000030 00000000 00000000 01CBD170 01CBD680 01CBDB58 00000000 01CBD808
|.....J...0.....|
+000040 01CBDB98 01CBDB58 00000000 00000000 00000000 00000000 00000000 00000000 01CBDBC8
|.....H.....|
+000060 01CBDBB8 00010000 00000000 00000000 00000000 00000000 00000000 01CBE110 00000026
|.....|
memory file name..... CTEST6.MEMORY.FILE.TWO

```

Figure 42. Memory File Control Block

Information for `__amrc`

`__amrc` is a structure defined in the `stdio.h` header file to assist in determining errors resulting from I/O operations. The contents of `__amrc` (shown in Figure 43 on page 77) can be checked for system information, such as the return code for VSAM. Certain fields of the `__amrc` structure can provide useful information about what occurred previously in your routine.

```

__amrc_type structure: 000763CC
+000000 000763CC 00000004 00000000 00000007 00000000 00000000 00000000 00000000 00000000 |.....|
+000020 000763EC 00000000 00000000 00000000 00000000 00000000 00000000 00000000 00000000 |.....|
+000040 0007640C - +0000BF 0007648B same as above
+0000C0 0007648C 00000000 00000000 00000000 00000000 00000000 00000000 00000000 000000DC |.....|
amrc __code union fields
__error..... 4(4)
__abend.__syscode..... 0(0)
__abend.__rc..... 4(4)
__feedback.rc..... 0(0)
__feedback.__ftncd..... 0(0)
__feedback.__fdbk..... 4(4)
__alloc.__svc99_info.... 0(0)
__alloc.__svc99_error... 4(4)

__RBA..... 0(0)
__last_op..... 7(7)
__msg.__str..... NULL
__msg.__parm0..... 0(0)
__msg.__parm1..... 0(0)
__msg.__str2..... NULL

__amrc2_type structure: 000762D0
+000000 000762D0 00000000 00000000 00000000 00000000 00000000 00000000 00000000 00000000 |.....|
__error2..... 0(0)
__fileptr..... NULL

```

Figure 43. `__amrc` Structure Information in Dump

For more information about `__amrc`, see “Debugging C Input/Output Programs” on page 55 and [LE/VSE C Run-Time Programming Guide](#).

C Contents of the LE/VSE Trace Table

LE/VSE provides two C trace table entry types that contain character data:

- Trace entry 1 occurs when a base C library function is called.
- Trace entry 2 occurs when a base C library function returns.

The format for trace table entry 1 is:

```
-->(xxx) NameOfCallingFunction NameOfCalledFunction
```

The format for trace table entry 2 is:

```
<--(xxx) R15=value ERRNO=value
```

In both entry types, (xxx) is a number associated with the called library function and is used to associate a specific entry record with its corresponding return record.

For more information about the LE/VSE trace table format, see [“Understanding the Trace Table Entry \(TTE\)”](#) on page 48.

Debugging Example of C Routines

This section contains examples that demonstrate the debugging process for C routines. Important areas of the output are highlighted. Data unnecessary to the debugging examples has been replaced by ellipses.

Note: From LE/VSE 1.4.2 onwards, dumps taken with run-time option TER(UADUMP . . .) or TER(DUMP . . .) are capable of generating a run-time options report, *independently* of the setting for RPTOPTS(ON|OFF). For an example, see [Figure 51 on page 82](#).

Divide-by-Zero Error

Figure 44 on page 78 illustrates a C program that contains a divide-by-zero error. The code was compiled with RENT so static and external variables need to be calculated from the WSA field. The code was compiled with XREF, LIST and OFFSET to generate a listing, which is used to calculate addresses of functions and data. The code was prelinked with MAP to generate a prelinker map, which is used to calculate addresses of static and external variables. This routine was run with the option TERMTHDACT(DUMP).

```
#include <stdio.h>
#include <stdlib.h>
#include <errno.h>
int statint = 73;
void funcb(int *pp);

int main(void) {
    int aa, bb=1;
    aa = bb;
    funcb(&aa);
    return(99);
}

void funcb(int *pp) {
    int fa, result;
    fa = *pp;
    result = fa/(statint-73);
    return;
}
```

Figure 44. C Routine with a Divide-by-Zero Error

To debug this routine, use the following steps:

1. Locate the Current Condition message in the Condition Information for Active Routines section of the dump. In this example, the message is CEE3209S The system detected a Fixed Point divide exception. This message indicates the error was caused by an attempt to divide by zero. See [Chapter 8, “LE/VSE Run-Time Messages,”](#) on page 143 for additional information about CEE3209S.

The traceback section of the dump indicates that the exception occurred at offset X'00000084' within function funcb. This information is used along with the compiler-generated Pseudo Assembly Listing to determine where the problem occurred.

If the TEST compile-time option is specified, variable information is in the dump. If the GONUMBER compile-time option is specified, statement number information is in the dump. [Figure 45 on page 79](#) shows the generated traceback from the dump.

PAGE: 1

INFORMATION FOR ENCLAVE main

INFORMATION FOR THREAD 8000000000000000

TRACEBACK:

DSA ADDR	PROGRAM UNIT	PU ADDR	PU OFFSET	ENTRY	E ADDR	E OFFSET	STATEMENT	STATUS
00668018	CEEHDSP	03A58D38	+000029DA	CEEHDSP	03A58D38	+000029DA		CALL
0066B288	DD:SYSIPT	00500358	+00000084	funcb	00500358	+00000084	18	EXCEPTION
0066B1E8	DD:SYSIPT	005000F8	+00000078	main	005000F8	+00000078	11	CALL
0066B0D8		039BF1E6	+000000B4	@MNV	039BF1E6	+000000B4		CALL
0066B018	CEEBEXT	001FA3E0	+00000132	CEEBEXT	001FA3E0	+00000132		CALL

CONDITION INFORMATION FOR ACTIVE ROUTINES

CONDITION INFORMATION FOR DD:SYSIPT (DSA ADDRESS 0066B288)

CIB ADDRESS: 00668528

CURRENT CONDITION:

CEE0198S THE TERMINATION OF A THREAD WAS SIGNALLED DUE TO AN UNHANDLED CONDITION.

ORIGINAL CONDITION:

CEE3209S THE SYSTEM DETECTED A FIXED-POINT DIVIDE EXCEPTION.

LOCATION:

PROGRAM UNIT: DD:SYSIPT ENTRY: funcb STATEMENT: 18 OFFSET: +00000084

MACHINE STATE:

ILC..... 0002 INTERRUPTION CODE..... 0009

PSW..... 071D2400 805003DE

PM..... 0000

GPR0..... 0066B320 GPR1..... 0066B280 GPR2..... 0066B288 GPR3..... 805003A6

GPR4..... 00000000 GPR5..... 00000001 GPR6..... 00000000 GPR7..... 00500554

GPR8..... 00500550 GPR9..... 80000000 GPR10..... 839BF1DA GPR11..... 801FA3E0

GPR12..... 00657E48 GPR13..... 0066B288 GPR14..... 80500172 GPR15..... 0066B180

STORAGE DUMP NEAR CONDITION, BEGINNING AT LOCATION: 005003CC

+000000 005003CC 58606000 4B603066 5840D090 8E400020 1D465050 D0944400 C1AC4400 C1DC47F0

| .-.-.-.-.&.m..A..A..0|

PARAMETERS, REGISTERS, AND VARIABLES FOR ACTIVE ROUTINES:

CEEHDSP (DSA ADDRESS 00668018):

SAVED REGISTERS:

GPR0..... 00000000 GPR1..... 006683BC GPR2..... 00000008 GPR3..... 006535E0

GPR4..... 00000003 GPR5..... 0065A038 GPR6..... 03A5CD34 GPR7..... 00669017

GPR8..... 03A5BD35 GPR9..... 03A5AD36 GPR10..... 03A59D37 GPR11..... 83A58D38

GPR12..... 00657E48 GPR13..... 00668018 GPR14..... 8065AEFE GPR15..... 83A01D68

:

Figure 45. Dump Sections from C Example of Divide-by-Zero Error

2. Locate the instruction with the divide-by-zero error in the Pseudo Assembly Listing in [Figure 46](#) on [page 80](#).

The offset (within `funcb` in [Figure 46](#) on [page 80](#)) of the exception from the traceback (X'00000084') reveals the divide instruction: `DR r4,r6` at that location. Instructions X'00006C' through X'000086' refer to the result = $fa / (statint - 73)$; line of the C routine.

```

000000          110 funcb   DS    0F
000000 47F0 F026      111      B    38(,r15)
00001C 41E0 F03A      112      LA   r14,58(,r15)
000020 58F0 C074      113      L    r15,116(,r12)
000024 07FF          114      BR   r15
000026 90E6 D00C      115      STM  r14,r6,12(r13)
00002A 5820 D04C      116      L    r2,76(,r13)
00002E 4100 2098      117      LA   r0,152(,r2)
000032 5500 C00C      118      CL   r0,12(,r12)
000036 4720 F01C      119      BH   28(,r15)
00003A 58F0 D048      120      L    r15,72(,r13)
00003E 90F0 2048      125      STM  r15,r0,72(r2)
000042 9210 2000      126      MVI  0(r2),16
000046 50D0 2004      127      ST   r13,4(,r2)
00004A 18D2          128      LR   r13,r2
00004C 0530          129      BALR r3,r0
00004E          End of Prolog
00004E 5010 D088      131      ST   r1,136(,r13)
*
* void funcb(int *pp) {
000052 4400 C1B0      134      EX   r0,H00K..PGM-ENTRY
*   int fa, result;
*   fa = *pp;
000056 4400 C1AC      137      EX   r0,H00K..STMT
00005A 5840 D088      138      L    r4,136(,r13)
00005E 5840 4000      139      L    r4,0(,r4)
000062 D203 D090      4000   MVC  144(4,r13),0(r4)
00018 | *   result = fa/(statint-73);
000068 4400 C1AC      142      EX   r0,H00K..STMT
00006C 5860 ****      143      L    r6,=0(statint)
000070 5A60 C1F4      144      A    r6,500(,r12)
000074 5860 6000      145      L    r6,0(,r6)
000078 4B60 ****      146      SH   r6,=H'73'
00007C 5840 D090      147      L    r4,144(,r13)
000080 8E40 0020      148      SRDA r4,32
000084 1D46          149      DR   r4,r6
000086 5050 D094      150      ST   r5,148(,r13)
*
* return;
00008A 4400 C1AC      152      EX   r0,H00K..STMT
00008E 4400 C1DC      153      EX   r0,H00K..GOTO
000092 47F0 ****      154      B    @5L2
000096 **** ****      155      DC   A(@5L2-ep)
00020 | * }
00009A          157 @5L2   DS    0H
Epilog
Start of

```

Figure 46. Pseudo Assembly Listing

- Verify the value of the divisor `statint`. The procedure specified below is to be used for determining the value of static variables only. If the divisor is an automatic variable, there is a different procedure for finding the value of the variable. See “Finding Automatic Variables” on page 61 for more information about finding automatic variables in a dump.

Because this routine was compiled with the RENT option, find the WSA address in the C CAA information section of the dump. In this example this address is X'0068EA18'. Figure 47 on page 80 shows the WSA address.

```

:
: C CAA information :
: C Specific CTHD..... 0068E548
: C Specific CEDB..... 0068D028
:
: WSA address.....0068EA18
:

```

Figure 47. C CAA Information in Dump

4. Routines compiled with the RENT option must also be prelinked. The prelinker produces the Writable Static Map. Find the offset of `statint` in the Writable Static Map in [Figure 48 on page 81](#). In this example, the offset is `X'00000000'`.

```

:
=====
|                                     Writable Static Map                                     |
=====
OFFSET      LENGTH  FILE ID  INPUT NAME
:
      0         4   00001  statint
:

```

Figure 48. Writable Static Map

5. Add the WSA address of `X'0068EA18'` to the offset of `statint` (`X'00000000'`). The result is `X'0068EA18'`. This is the address of the variable `statint`, which is in the writable static area. The writable static area is storage allocated by the C run time for the C user, so it is in the user heap. The heap content is displayed in the Enclave Storage section of the dump, shown in [Figure 49 on page 81](#).
6. To find the variable `statint` in the heap, locate the closest address listed that is at or before the address of `statint`. In this case, that address is `X'0068EA18'`. The value at that location is `X'49'` (that is, `statint` is 73), and hence the fixed point divide exception.

```

:
ENCLAVE STORAGE:
Initial (User) Heap
+000000 0068D000 C8C1D5C3 00657480 00657480 00000000 0068D000 0068ED50 00008000 000062B0 |
HANC.....&.....|
:
+000380 0068D380 00000000 00000000 00000000 00000000 00000000 00000000 00000000 0066C37C
|.....C@|
+0003A0 0068D3A0 00000000 00000000 00000000 00000000 0068EA18 00657180 839B3B80 039B4348
|.....C.....|
+0003C0 0068D3C0 00000000 00657E48 00695948 00000008 00000000 00000000 00040000 00698170
|.....=.....a.|
:

```

Figure 49. Enclave Storage Section of Dump

Calling a Nonexistent Function

[Figure 50 on page 82](#) demonstrates the error of calling a nonexistent function. This routine was compiled with the compile-time options `LIST` and `RENT` and was run with the option `TERMTHDACT(DUMP)`.

This routine was not compiled with the `TEST(ALL)` compile option. As a result, arguments and variables do not appear in the dump.

The only prelinker option used was `MAP`.

```

#include <stdio.h>
#include <stdlib.h>
#include <errno.h>
#include <signal.h>
void funca(int* aa);
int (*func_ptr)(void)=0;
int main(void) {
    int aa;
    funca(&aa);
    printf("result of funca = %d\n",aa);
    return;
}
void funca(int* aa) {
    *aa = func_ptr();
    return;
}

```

Figure 50. C Example of Calling a Nonexistent Subroutine

To debug this routine, use the following steps:

1. Locate the Current Condition message in the Condition Information for Active Routines section of the dump, shown in Figure 51 on page 82. In this example, the message is CEE3201S The system detected an operations exception. This message suggests that the error was caused by an attempt to branch to an unknown address. See Chapter 8, “LE/VSE Run-Time Messages,” on page 143 for additional information about CEE3201S.

The traceback section of the dump indicates that the exception occurred at offset X'00000000' within function funca . The zero offset indicates that the offset cannot be used to locate the instruction that caused the error. Another indication of bad data is the value of X'80000002' in the instruction address of the PSW. This address indicates that an instruction in the routine branched outside the bounds of the routine.

Figure 51. Dump Sections from C Example of Calling a Non-Existent Function

```

CEE5DMP V1 R4.7: Condition processing resulted in the unhandled condition.          11/26/10 1:01:21 PM          Page: 1
Information for enclave main
Information for thread 8000000000000000

Traceback:
DSA Addr  Program Unit  PU Addr  PU Offset  Entry          E Addr  E Offset  Statement  Service  Status
00672018  CEEHDSP             03AA25B8  +0000358C  CEEHDSP        03AA25B8 +0000358C  LE146GA    Call
00675288             005001B8  +00000000  funca         005001B8 +00000000  Exception
006751E8             005000F8  +00000068  main          005000F8 +00000068  Call
006750D8             039FD07E  +000000B4  $$MNINV      039FD07E +000000B4  Call
00675018  CEEBBEXT           001C6F68  +00000132  CEEBBEXT      001C6F68 +00000132  LE146GA    Call

Condition Information for Active Routines
Condition Information for (DSA address 00675288)
CIB Address: 00672508
Current Condition:
CEE3201S The system detected an operation exception.
Location:
Program Unit: Entry: funca Statement: Offset: +00000000
Machine State:
ILC..... 0002  Interruption Code..... 0001
PSW..... 071D1400 80000002
PM..... 0000

GPR0.... 00675318  GPR1.... 00675280  GPR2.... 00675288  GPR3.... 80500206
GPR4.... 00698A18  GPR5.... 00698A20  GPR6.... 00675278  GPR7.... 00000000
GPR8.... 00500238  GPR9.... 80000000  GPR10.... 839FD072  GPR11.... 801C6F68
GPR12.... 00657F60  GPR13.... 00675288  GPR14.... 80500220  GPR15.... 00000000

Storage dump near condition, beginning at location: 00000000
+000000 00000000 Inaccessible storage.
GPREG STORAGE:
Storage around GPR 0 (00675318)
+0000 00675318  00000000 00672018 00675FB0 83A44DA8 03A46BF0 0000001F 00675764 00675BF8
Storage around GPR 1 (00675280)
+0000 00675280 00675278 00000000 10000000 006751E8 00000000 00000000 00000000 00000000
Storage around GPR 2 (00675288)
+0000 00675288 10000000 006751E8 00000000 00000000 00000000 00000000 00000000 00000000
Storage around GPR 3 (80500206)
+0000 00500206 5840C1F4 5010D088 5870D088 58607000 5870302E 58F47000 05EF50F0 600058D0
Storage around GPR 4 (00698A18)
+0000 00698A18 00000000 00000000 9985A2A4 93A34096 864086A4 95838140 7E406C84 15000000
Storage around GPR 5 (00698A20)
+0000 00698A20 9985A2A4 93A34096 864086A4 95838140 7E406C84 15000000 00697000 00000148
Storage around GPR 6 (00675278)
+0000 00675278 00000000 00000000 00675278 00000000 10000000 006751E8 00000000 00000000
Storage around GPR 7 (00000000)
+0000 00000000 Inaccessible storage.
Storage around GPR 8 (00500238)
+0000 00500238 01000001 005000F8 005005C0 00000000 00000008 00000000 005005E8 005005F0

```

```

Storage around GPR 9 (80000000)
+0000 00000000 Inaccessible storage.
Storage around GPR10 (839FD072)
+0000 039FD072 90ECD00C 41F0A00C 50F0D010 47F0F042 14CEB010 039FD09C 00000000 00000110
Storage around GPR10 (839FD072) (24-bit)
+0000 009FD072 00000000 00000000 00000000 00000000 00000000 00000000 00000000 00000000
Storage around GPR11 (801C6F68)
+0000 001C6F68 47F0F014 00C3C5C5 000000C0 00000238 47F0F001 90E1D00C 904CD024 18BF5800
Storage around GPR12 (00657F60)
+0000 00657F60 00000800 00000000 00675000 00695000 00000000 00000000 00000000 00000000
Storage around GPR13 (00675288)
+0000 00675288 10000000 006751E8 00000000 00000000 00000000 00000000 00000000 00000000
Storage around GPR14 (80500220)
+0000 00500220 50F06000 58D0D004 58E0D00C 9827D01C 051E0707 00000000 01000001 005000F8
Storage around GPR15 (00000000)
+0000 00000000 Inaccessible storage.

```

Parameters, Registers, and Variables for Active Routines:
CEEHDSP (DSA address 00672018):

```

Saved Registers:
GPR0.... 006726EC GPR1.... 006723BC GPR2.... 83AA5B48 GPR3.... 00000008
GPR4.... 006724B7 GPR5.... 03AA61C0 GPR6.... 03AA65B4 GPR7.... 00673017
GPR8.... 03AA55B5 GPR9.... 03AA45B6 GPR10.... 03AA35B7 GPR11.... 83AA25B8
GPR12.... 00657F60 GPR13.... 00672018 GPR14.... 80662EF6 GPR15.... 83A40D40

```

GPREG STORAGE:

```

Storage around GPR 0 (006726EC)
+0000 006726EC E9D4C3C8 00D80001 00675318 00675280 00675288 80500206 00698A18 00698A20

```

RUN-TIME OPTIONS REPORT ASSOCIATED WITH DUMP FOR ENCLAVE : main
LAST WHERE SET OPTION

```

-----
Installation default ABPERC(NONE)
Installation default ABTERMENC(ABEND)
Installation default NOAIXBLD
Installation default ALL31(OFF)
Installation default ANYHEAP(16384,8192,ANYWHERE,FREE)
Installation default BELOWHEAP(8192,4096,FREE)
Installation default CBLLOPTS(ON)
Installation default CBLPSPPOP(OFF)
Installation default CHECK(OFF)
Non-overrideable COUNTRY(US)
Installation default NODEBUG
Installation default DEPTHCONDLMT(10)
Installation default ENVAR("")
Installation default ERRRCOUNT(20)
Installation default HEAP(32768,32768,ANYWHERE,KEEP,8192,4096)
Installation default HEAPCHK(OFF,1,0)
Installation default LIBSTACK(12288,4096,FREE)
Installation default MSGFILE(SYSLST)
Installation default MSGQ(15)
Installation default NATLANG(ENU)
Installation default RETZERO(OFF)
Installation default RPTOPTS(OFF)
Installation default RPTSTG(OFF)
Installation default NORTEREUS
Installation default STACK(131072,131072,BELOW,KEEP)
Assembler user exit STORAGE(00,NONE,NONE,32768)
Invocation command TERMTHDACT(DUMP,96)
Installation default NOTEST(ALL,"*","PROMPT","")
Installation default TRACE(OFF,4096,DUMP,LE=0)
Installation default TRAP(ON,MAX)
Installation default UPSI(00000000)
Installation default NOUSRHDLR()
Installation default XUFLOW(AUTO)

```

2. Find the branch instructions for `func_a` in the listing in [Figure 52](#) on page 84. Notice the `BALR r14,r15` instruction at offset `X'00000126'`. This branch is part of the instruction `*aa = func_ptr();`

```

0000C0          91  funca   DS    0F
0000C0  47F0  F026    92          B    38(,r15)
0000DC  41E0  F03A    93          LA   r14,58(,r15)
0000E0  58F0  C074    94          L    r15,116(,r12)
0000E4  07FF          95          BR   r15
0000E6  90E7  D00C    96          STM  r14,r7,12(r13)
0000EA  5820  D04C    97          L    r2,76(,r13)
0000EE  4100  2090    98          LA   r0,144(,r2)
0000F2  5500  C00C    99          CL   r0,12(,r12)
0000F6  4720  F01C   100         BH   28(,r15)
0000FA  58F0  D048   101         L    r15,72(,r13)
0000FE  90F0  2048   102         STM  r15,r0,72(r2)
000102  9210  2000   103         MVI  0(r2),16
000106  50D0  2004   104         ST   r13,4(,r2)
00010A  18D2          105         LR   r13,r2
00010C  0530          106         BALR r3,r0
00010E          End of Prolog
00010E  5840  C1F4   108         L    r4,500(,r12)
000112  5010  D088   109         ST   r1,136(,r13)
                                *   }
000113 |         *   void funca(int* aa) {
000114 |         *       *aa = func_ptr();
000116  5870  D088   113         L    r7,136(,r13)
00011A  5860  7000   114         L    r6,0(,r7)
00011E  5870  ****   115         L    r7,=0(func_ptr)
000122  58F4  7000   116         L    r15,0(r4,r7)
000126  05EF          117         BALR r14,r15
000128  50F0  6000   118         ST   r15,0(,r6)
00015 |         *       return;

```

Figure 52. Pseudo Assembly Listing

- Find the offset of FUNC@PTR in the Writable Static Map, shown in Figure 53 on page 84, as produced by the prelinker.

```

:
=====
|                                     Writable Static Map                                     |
=====
OFFSET    LENGTH  FILE ID  INPUT NAME
:
0         4       00001   func_ptr
8         18      00001   @STATIC
:

```

Figure 53. Writable Static Map

- Add the offset of FUNC@PTR (X'00000000') to the WSA address (X'0068EA18'). The result (X'0068EA18') is the address of the function pointer `func_ptr` in the writable static storage area within the heap. This value is 0, indicating the variable is uninitialized.

Figure 54 on page 84 shows the sections of the CAA and heap from the dump.

```

:
C CAA information :
C Specific CTHD..... 0068E548
C Specific CEDB..... 0068D028
:
WSA address.....0068EA18
:
ENCLAVE STORAGE:
Initial (User) Heap
+000000 0068D000 C8C1D5C3 00657480 00657480 00000000 0068D000 0068ED68 00008000 00006298 |HANC.....q|
:
+0019E0 0068E9E0 FFFFFFFF FFFFFFFF 03CB9694 03CB9694 03CB9694 03CB9694 03CB9640 E0BDADD0 |.....om..om..om..o...|
+001A00 0068EA00 C05FA15A 7B4F5B7C 79000000 00000000 0068D000 00000028 00000000 00000000 |.^!#|$.....|
+001A20 0068EA20 9985A2A4 93A34096 864086A4 95838140 7E406C84 15000000 0068D000 00000148 |result of funca = %d.....|
:

```

Figure 54. CAA and Enclave Storage Information in Dump

Debugging With Bad Branch Information

From LE/VSE V1R4.7 onwards, you can use the additional functionality described in this topic to debug when an "application bad branch" results in a failure.

"Bad branch" information might be extracted by the run-time routines that produce a dump. Such information is provided in the:

- Section of the dump that is contained under "Condition Information for Active Routine" .
- Initial condition information message.

If the BEAR (breaking event address register) feature is active on the IBM processor being used, LE/VSE will use this feature to produce the appropriate bad branch information. If the BEAR feature is not active, the DSA information will be used in an attempt to produce invalid branch details.

Figure 55 on page 85 shows a sample using the same simple C program above when compiled with the TEST(,SYM) option.

```
CEE3201S The system detected an operation exception.
From compile unit DD:SYSIPT at entry point funca at compile unit offset -00500370 at address 00000000.
Possible Bad Branch: Statement: 14 Offset: +0000006A
```

Figure 55. Message Generated When Using TEST(,SYM) Option

In addition to Figure 55 on page 85, the same information will be shown in the "Condition Information for Active Routines" dump section, as shown in Figure 56 on page 85:

```
Condition Information for Active Routines
Condition Information for DD:SYSIPT (DSA address 0052A288)
CIB Address: 00527508
Current Condition:
CEE3201S The system detected an operation exception.
Location:
Program Unit: DD:SYSIPT Entry: funca Statement: . Offset: +00000000
Possible Bad Branch: Statement: 14 Offset: +0000006A
```

Figure 56. Condition Information for Active Routines When Using TEST(,SYM) Option

The output information of Figure 56 on page 85 shows that a bad branch was detected from line number 14 in entry point funca. A review of the program listing for Figure 56 on page 85 produces this information:

```
LINE  STMT
      *...+...1...+...2...+...3...+...4...+.
1     | #include <stdio.h>
2     | #include <stdlib.h>
3     | #include <errno.h>
4     | #include <signal.h>
5     | void funca(int* aa);
6     | int (*func_ptr)(void)=0;
7     | int main(void) {
8     |     int aa;
9     |     1 | funca(&aa);
10    |     2 | printf("result of funca = %d\n",aa);
11    |     3 | return;
12    |     }
13    | void funca(int* aa) {
14    |     4 | *aa = func_ptr();
15    |     5 | return; 16 | }
```

Line number 14 of the above program listing shows a call to an unresolved func_ptr. This results in the operation exception. We can see this func_ptr as unresolved by using this variable information that is contained in the LE-formatted dump:

```
Enclave variables:
DD:SYSIPT:>func_ptr
```

signed int (*) (void)

0x0

Chapter 5. Debugging COBOL Routines

This topic provides information for debugging applications that contain one or more COBOL routines. The topic includes information about:

- Determining the source of error
- Generating COBOL listings and the LE/VSE dump
- Finding COBOL information in a dump
- Debugging example for COBOL routines

Determining the Source of Error

The following sections describe tasks that you can perform to determine the source of error in your COBOL routine, and explain how the use of features such as the DISPLAY statement, *scope terminators*, declaratives, and file status keys can simplify the process of debugging COBOL routines. The following methods for determining errors are covered:

- Tracing routine logic
- Finding and handling input/output errors
- Validating data
- Assessing switch problems
- Generating information about procedures

Tracing Routine Logic

You can add DISPLAY statements to help you trace through the logic of the routine in a non-CICS environment. If, for example, you determine that the problem appears in an EVALUATE statement or in a set of nested IF statements, DISPLAY statements in each path tell you how the logic flows. You can also use DISPLAY statements to show you the value of interim results.

For example, to check logic flow, you might insert:

```
    DISPLAY "ENTER CHECK PROCEDURE".  
    :  
    (checking procedure routine)  
    :  
    DISPLAY "FINISHED CHECK PROCEDURE".
```

to determine whether you started and finished a particular routine. After you are sure that the routine works correctly, put asterisks in position 7 of the DISPLAY statement lines to convert them to comment lines. See [IBM COBOL for VSE/ESA Language Reference](#) for a detailed description of the DISPLAY statement.

Scope terminators can also help you trace the logic of your routine because they clearly indicate the end of a statement. See [IBM COBOL for VSE/ESA Programming Guide](#) for a detailed description of scope terminators.

LE/VSE also provides the optional additional feature CEETRACE, which can be used to trace *program statement execution*.

You can download the CEETRACE tool from this URL:

<http://www.ibm.com/servers/eserver/zseries/zvse/downloads/tools.html>

The file you download includes the documentation containing details of:

- how to activate the CEETRACE feature,
- which compile options are required to trace your application program,

Note: Before you run the routine in production, delete all debugging aids and recompile the routine. The routine runs more efficiently and uses less storage.

Finding Input/Output Errors

VSAM file status keys can help you determine whether routine errors are due to the logic of your routine or are I/O errors occurring on the storage media.

To use file status keys as a debugging aid, include a test after each I/O statement to check for a value other than 0 in the status key. If the value is other than 0, you can expect to receive an error message. You can use a nonzero value as an indication to look at the way the I/O procedures in the routine were coded. You can also include procedures to correct the error based on the status key value.

The status key values and their associated meanings are described in [IBM COBOL for VSE/ESA Language Reference](#)

Handling Input/Output Errors

If you have determined that the problem lies in one of the I/O procedures in your routine, you can include the USE EXCEPTION/ERROR declarative to help debug the problem. If the file does not open, the appropriate EXCEPTION/ERROR declarative is activated. You can specify the appropriate declarative for the file or for the different open attributes—INPUT, OUTPUT, I/O, or EXTEND.

Code each USE AFTER STANDARD ERROR statement in a separate section. Code this section immediately after the Declarative Section keyword of the Procedure Division. See the rules for coding these statements in [IBM COBOL for VSE/ESA Language Reference](#)

Validating Data (Class Test)

If you suspect that your routine is trying to perform arithmetic on nonnumeric data or is somehow receiving the wrong type of data on an input record, you can use the class test to validate the type of data. See [IBM COBOL for VSE/ESA Programming Guide](#) for a detailed discussion of how to use the class test to check for incompatible data.

Assessing Switch Problems

Using INITIALIZE or SET statements to initialize a table or variable is useful when you suspect that a problem is caused by residual data left in those fields. If your problem occurs intermittently and not always with the same data, the problem could be that a switch is not initialized, but is generally set to the right value (0 or 1). By including a SET statement to ensure that the switch is initialized, you can determine whether or not the uninitialized switch is the cause of the problem. See [IBM COBOL for VSE/ESA Programming Guide](#) for a detailed discussion of how to use the INITIALIZE and SET statements.

Generating Information about Procedures

You can use debugging lines in your source programs to generate debugging information. Debugging lines are placed in your program anywhere after the OBJECT-COMPUTER paragraph, and are identified by a 'D' in position 7. Debugging lines allow you, for example, to check the value of a data-name at certain points in a procedure.

You can also use debugging statements in your source programs to generate debugging information. Debugging statements are coded in the Declarative Section of the Procedure Division. You can use the USE FOR DEBUGGING declarative to include debugging statements in a COBOL routine and specify when they should run. Use these statements to generate information about your routine and how it is running.

For example, to check how many times a procedure is run, include a debugging procedure in the USE FOR DEBUGGING declarative, adding 1 to a counter each time control passes to that procedure.

Code each USE FOR DEBUGGING declarative in a separate section in the Declarative Section of the Procedure Division. See the rules for coding them in [IBM COBOL for VSE/ESA Language Reference](#)

To use debugging lines and statements in your routine, you must include both:

- WITH DEBUGGING MODE in the SOURCE-COMPUTER paragraph in the Environment Division
- The DEBUG run-time option

With USE FOR DEBUGGING, the TEST compile-time option must have the NONE suboption specified or the NOTEST compile-time option must be specified.

Note: The TEST compile-time option and the DEBUG run-time option are mutually exclusive, with DEBUG taking precedence.

The adding-to-a-counter technique can be used as a check for:

- How many times a PERFORM ran. This shows you whether the control flow you are using is correct.
- How many times a loop routine actually runs. This tells you whether the loop is running and whether the number you have used for the loop is accurate.

Figure 57 on page 89 shows how to use the DISPLAY statement and the USE FOR DEBUGGING declarative to test a routine.

```

Environment Division
Source Computer . . . With Debugging Mode.
:
Data Division.
:
File Section.

Working-Storage Section.

    /*(among other entries you would need:)*/*
01 Trace-Msg      PIC X(30)
                   Value " Trace for Procedure-Name : ".
01 Total          PIC 99 Value Zeros.

    /*(balance of Working-Storage Section)*/*

Procedure Division.
Declaratives.
Debug-Declar Section.
    Use For Debugging On 501-Some-Routine.
Debug-Declar-Paragraph.
    Display Trace-Msg, Debug-Name, Total.
Debug-Declar-End.
    Exit.

End Declaratives.

Begin-Program Section.
:
    Perform 501-Some-Routine.

    /*(within the module where you want to test, place:)*/*

    Add 1 To Total

    /*(whether you put a period at the end depends on */
    /* where you put this statement.)          */

```

Figure 57. Example of Using the WITH DEBUGGING MODE Clause

In the example in Figure 57 on page 89, portions of a routine are shown to illustrate the kind of statements needed to use the USE FOR DEBUGGING declarative. The DISPLAY statement specified in the Declarative Section issues the:

```
Trace For Procedure-Name : 501-Some-Routine nn
```

message every time the PERFORM 501-SOME-ROUTINE runs. The total shown, *nn*, is the value accumulated in the data item named TOTAL.

Another use for the DISPLAY statement technique shown above is to show the flow through your routine. You do this by changing the USE FOR DEBUGGING declarative in the Declaratives Section to:

USE FOR DEBUGGING ON ALL PROCEDURES.

and dropping the word TOTAL from the DISPLAY statement.

Using COBOL Listings

When you are debugging, you can use one or more of the following listings:

- Sorted Cross-Reference listing
- Data Map listing
- Verb Cross-Reference listing
- Procedure Division listings

This section gives an overview of each of these listings and specifies the compile-time option you use to obtain each listing. For a detailed description of available listings, sample listings, and a complete description of COBOL compile-time options, see [IBM COBOL for VSE/ESA Programming Guide](#)

Table 32. Contents of Listing and Associated Compile-Time Options

Name	Compile-Time Option	Function
Sorted Cross-Reference Listings	XREF	Provides sorted cross-reference listings of DATA DIVISION, PROCEDURE DIVISION, and routine names. The listings provide the location of all references to this information.
Data Map Listing	MAP	Provides information about the locations of all DATA DIVISION items and all implicitly declared variables. This option also supplies a nested routine map, which indicates where the routines are defined and provides routine attribute information.
Verb Cross-Reference Listing	VBREF	Produces an alphabetic listing of all the verbs in your routine and indicates where each is referenced.
Procedure Division Listings	LIST	<p>Tells the COBOL compiler to generate a listing of the PROCEDURE DIVISION along with the assembler coding produced by the compiler. The list output includes the assembler source code, a map of the task global table (TGT), information about the location and size of WORKING-STORAGE and control blocks, and information about the location of literals and code for <i>dynamic storage</i> usage.</p> <p>Instead of the full PROCEDURE DIVISION listing with assembler expansion information, you can use the OFFSET compile-time option to get a condensed listing that provides information about the routine verb usage, global tables, WORKING-STORAGE, and literals. The OFFSET option takes precedence over the LIST option. That is, OFFSET and LIST are mutually exclusive; if you specify both, only OFFSET takes effect.</p>

Generating an LE/VSE Dump of a COBOL Routine

Note: From LE/VSE 1.4.2 onwards, dumps taken with run-time option TER(UADUMP . . .) or TER(DUMP . . .) are capable of generating a run-time options report, *independently* of the setting for RPTOPTS(ON|OFF). For an example, see [Figure 71](#) on page 102.

Consider the two sample routines shown in Figure 58 on page 91 and Figure 59 on page 92. In the examples, routine COBDUMP1 calls COBDUMP2 (sequence number COB00330 in COBDUMP1), which in turn calls the LE/VSE dump service CEE5DMP (sequence number COB00400 in COBDUMP2).

```
IDENTIFICATION DIVISION.                                COB00010
PROGRAM-ID. COBDUMP1.                                  COB00020
AUTHOR. USER NAME                                     COB00030
                                                       COB00040
ENVIRONMENT DIVISION.                                  COB00050
INPUT-OUTPUT SECTION.                                 COB00060
FILE-CONTROL.                                         COB00070
  SELECT SEQ-FILE1                                     COB00080
  ASSIGN TO S-SYSFILE1                                 COB00090
  ORGANIZATION IS SEQUENTIAL.                         COB00100
                                                       COB00110
DATA DIVISION.                                        COB00120
FILE SECTION.                                         COB00130
FD SEQ-FILE1 IS GLOBAL                                COB00140
  RECORDING MODE V.                                  COB00150
01 GLOBAL-REC1.                                       COB00160
  05 G1-OBJ1 PIC 9.                                   COB00170
                                                       COB00180
WORKING-STORAGE SECTION.                              COB00190
01 SOME-WORKINGSTG.                                   COB00200
  05 SUB-LEVEL PIC X(80).                             COB00210
                                                       COB00220
01 SALARY-RECORDA.                                    COB00230
  02 NAMEA PIC X(10).                                  COB00240
  02 DEPTA PIC 9(4).                                   COB00250
  02 SALARYA PIC 9(6).                                 COB00260
                                                       COB00270
PROCEDURE DIVISION.                                    COB00280
START-SEC.                                             COB00290
  DISPLAY "STARTING TEST COBDUMP1".                   COB00300
  MOVE "THIS IS IN WORKING STORAGE" TO SUB-LEVEL.     COB00310
  CALL "COBDUMP2" USING SALARY-RECORDA.               COB00320
  DISPLAY "END OF TEST COBDUMP1"                      COB00330
  STOP RUN.                                           COB00340
  END PROGRAM COBDUMP1.                                COB00350
                                                       COB00360
```

Figure 58. COBOL Routine COBDUMP1 Calling COBDUMP2

```

IDENTIFICATION DIVISION.                                COB00010
PROGRAM-ID. COBDUMP2.                                  COB00020
AUTHOR. USER NAME                                     COB00030
                                                       COB00040
ENVIRONMENT DIVISION.                                  COB00050
INPUT-OUTPUT SECTION.                                 COB00060
FILE-CONTROL.                                         COB00070
    SELECT OPTIONAL IOFSS1 ASSIGN AS-ESDS1DD          COB00080
    ORGANIZATION SEQUENTIAL ACCESS SEQUENTIAL.        COB00090
                                                       COB00100
DATA DIVISION.                                        COB00110
FILE SECTION.                                         COB00120
FD IOFSS1 GLOBAL.                                     COB00130
    1 IOFSS1R PIC X(40).                              COB00140
                                                       COB00150
WORKING-STORAGE SECTION.                              COB00160
    01 Temp4.                                         COB00170
        05 a-1 occurs 2 times.                        COB00180
            10 a-2 occurs 2 times.                    COB00190
                15 a-3v pic x(3).                     COB00200
                15 a-6 Picture x(3).                  COB00210
    77 DMPTITLE PIC X(80).                             COB00220
    77 OPTIONS PIC X(255).                             COB00230
    77 FC PIC X(12).                                   COB00240
                                                       COB00250
LINKAGE SECTION.                                       COB00260
    01 SALARY-RECORD.                                  COB00270
        02 NAME PIC X(10).                             COB00280
        02 DEPT PIC 9(4).                               COB00290
        02 SALARY PIC 9(6).                             COB00300
                                                       COB00310
PROCEDURE DIVISION USING SALARY-RECORD.               COB00320
START-SEC.                                             COB00330
    DISPLAY "STARTING TEST COBDUMP2"                  COB00340
    MOVE "COBOL/VSE DUMP" TO DMPTITLE.                 COB00350
    MOVE "XXX" TO a-6(1, 1).                           COB00360
    MOVE "YYY" TO a-6(1, 2).                           COB00370
    MOVE "ZZZ" TO a-6(2, 1).                           COB00380
    MOVE " BLOCKS STORAGE PAGE(55) FILES" TO OPTIONS. COB00390
    CALL "CEE5DMP" USING DMPTITLE, OPTIONS, FC.         COB00400
    DISPLAY "END OF TEST COBDUMP2"                     COB00410
    GOBACK.                                             COB00420
END PROGRAM COBDUMP2.                                  COB00430

```

Figure 59. COBOL Routine COBDUMP2 Calling the LE/VSE Dump Service

The call in routine COBDUMP2 to CEE5DMP generates an LE/VSE dump, shown in Figure 60 on page 92. The dump includes a traceback section, which shows the names of both routines; a section on register usage at the time the dump was generated; and a variables section, which shows the stack frame and variable values for each routine. Character fields in the dump are indicated by single quotes. For an explanation of these sections of the dump, see “Finding COBOL Information in a Dump” on page 94.

Figure 60. Sections of the LE/VSE Dump Called from COBDUMP2

```

CEE5DMP V1 R4.2: COBOL/VSE DUMP                                07/27/01 1:50:17 PM
PAGE: 1

CEE5DMP CALLED BY PROGRAM UNIT COBDUMP2 AT STATEMENT 40 (OFFSET +000003EE).

REGISTERS ON ENTRY TO CEE5DMP:

PM..... 0000
GPR0..... 006B296C GPR1..... 006B29D0 GPR2..... 006B62E0 GPR3..... 006B61E0
GPR4..... 005027F0 GPR5..... 006B2038 GPR6..... 0065D1AC GPR7..... 00000000
GPR8..... 0065DA70 GPR9..... 006B6178 GPR10..... 005028CC GPR11..... 00502A70
GPR12..... 00657E48 GPR13..... 006B2828 GPR14..... 8067FE00 GPR15..... 83A01D68
FPR0..... 40404040 40404040 FPR2..... 40404040 40404040
FPR4..... 40404040 40404040 FPR6..... 40404040 40404040
:
GPREG STORAGE:
STORAGE AROUND GPR 0 (006B2170)
-0020 006B2150 00000000 00000000 00000000 00000000 006B6038 006B6070 00000000 00000000
|.....&.....|
+0000 006B2170 006B0588 00000000 005004AC 07FE07FE 00000000 00000000 00001FFF 07FE0000
|..h.....&.....|
+0020 006B2190 00000000 0000C3D6 C2C4E4D4 D7F24040 40404040 40404040 40404040 40404040
|.....COBDUMP2|

```



```

STORAGE AROUND GPR 1 (006B21D8)
-0020 006B21B8 00500354 00500354 006B2210 C0000000 00000000 00000000 006B2310 00000000
|. & . . . . . & . . . . . |
+0000 006B21D8 006B60C0 00000000 006B2038 006B0450 006B2210 006B2310 006B6038 006B6070
|. . . . . & . . . . . |
+0020 006B21F8 006B2000 000001C8 000001C0 00000000 006B6028 006B0440 C6C3C200 01020000
|. . . . . H . . . . . |
:

```

```

STORAGE AROUND GPR15 (005027B8)
-0020 00502798 0050274A 00000000 00000000 00000000 00000000 00502350 00000000 00000000
|. & . . . . . & . . . . . |
+0000 005027B8 47F0F028 00C3C5C5 00000000 00000014 47F0F001 4ACEAC00 00502864 00000000
|. 00 . . . . . 00 . . . . . |
+0020 005027D8 00000000 00000000 90ECD00C 4110F038 98EFF04C 07FF0000 005027B8 005028AC
|. . . . . 0 . q . 0 < . . . . . & . . . . . |

```

INFORMATION FOR ENCLAVE COBDUMP1

INFORMATION FOR THREAD 8000000000000000

REGISTERS ON ENTRY TO CEE5DMP:

```

PM . . . . . 0000
GPR0 . . . . 006B296C GPR1 . . . . 006B29D0 GPR2 . . . . 006B62E0 GPR3 . . . . 006B61E0
GPR4 . . . . 005027F0 GPR5 . . . . 006B2038 GPR6 . . . . 0065D1AC GPR7 . . . . 00000000
GPR8 . . . . 0065DA70 GPR9 . . . . 006B6178 GPR10 . . . . 005028CC GPR11 . . . . 00502A70
GPR12 . . . . 00657E48 GPR13 . . . . 006B2828 GPR14 . . . . 8067FEEE GPR15 . . . . 83A01D68
FPR0 . . . . 40404040 40404040 FPR2 . . . . 40404040 40404040
FPR4 . . . . 40404040 40404040 FPR6 . . . . 40404040 40404040

```

TRACEBACK:

DSA ADDR	PROGRAM UNIT	PU ADDR	PU OFFSET	ENTRY	E ADDR	E OFFSET	STATEMENT	STATUS
006B2828	COBDUMP2	005027B8	+000003EE	COBDUMP2	005027B8	+000003EE	40	CALL
006B2038	COBDUMP1	00500078	+00000394	COBDUMP1	00500078	+00000394	33	CALL

PARAMETERS, REGISTERS, AND VARIABLES FOR ACTIVE ROUTINES:

COBDUMP2 (DSA ADDRESS 006B2828):

SAVED REGISTERS:

```

GPR0 . . . . 006B296C GPR1 . . . . 006B29D0 GPR2 . . . . 006B62E0 GPR3 . . . . 006B61E0
GPR4 . . . . 005027F0 GPR5 . . . . 006B2038 GPR6 . . . . 0065D1AC GPR7 . . . . 00000000
GPR8 . . . . 0065DA70 GPR9 . . . . 006B6178 GPR10 . . . . 005028CC GPR11 . . . . 00502A70
GPR12 . . . . 00657E48 GPR13 . . . . 006B2828 GPR14 . . . . 8067FEEE GPR15 . . . . 83A01D68

```

LOCAL VARIABLES:

13 IOFSS1

FILE SPECIFIED AS: OPTIONAL, ORGANIZATION=VSAM SEQUENTIAL,
ACCESS MODE=SEQUENTIAL, RECFM=FIXED. CURRENT STATUS OF
FILE IS: NOT OPEN, VSAM STATUS CODE=00, VSAM FEEDBACK=000,
VSAM RET CODE=000, VSAM FUNCTION CODE=000.

```

14 01 IOFSS1R X(40) DISP
17 01 TEMP4 AN-GR
18 02 A-1 AN-GR OCCURS 2
19 03 A-2 AN-GR OCCURS 2
20 04 A-3V XXX
SUB(1,1) DISP
SUB(1,2) TO SUB(2,2) ELEMENTS SAME AS ABOVE.
21 04 A-6 XXX
SUB(1,1) DISP 'XXX'
SUB(1,2) 'YYY'
SUB(2,1) 'ZZZ'
SUB(2,2)
22 77 DMPTITLE X(80) DISP 'COBOL/VSE DUMP'
23 77 OPTIONS X(255) DISP 'BLOCKS STORAGE PAGE(55) FILES'

24 77 FC X(12) DISP
27 01 SALARY-RECORD AN-GR
28 02 NAME X(10) DISP
29 02 DEPT 9999 DISP
30 02 SALARY 9(6) DISP

```

COBDUMP1 (DSA ADDRESS 006B2038):

SAVED REGISTERS:

```

GPR0 . . . . 006B2170 GPR1 . . . . 006B21D8 GPR2 . . . . 006B60C0 GPR3 . . . . 0050039A
GPR4 . . . . 005000B0 GPR5 . . . . 006B0188 GPR6 . . . . 0065D1AC GPR7 . . . . 00000000
GPR8 . . . . 0065DA70 GPR9 . . . . 006B6070 GPR10 . . . . 0050018C GPR11 . . . . 00500324
GPR12 . . . . 00657E48 GPR13 . . . . 006B2038 GPR14 . . . . 8050040E GPR15 . . . . 005027B8

```

LOCAL VARIABLES:

14 SEQ-FILE1

FILE SPECIFIED AS: ORGANIZATION=SEQUENTIAL, ACCESS
MODE=SEQUENTIAL, RECFM=VARIABLE. CURRENT STATUS OF FILE
IS: NOT OPEN, SAM STATUS CODE=00.

```

16 01 GLOBAL-REC1 AN-GR
17 02 G1-OBJ1 9 *** Invalid address for this item, no value displayed ***
20 01 SOME-WORKINGSTG AN-GR
21 02 SUB-LEVEL X(80) DISP 'THIS IS IN WORKING STORAGE'

23 01 SALARY-RECORDA AN-GR
24 02 NAMEA X(10) DISP
25 02 DEPTA 9999 DISP
26 02 SALARYA 9(6) DISP

```

Finding COBOL Information in a Dump

In addition to the standard LE/VSE dump format, dumps generated from COBOL routines contain:

- Control block information for active routines
- Storage for each active routine
- Enclave-level data
- Process-level data

Control Block Information for Active Routines

The Control Blocks for Active Routines section of the dump, shown in [Figure 61 on page 95](#), displays the following information for each active COBOL routine:

- Program Message
- COBOL compiler Version, Release, Modification, and User Level
- COBOL control blocks TGT, *CLLE*, *FCB*, *FIB*, and GMAREA

```

PROGRAM COBDUMP2 WAS COMPILED 07/27/01 1:48:57 PM

COBOL VERSION = 01 RELEASE = 01 MODIFICATION = 01      USER LEVEL = '  '
TGT FOR COBDUMP2: 006B2828
+000000 006B2828 00108001 006B2038 00690018 8067FEEF 83A01D68 006B296C 006B29D0 006B62E0
|.....C.....%.....|
+000020 006B2848 006B61E0 005027F0 006B2038 0065D1AC 00000000 0065DA70 006B6178 005028CC
|./..&.0.....J...../..&..|
+000040 006B2868 00502A70 00657E48 F3E3C7E3 00690018 03000000 43030220 006B0188 0065D7EC
|.&...=.3TGT.....,h..P..|
+000060 006B2888 006B29E0 00000001 00000174 80502BA8 00000000 006B6130 00000000 00000000
|.....&.y...../.....|
:
CLLE FOR COBDUMP2: 006B0588
+000000 006B0588 C3D6C2C4 E4D4D7F2 00000100 00000000 84810000 005027B8 006B2828 00500078 |
COBDUMP2.....da...&.....&..|
+000020 006B05A8 00000000 006B26D4 006B27E0 006B0408 006B0000 00000088 C3E2E3D2 00000000
|.....M.....hCSTK.....|
DSA FOR COBDUMP1: 006B2038
+000000 FLAGS.... 0010      member... 8001      BKC..... 00658608  FWC..... 00000000  R14..... 8050040E
+000010 R15..... 005027B8  R0..... 006B2170  R1..... 006B21D8  R2..... 006B60C0  R3..... 0050039A
+000024 R4..... 005000B0  R5..... 006B0188  R6..... 0065D1AC  R7..... 00000000  R8..... 0065DA70
+000038 R9..... 006B6070  R10..... 0050018C  R11..... 00500324  R12..... 00657E48  reserved. F3E3C7E3
+00004C NAB..... 00690018  PNAB..... 03000000  reserved. 65030220 006B0188 0065D7EC 006B21E0
+000064 reserved. 00000001  reserved. 00000064  MODE..... 00000000  reserved. 00000000 006B6028
+000078 reserved. 00000000  reserved. 00000000

PROGRAM COBDUMP1 WAS COMPILED 07/27/01 1:50:13 PM
COBOL VERSION = 01 RELEASE = 01 MODIFICATION = 01      USER LEVEL = '  '
TGT FOR COBDUMP1: 006B2038
+000000 006B2038 00108001 00658608 00000000 8050040E 005027B8 006B2170 006B21D8 006B60C0
|.....f.....&...&.....,Q...-..|
+000020 006B2058 0050039A 005000B0 006B0188 0065D1AC 00000000 0065DA70 006B6070 0050018C
|.&...&.....,h..J.....-..&..|
+000040 006B2078 00500324 00657E48 F3E3C7E3 00690018 03000000 65030220 006B0188 0065D7EC
|.&...=.3TGT.....,h..P..|
+000060 006B2098 006B21E0 00000001 00000064 00000000 00000000 006B6028 00000000 00000000
|.....|
+000080 006B20B8 00657E48 000001A8 00000000 00000000 00000001 00000001 E2E8E2D6 E4E34040
|..=...y.....,SYROUT |
+0000A0 006B20D8 C9C7E9E2 D9E3C3C4 00000000 00000000 00000000 00000000 00000000 00000000 |
IGZSRTCD.....|
+0000C0 006B20F8 00000000 00000000 00000000 00000000 00000000 00000000 00000000 00000000
|.....|
+0000E0 006B2118 00000000 00000000 0050016C 00000001 006B21C4 006B0408 005001F0 006B2174
|.....&.%.....,D.....&.0...|
+000100 006B2138 00500078 00500190 006B21B8 00500188 006B21C0 006B6070 00000000 00000000
|.&...&.....&.h.....|
+000120 006B2158 00000000 00000000 006B6038 006B6070 00000000 00000000 006B0588 00000000
|.....,h.....|
+000140 006B2178 005004AC 07FE07FE 00000000 00000000 00001FFF 07FE0000 00000000 0000C3D6
|.&...CO|
+000160 006B2198 C2C4E4D4 D7F24040 40404040 40404040 40404040 40404040 40404040 00000000 |
BDUMP2.....|
+000180 006B21B8 00500354 00500354 006B2210 C0000000 00000000 00000000 006B2310 00000000
|.&...&.....|
+0001A0 006B21D8 806B60C0 00000000 006B2038 006B0450 006B2210 006B2310 006B6038 006B6070
|.....&.....|
CLLE FOR COBDUMP1: 006B0408
+000000 006B0408 C3D6C2C4 E4D4D7F1 00000100 00000000 94810000 00500078 006B2038 00500078 |
COBDUMP1.....ma...&.....&..|
+000020 006B0428 00000000 00000000 00000000 00000000 006B0000 00000080 00000078 00000000
|.....|
:

```

Figure 61. Control Block Information for Active COBOL Routines

Storage for Each Active Routine

The Storage for Active Routines section of the dump, shown in [Figure 62 on page 96](#), displays the following information for each COBOL routine:

- Routine name
- Contents of the base locators for files, WORKING-STORAGE, the linkage section, variably located areas, and EXTERNAL data.
- Working storage, including the base locator for working storage (BLW) and program class storage

```

:
STORAGE FOR ACTIVE ROUTINES:
COBDUMP2:
  CONTENTS OF BASE LOCATORS FOR FILES ARE:
    0-006B60F8

  CONTENTS OF BASE LOCATORS FOR WORKING STORAGE ARE:
    0-006B6178

  CONTENTS OF BASE LOCATORS FOR THE LINKAGE SECTION ARE:
    1-00000000      2-006B60C0

NO VARIABLY LOCATED AREAS WERE USED IN THIS PROGRAM.

NO EXTERNAL DATA WAS USED IN THIS PROGRAM.

NO INDEXES WERE USED IN THIS PROGRAM.

ESDS1DD (BLF-0): 006B60F8
+000000 006B60F8 00000000 00000000 00000000 00000000 00000000 00000000 00000000 00000000
|.....|
+000020 006B6118 00000000 00000000 00000000 00000000 006B6000 000001D0 000001C8 00000000
|.....,.....H....|

WORKING STORAGE FOR COBDUMP2
BLW-0: 006B6178
+000000 006B6178 000000E7 E7E70000 00E8E8E8 000000E9 E9E90000 00000000 C3D6C2D6 D361E5E2
|...XXX...YYY...ZZZ.....COBOL/VSE|
DUMP +000020 006B6198 C540C4E4 D4D74040 40404040 40404040 40404040 40404040 40404040 40404040 |E
| +000040 006B61B8 40404040 40404040 40404040 40404040 40404040 40404040 40404040 40404040
| +000060 006B61D8 40404040 40404040 40C2D3D6 C3D2E240 E2E3D6D9 C1C7C540 D7C1C7C5 4DF5F55D | BLOCKS
STORAGE PAGE(55)|
FILES +000080 006B61F8 40C6C9D3 C5E24040 40404040 40404040 40404040 40404040 40404040 40404040 |
| +0000A0 006B6218 40404040 40404040 40404040 40404040 40404040 40404040 40404040 40404040
| +0000C0 006B6238 - +00015F 006B62D7 SAME AS ABOVE
+000160 006B62D8 40404040 40404000 00000000 00000000 00000000 00000000 00000000 00000000
|.....|

PROGRAM CLASS STORAGE: 006B6130
+000000 006B6130 000001C8 00000000 00000000 006B2A00 00000000 00000000 00000000 00000000
|...H.....|
+000020 006B6150 00000000 00000000 E2E8E2D6 E4E34040 00000000 00000000 0E000000 00000000
|.....SYSOUT.....|
+000040 006B6170 0F000000 00000000 000000E7 E7E70000 00E8E8E8 000000E9 E9E90000 00000000
|.....XXX...YYY...ZZZ.....|
+000060 006B6190 C3D6C2D6 D361E5E2 C540C4E4 D4D74040 40404040 40404040 40404040 40404040 |COBOL/VSE
DUMP
:

```

Figure 62. Storage for Active COBOL Routines

Enclave Level Data

The Enclave Storage section of the dump, shown in [Figure 63 on page 97](#), provides the following information:

- RUNCOM enclave control block
- Storage for all run units

```

:
: ENCLAVE CONTROL BLOCKS:
:
:   RUNCOM: 006B0188
:   +000000 006B0188  C3F3D9E4 D5C3D6D4 00000268 00A00040 00657060 00000000 00438000 00000000 |
C3RUNCOM.....|
:   +000020 006B01A8  00000000 00500078 006B0408 00000000 001F9160 00000000 00500078 00000000
|.....&.....j.....&.....|
:   +000040 006B01C8  0065DA70 0065D1AC 00000000 0065D7EC 00000000 00000000 00657E48 00000000
|.....J.....P.....=.....|
:   +000060 006B01E8  00000000 006B2818 006B2038 00000000 00000000 F0F0F0F0 F0F0F0F0 006B27E0
|.....00000000.....|
:
: ENCLAVE STORAGE:
:
:   RUNUNIT CLASS STORAGE: 006B2818
:   +000000 006B2818  000001E0 00000000 00000000 006B0578 00108001 006B2038 00690018 8067FEEF
|.....|
:   +000020 006B2838  83A01D68 006B296C 006B29D0 006B62E0 006B61E0 005027F0 006B2038 0065D1AC |
c.....%...../.....&.0.....J.|
:
:   RUNUNIT CLASS STORAGE: 006B0578
:   +000000 006B0578  00000040 00000000 006B2818 006B23C8 C3D6C2C4 E4D4D7F2 00000100 00000000
|.....HCOBDUMP2.....|
:   +000020 006B0598  84810000 005027B8 006B2828 00500078 00000000 006B26D4 006B27E0 006B0408 |
da...&.....&.....M.....|
:   RUNUNIT CLASS STORAGE: 006B23C8
:   +000000 006B23C8  00000448 00000000 006B0578 006B04C0 C8C1E340 00000100 00000000 00000000
|.....HAT.....|
:   +000020 006B23E8  00000000 00000000 00000000 00000000 00000000 00000000 00000000 00000000
|.....|
:
:   RUNUNIT CLASS STORAGE: 006B04C0
:   +000000 006B04C0  000000B0 00000000 006B23C8 006B2028 00000000 00000000 00000000 00000000
|.....H.....|
:   +000020 006B04E0  00000000 00000000 00000000 00000000 00000000 00000000 00000000 00000000
|.....|
:
:   RUNUNIT CLASS STORAGE: 006B2028
:   +000000 006B2028  000001D0 00000000 006B04C0 006B03F8 00108001 00658608 00000000 8050040E
|.....8.....f.....&..|
:   +000020 006B2048  005027B8 006B2170 006B21D8 006B60C0 0050039A 005000B0 006B0188 0065D1AC
|.&.....Q.....&.....&.....h..J.|
:
:   RUNUNIT CLASS STORAGE: 006B03F8
:   +000000 006B03F8  00000040 00000000 006B2028 00000000 C3D6C2C4 E4D4D7F1 00000100 00000000
|.....COBDUMP1.....|
:   +000020 006B0418  94810000 00500078 006B2038 00500078 00000000 00000000 00000000 00000000 |
ma...&.....&.....|
:

```

Figure 63. Enclave Level Data for COBOL Routines

Process Level Data

This section of the dump, shown in Figure 64 on page 98, displays COBOL process level control blocks *THDCOM*, *COBCOM*, *COBVEC*, and *ITBLK*⁴.

⁴ In a non-CICS environment, the *ITBLK* control block only appears when a VS COBOL II or DOS/VS COBOL routine is active. In a CICS environment, the *ITBLK* control block always appears.

```

PROCESS CONTROL BLOCKS:
THDCOM: 0065DA70
+000000 0065DA70 C3F3E3C8 C4C3D6D4 000001E8 81000000 00000100 00000000 0065D0F8 0065D1AC |
C3THDCOM...Ya.....8..J.|
+000020 0065DA90 006AF188 00000000 C3D6C2C4 E4D4D7F1 00000000 00000000 00000000 00000000
|..1h...COBDUMP1.....|
+000040 0065DAB0 00000000 00000000 00000000 00000000 00000000 00000000 00000000 00000000
|.....|
COBCOM: 0065D0F8
+000000 0065D0F8 C3F3C3D6 C2C3D6D4 00000978 00000000 00000000 00000000 00000000 00000000 |
C3COBCOM.....|
+000020 0065D118 00000000 00000000 00000000 00000000 00000000 00000000 00000000 00000000
|.....|
+000040 0065D138 00000000 00000000 00000000 00000000 00000000 00000000 908100D6 0065D1AC
|.....a.O..J.|
COBVEC: 0065D1AC
+000000 0065D1AC 0065D42C 0065D432 0065D438 0065D43E 0065D444 0065D44A 0065D450 0065D456
|M...M...M...M...M...M...M&..M.|
+000020 0065D1CC 0065D45C 0065D462 0065D468 0065D46E 0065D474 0065D47A 0065D480 0065D486
|..M*.M...M...M>..M...M:..M...Mf|
+000040 0065D1EC 0065D48C 0065D492 0065D498 0065D49E 0065D4A4 0065D4AA 0065D4B0 0065D4B6
|..M...Mk..Mq..M...Mu..M...M...M.|

```

Figure 64. Process Level Control Blocks for COBOL Routines

Debugging Example COBOL Routines

The following examples help demonstrate techniques for debugging COBOL routines. Important areas of the dump output are highlighted. Data unnecessary to debugging has been replaced by ellipses.

Note: These examples were run using the CHECK(ON) run-time option. If the (*default*) CHECK(OFF) run-time option was used, the SSRANGE compile would not have had any effect!.

Subscript Range Error

Figure 65 on page 98 illustrates the error of moving a value outside the range of an array. The COBOLX routine was compiled with LIST, TEST(STMT,SYM), and SSRANGE. The SSRANGE compile-time option causes the compiler to generate code that checks during run time for data that has been stored or referenced outside of its defined area because of incorrect indexing and subscripting. The SSRANGE option takes effect during run time, unless you specify CHECK(OFF) as a run-time option.

The routine was run with TERMTHDACT(TRACE) to generate the traceback information shown in Figure 66 on page 99.

```

CBL LIST,SSRANGE,TEST(STMT,SYM) DX100010
ID DIVISION. DX100020
PROGRAM-ID. COBOLX. DX100030
ENVIRONMENT DIVISION. DX100040
DATA DIVISION. DX100050
WORKING-STORAGE SECTION. DX100060
77 J PIC 9(4) USAGE COMP. DX100070
01 TABLE-X. DX100080
02 SLOT PIC 9(4) USAGE COMP OCCURS 8 TIMES. DX100090
PROCEDURE DIVISION. DX100100
MOVE 9 TO J. DX100110
MOVE 1 TO SLOT (J). DX100120
GOBACK. DX100130

```

Figure 65. COBOLX Example of Moving a Value Outside an Array Range

To understand the traceback information and debug this routine, use the following steps:

1. Locate the current error message in the Condition Information for Active Routines section of the LE/VSE traceback, shown in Figure 66 on page 99. The message is IGZ0006S The reference to table SLOT by verb number 01 on line 000011 addressed an area outside the region of the table. The message indicates that line 11 was the current COBOL statement when the error occurred. For more information about this message, see Chapter 12, "COBOL Run-Time Messages," on page 365.

2. Statement 11 in the traceback section of the dump occurred in routine COBOLX.

```

CEE5DMP V1 R4.2: CONDITION PROCESSING RESULTED IN THE UNHANDLED CONDITION.          07/27/01 1:51:50 PM          PAGE: 1
INFORMATION FOR ENCLAVE COBOLX

INFORMATION FOR THREAD 8000000000000000

TRACEBACK:
 DSA ADDR  PROGRAM UNIT  PU ADDR  PU OFFSET  ENTRY          E ADDR  E OFFSET  STATEMENT  STATUS
0068D018  CEEHDSP      03A58D38  +000032C0  CEEHDSP      03A58D38  +000032C0          CALL
00690528  CEEHSGLT     03A62890  +0000005C  CEEHSGLT     03A62890  +0000005C          EXCEPTION
00690018  IGZCMSG     0066C688  +0000037A  IGZCMSG     0066C688  +0000037A          CALL
00501978  COBOLX      00500078  +0000021C  COBOLX      00500078  +0000021C          11  CALL

CONDITION INFORMATION FOR ACTIVE ROUTINES
CONDITION INFORMATION FOR CEEHSGLT (DSA ADDRESS 00690528)
CIB ADDRESS: 0068D528
CURRENT CONDITION:
IGZ0006S THE REFERENCE TO TABLE SLOT BY VERB NUMBER 01 ON LINE 000011 ADDRESSED AN AREA OUTSIDE THE REGION OF THE TABLE.

LOCATION:
PROGRAM UNIT: CEEHSGLT ENTRY: CEEHSGLT STATEMENT: OFFSET: +0000005C
STORAGE DUMP NEAR CONDITION, BEGINNING AT LOCATION: 03A628DC
+000000 03A628DC F010D20B D0801000 58A0C2B8 58F0A01C 05EFD20B D098B118 41A0D098 50A0D08C |0.K.....B..0...K..q....q&...|

PARAMETERS, REGISTERS, AND VARIABLES FOR ACTIVE ROUTINES:
CEEHDSP (DSA ADDRESS 0068D018):
SAVED REGISTERS:
GPR0..... 0068D704  GPR1..... 0068D3BC  GPR2..... 0068D528  GPR3..... 0068D4D7
GPR4..... 03A5C628  GPR5..... 0068E018  GPR6..... 03A5CD34  GPR7..... 0068E017
GPR8..... 03A5BD35  GPR9..... 03A5AD36  GPR10.... 03A59D37  GPR11.... 83A58D38
GPR12.... 00657E48  GPR13.... 0068D018  GPR14.... 8067FEEE  GPR15.... 83A01D68
GPREG STORAGE:
STORAGE AROUND GPR 0 (0068D704)
-0020 0068D6E4  00000000 00000000 00000000 00000000 00000000 00000000 00000000 00000000 |.....|
+0000 0068D704  E9D4C3C8 00D00001 00690528 006901E8 006901E8 00000000 0067F038 0067F038 |ZMCH.....Y..Y...0...0.|
+0020 0068D724  005001DE 00000005 0065DA70 00501978 0067F038 83A62890 00657E48 00690528 |.&.....&...0.cw...=.....|

CEEHSGLT (DSA ADDRESS 00690528):
SAVED REGISTERS:
GPR0..... 00690528  GPR1..... 006901E8  GPR2..... 006901E8  GPR3..... 00000000
GPR4..... 0067F038  GPR5..... 0067F038  GPR6..... 005001DE  GPR7..... 00000005
GPR8..... 0065DA70  GPR9..... 00501978  GPR10.... 0067F038  GPR11.... 83A62890
GPR12.... 00657E48  GPR13.... 00690528  GPR14.... 8067FEDA  GPR15.... 801FD878
GPREG STORAGE:
STORAGE AROUND GPR 0 (00690528)
-0020 00690508  40404040 40404040 40404040 40404040 40404040 40404040 40404040 40400000 |.....Y.....Q.....Y..Y|
+0000 00690528  00000000 00690018 006905E8 8067FEDA 801FD878 00690528 006901E8 006901E8 |.....0...0.&.....&...0.|
+0020 00690548  00000000 0067F038 0067F038 005001DE 00000005 0065DA70 00501978 0067F038 |.....Y.....Q.....Y..Y|

IGZCMSG (DSA ADDRESS 00690018):
SAVED REGISTERS:
GPR0..... 00690528  GPR1..... 006901E8  GPR2..... 006901E8  GPR3..... 00000000
GPR4..... 0067F038  GPR5..... 0067F038  GPR6..... 005001DE  GPR7..... 00000005
GPR8..... 0065DA70  GPR9..... 00501978  GPR10.... 006B0188  GPR11.... 8066C688
GPR12.... 00657E48  GPR13.... 00690018  GPR14.... 8068344A  GPR15.... 83A62890
GPREG STORAGE:
STORAGE AROUND GPR 0 (00690528)
-0020 00690508  40404040 40404040 40404040 40404040 40404040 40404040 40400000 |.....Y.....Q.....Y..Y|
+0000 00690528  00000000 00690018 006905E8 8067FEDA 801FD878 00690528 006901E8 006901E8 |.....Y.....Q.....Y..Y|

COBOLX (DSA ADDRESS 00501978):
SAVED REGISTERS:
GPR0..... 00690128  GPR1..... 005001DE  GPR2..... 00000010  GPR3..... 0065D1AC
GPR4..... 005000B0  GPR5..... 006B0188  GPR6..... 0065D1AC  GPR7..... 00000000
GPR8..... 0065DA70  GPR9..... 00501B40  GPR10.... 00500174  GPR11.... 00500248
GPR12.... 0050016C  GPR13.... 00501978  GPR14.... 40500296  GPR15.... 8066C688
GPREG STORAGE:
STORAGE AROUND GPR 0 (00690128)
-0020 00690108  00657180 00000000 00000000 00000000 00000000 00000000 00000000 00000000 |.....Fh.....|
+0000 00690128  00101001 00690018 00000078 8066C688 001E0000 00000008 00000000 00000000 |.....|

LOCAL VARIABLES:
 6 77 J          9999 COMP      00009
 7 01 TABLE-X  AN-GR
 8 02 SLOT      9999 OCCURS 8
SUB(1)          COMP      00000
SUB(2) TO SUB(8) ELEMENTS SAME AS ABOVE.

```

Figure 66. Sections of LE/VSE Dump for COBOLX

3. Find the statement on line 11 in the listing for routine COBOLX, shown in Figure 67 on page 100. This statement moves the 1 value to the array SLOT (J).

```

PP 5686-068 IBM COBOL FOR VSE/ESA 1.1.1          DATE 07/27/2001  TIME 13:51:47  PAGE      2
NOWORD
XREF(SHORT)
YEARWINDOW(1900)
ZWB
PP 5686-068 IBM COBOL FOR VSE/ESA 1.1.1          COBOLX  DATE 07/27/2001  TIME 13:51:47  PAGE      3
LINEID  PL SL  ----*A-1-B-+----2-----3-----4-----5-----6-----7-|------8  MAP AND CROSS REFERENCE
/* COBOLX
000001          ID DIVISION.
000002          PROGRAM-ID.  COBOLX.
000003          ENVIRONMENT DIVISION.
000004          DATA DIVISION.
000005          WORKING-STORAGE SECTION.
000006          77 J          PIC 9(4) USAGE COMP.          BLW=0000+000          2C
000007          01 TABLE-X.
000008          02 SLOT PIC 9(4) USAGE COMP OCCURS 8 TIMES.  BLW=0000+008          0CL16
000009          PROCEDURE DIVISION.
000010          MOVE 9 TO J.
000011          MOVE 1 TO SLOT (J).          6
000012          GOBACK.          8 6
:

```

Figure 67. COBOLX Listing

- Find the values of the local variables in the Arguments, Registers, and Variables for Active Routines section of the traceback, shown in Figure 66 on page 99. J, which is of type PIC 9(4) with usage COMP, has a 9 value. J is the index to the array SLOT.

Note: The array SLOT contains eight positions. When the routine tries to move a value into the J or 9th element of the 8-element array named SLOT, the error of moving a value outside the area of the array occurs.

Calling a Nonexistent Subroutine

Figure 68 on page 100 demonstrates the error of calling a nonexistent subroutine in a COBOL routine. In this example, the routine COBOLY was compiled with the compile-time options LIST and MAP, and run with the run-time option TERMTHDACT(DUMP). Figure 68 on page 100 shows the routine.

```

CBL  LIST,MAP          DX200010
      ID DIVISION.    DX200020
      PROGRAM-ID.  COBOLY.  DX200030
      ENVIRONMENT DIVISION.  DX200040
      DATA DIVISION.    DX200050
      WORKING-STORAGE SECTION.
      77 SUBNAME PIC X(8) USAGE DISPLAY.  DX200060
      PROCEDURE DIVISION.  DX200070
      MOVE "COBSUB1" TO SUBNAME.  DX200080
      CALL SUBNAME.        DX200090
      GOBACK.              DX200100

```

Figure 68. COBOLY Example of Calling a Nonexistent Subroutine

To understand the traceback information and debug this routine, use the following steps:

- Locate the error message for the current condition under the "Condition Information for Active Routines" section of the dump, shown in Figure 69 on page 101. The message is CEE3501S The phase *phase name* was not found. For more information about this message, see Chapter 8, "LE/VSE Run-Time Messages," on page 143.
- Note the sequence of calls in the Traceback section of the dump. COBOLY called IGZCLNK; IGZCLNK (a COBOL library subroutine used for *dynamic calls*) called IGZCLDL; then IGZCLDL (a COBOL library subroutine used to load routines) attempted to load and call a nonexistent routine. This caused an exception, resulting in a call to CEEHDSP.

This sequence indicates that the exception occurred in IGZCLDL when COBOLY was attempting to make a dynamic call.

Note:

- COBOLY was compiled with the SYM sub-option of the TEST compile-time option.

b. The call statement in COBOLY is located at offset "+0000030C".

Figure 69. Sections of LE/VSE Dump for COBOLY

```
CEE5DMP V1 R4.6: Condition processing resulted in the unhandled condition.          06/26/08 1:18:55 PM          Page: 1
Information for enclave COBOLY
Information for thread 8000000000000000
Traceback:
 DSA Addr  Program Unit  PU Addr  PU Offset  Entry          E Addr  E Offset  Statement  Service  Status
0069E018  CEEHDSP             03AA25B8 +00002BA8 CEEHDSP        03AA25B8 +00002BA8          LE146GA  Call
006A11D0  IGZCLDL             00677568 +00000F4  IGZCLDL        00677568 +00000F4          LE146GA  Exception
006A1018  IGZCLNK             00640200 +00000478 IGZCLNK        00640200 +00000478          LE146GA  Call
005019E0  COBOLY              00500078 +0000030C COBOLY         00500078 +0000030C          9         Call

Condition Information for Active Routines
Condition Information for IGZCLDL (DSA address 006A11D0)
CIB Address: 0069E508
Current Condition:
CEE0198S The termination of a thread was signaled due to an unhandled condition.
Original Condition:
CEE3501S The phase COBSUB1 was not found.
Location:
Program Unit: IGZCLDL Entry: IGZCLDL Statement: Offset: +00000F4
Storage dump near condition, beginning at location: 0067764C
+000000 0067764C 30045060 30085850 C2B81813 58F0501C 05EF47F0 B21A41A0 000850A0 D0D85070 !..&-...&B...0&...0.....&..Q&.!
:
Parameters, Registers, and Variables for Active Routines:
:
```

3. Use the offset of X'0000030C' from the COBOL listing, shown in Figure 70 on page 101, to locate the statement that caused the exception in the COBOLY routine. The offset X'0000030C' is an instruction for statement 9. Statement 9 is a call with the identifier SUBNAME specified.

Note: In the Data Division Map, SUBNAME is at Base Locator for Working Storage (BLW) 0 with offset of 0. This offset points to the SUBNAME value.

Figure 70. COBOLY Listing

```
PP 5686-068 IBM COBOL FOR VSE/ESA 1.1.1          COBOLY          DATE 06/26/2008  TIME 13:18:53  PAGE 3
LINEID  PL SL  -----*A-1-B-----2-----3-----4-----5-----6-----7-!-----8  MAP AND CROSS REFERENCE
/* COBOLY
000001          ID DIVISION.
000002          PROGRAM-ID. COBOLY.
000003          ENVIRONMENT DIVISION.
000004          DATA DIVISION.
000005          WORKING-STORAGE SECTION.
000006          01 SUBNAME PIC X(8) USAGE DISPLAY.
000007          PROCEDURE DIVISION.
000008          MOVE "COBSUB1" TO SUBNAME
000009          CALL SUBNAME.
000010          GOBACK.
*/ COBOLY
PP 5686-068 IBM COBOL FOR VSE/ESA 1.1.1          COBOLY          DATE 06/26/2008  TIME 13:18:53  PAGE 4
AN "M" PRECEDING A DATA-NAME REFERENCE INDICATES THAT THE DATA-NAME IS MODIFIED BY THIS REFERENCE.
DEFINED  CROSS-REFERENCE OF DATA NAMES  REFERENCES
:
6  SUBNAME. . . . . M8 9
:
PP 5686-068 IBM COBOL FOR VSE/ESA 1.1.1          COBOLY          DATE 06/26/2008  TIME 13:18:53  PAGE 11
000298          START          EQU          *          COBOLY
000298          58A0 C018          L          10,24(0,12)          CBL=1
00029C          5890 D124          L          9,292(0,13)          BLW=0
0002A0          D203 D0EC A004          MVC          236(4,13),4(10)          TGTFIXD+236          PGMLIT AT +0
0002A6          9180 D174          TM          372(13),X'80'          IPCB=1
0002AA          58B0 C01C          L          11,28(0,12)          PBL=1
0002AE          4780 B000          BC          8,0(0,11)          GN=5(0002C0)
0002B2          5820 D05C          L          2,92(0,13)          TGTFIXD+92
0002B6          58F0 21CC          L          15,460(0,2)          V(IGZEMSG )
0002BA          4110 A165          LA          1,357(0,10)          PGMLIT AT +353
0002BE          05EF          BALR          14,15
0002C0          GN=5          EQU          *
0002C0          9680 D174          OI          372(13),X'80'          IPCB=1
0002C4          9640 D174          OI          372(13),X'40'          IPCB=1
0002C8          45E0 D134          BAL          14,308(0,13)          TGT TEST INFORMATION AREA +8
0002CC          GN=7          EQU          *
000008          *
000008          MOVE
0002CC          45E0 D136          BAL          14,310(0,13)          TGT TEST INFORMATION AREA +10
0002D0          GN=8          EQU          *
0002D0          D207 9000 A008          MVC          0(8,9),8(10)          SUBNAME          PGMLIT AT +4
000009          CALL
0002D6          45E0 D136          BAL          14,310(0,13)          TGT TEST INFORMATION AREA +10
0002DA          GN=9          EQU          *
0002DA          D207 D188 9000          MVC          392(8,13),0(9)          TS2=0          SUBNAME
0002E0          DC07 D188 A016          TR          392(8,13),22(10)          TS2=0          PGMLIT AT +18
0002E6          D207 D14E D188          MVC          334(8,13),392(13)          TGT TEST INFORMATION AREA +34          TS2=0
0002EC          D215 D156 C000          MVC          342(22,13),0(12)          TGT TEST INFORMATION AREA +34+8          SYSLIT AT +0
0002F2          45E0 D142          BAL          14,322(0,13)          TGT TEST INFORMATION AREA +22
0002F6          12FF          LTR          15,15
0002F8          58B0 C01C          L          11,28(0,12)          PBL=1
0002FC          4770 B04E          BC          7,78(0,11)          GN=10(00030E)
000300          5820 D05C          L          2,92(0,13)          TGTFIXD+92
000304          58F0 205C          L          15,92(0,2)          V(IGZCLNK )
000308          4110 A15C          LA          1,348(0,10)          PGMLIT AT +344
```

```

00030C 05EF          BALR 14,15
00030E          EQU *
00030E 45E0 D134    BAL 14,308(0,13)    TGT TEST INFORMATION AREA +8
000312          EQU *
000010 GOBACK
000312 45E0 D136    BAL 14,310(0,13)    TGT TEST INFORMATION AREA +10
000316          EQU *
000316 45E0 D134    BAL 14,308(0,13)    TGT TEST INFORMATION AREA +8
00031A          EQU *
00031A 58B0 C01C    L 11,28(0,12)      PBL=1
00031E 47F0 B080    BC 15,128(0,11)    GN=1(000340)
000322 45E0 D134    BAL 14,308(0,13)    TGT TEST INFORMATION AREA +8
000326          EQU *
000326 9120 D054    TM 84(13),X'20'    TGTFIXD+84
00032A 58B0 C01C    L 11,28(0,12)      PBL=1
00032E 47E0 B080    BC 14,128(0,11)    GN=1(000340)
000332 5820 D05C    L 2,92(0,13)       TGTFIXD+92
000336 58F0 21CC    L 15,460(0,2)      V(IGZEMSG )
00033A 4110 A14A    LA 1,330(0,10)     PGMLIT AT +326
00033E 05EF          BALR 14,15
000340          EQU *
000340 947F D174    NI 372(13),X'7F'   IPCB=1
000344 9140 D055    TM 85(13),X'40'    TGTFIXD+85

PP 5686-068 IBM COBOL FOR VSE/ESA 1.1.1    COBOLY DATE 06/26/2008 TIME 13:18:53 PAGE 12
000348 47E0 B09A    BC 14,154(0,11)    GN=6(00035A)
00034C 4110 0008    LA 1,8(0,0)
000350 5820 D05C    L 2,92(0,13)       TGTFIXD+92
000354 58F0 2020    L 15,32(0,2)      V(IGZCCTL )
000358 05EF          BALR 14,15
00035A          EQU *
00035A 5820 D05C    L 2,92(0,13)       TGTFIXD+92
00035E 58F0 222A    L 15,548(0,2)     V(IGZETRM )
000362 4110 A13A    LA 1,314(0,10)     PGMLIT AT +310
000366 05EF          BALR 14,15

```

4. The content of the storage at offset 0 of BLW 0 is C3D6C2E2 E4C2F140 in the Storage for Active Routines section of the dump, shown in [Figure 71 on page 102](#). This indicates that the variable SUBNAME was initialized, or the VALUE clause was specified for the identifier.

Figure 71. Storage for Active Routines Section of Dump for COBOLY

```

:
STORAGE FOR ACTIVE ROUTINES:
COBOLY:
NO FILES WERE USED IN THIS PROGRAM.

CONTENTS OF BASE LOCATORS FOR WORKING STORAGE ARE:
0-00501B48

CONTENTS OF BASE LOCATORS FOR THE LINKAGE SECTION ARE:
CEE5DMP V1 R4.2: CONDITION PROCESSING RESULTED IN THE UNHANDLED CONDITION.    DATE 06/26/2008 13:18:53 PM    PAGE: 8
1-00000000

NO VARIABLY LOCATED AREAS WERE USED IN THIS PROGRAM.

NO EXTERNAL DATA WAS USED IN THIS PROGRAM.

NO INDEXES WERE USED IN THIS PROGRAM.

WORKING STORAGE FOR COBOLY
BLW-0: 00501B48
+0000000 00501B48 C3D6C2E2 E4C2F140 00000008 00000000 00501B70 00501B78 00000000 00501BF8 |COBSUB1 .....&...&.....&.8|
:
RUN-TIME OPTIONS REPORT ASSOCIATED WITH DUMP FOR ENCLAVE : COBOLY

LAST WHERE SET      OPTION
-----
Installation default ABPERC(NONE)
Installation default ABTERMENC(ABEND)
Installation default NOAIXBLD
Installation default ALL31(OFF)
Installation default ANYHEAP(16384,8192,ANYWHERE,FREE)
Installation default BELOWHEAP(8192,4096,FREE)
Installation default CBOPTS(ON)
Installation default CBLPSHPOP(OFF)
Installation default CHECK(OFF)
Installation default COUNTRY(US)
Non-overrideable
Installation default NODEBUG
Installation default DEPTHCONDLMT(10)
Installation default ENVAR("")
Installation default ERRRCOUNT(20)
Installation default HEAP(32768,32768,ANYWHERE,KEEP,8192,4096)
Installation default HEAPCHK(OFF,1,0)
Installation default LIBSTACK(12288,4096,FREE)
Installation default MSGFILE(SYSLST)
Installation default MSGQ(15)
Installation default NATLANG(ENU)
Installation default RETZERO(OFF)
Installation default RPTOPTS(OFF)
Installation default RPTSTG(OFF)
Installation default NORTEREUS
Installation default STACK(131072,131072,BELOW,KEEP)
Assembler user exit STORAGE(00,NONE,NONE,32768)
Invocation command TERMTHDACT(DUMP,96)
Installation default NOTEST(ALL,"*","PROMPT","")
Installation default TRACE(OFF,4096,DUMP,LE=0)
Installation default TRAP(ON,MAX)
Installation default UPSI(00000000)

```

When a call to a nonexistent COBOL subroutine is made as a static call, the condition information displayed in the dump may report an "operation exception". In this case, LE/VSE will attempt to report any available "bad branch" information.

- If the BEAR ("breaking event address register") support is active on the IBM processor you are using, LE/VSE will use this feature to report the bad branch.
- If the BEAR support is not active or available, LE/VSE will attempt to use available DSA information to report on where the bad branch occurred.

If available, the "bad branch" information will be reported in the:

- Initial condition information error message.
- "Condition Information for Active Routines" section of the LE/VSE formatted dump.

Divide-by-Zero Error

The following example demonstrates the error of calling an assembler routine that tries to divide by zero. The main routine was:

- compiled with TEST (STMT , SYM) compile-time option, so that at run-time, statement numbers are displayed in the traceback.
- run with the TERMTHDACT (TRACE) run-time option.

[Figure 72 on page 104](#) shows the main COBOL routine (COBOLZ1), which dynamically calls:

- COBOL subroutine (COBOLZ2), which dynamically calls:
 - assembler routine (ASSEMZ3).

Both programs COBOLZ1 and COBOLZ2 were compiled using the DYNAM compile option (so that they are loaded dynamically at run time), and the XREF compile option (so that a detailed view of registers is generated). The use of the XREF option is demonstrated in [Figure 74 on page 107](#).

Note: The application structure shown above, which uses dynamically-called subroutines, requires that each routine is generated as a single phase unit.

[Main Program]

```
ID DIVISION.  
PROGRAM-ID. COBOLZ1.  
ENVIRONMENT DIVISION.  
DATA DIVISION.  
WORKING-STORAGE SECTION.  
77 D-VAL PIC 9(4) USAGE COMP VALUE 0.  
PROCEDURE DIVISION.  
    CALL "COBOLZ2" USING D-VAL.
```

[Subroutine]

```
ID DIVISION.  
PROGRAM-ID. COBOLZ2.  
ENVIRONMENT DIVISION.  
DATA DIVISION.  
WORKING-STORAGE SECTION.  
77 DV-VAL PIC 9(4) USAGE COMP.  
  
LINKAGE SECTION.  
77 D-VAL PIC 9(4) USAGE COMP.  
PROCEDURE DIVISION USING D-VAL.  
    MOVE D-VAL TO DV-VAL.  
    CALL 'ASSEMZ3' USING DV-VAL.  
    GOBACK.
```

[Assembler Routine]

```
ASSEMZ3 CSECT  
ASSEMZ3 AMODE 31  
ASSEMZ3 RMODE ANY  
STM 14,12,12(13) SAVE CALLERS REGS  
LR 12,15 SET BASE REG  
USING ASSEMZ3,12  
LA 2,SAVE CROSS CHAIN SAVE AREAS  
ST 13,4(2) "  
ST 2,8(,13) "  
ST 13,0(,2) "  
LR 13,2 NEW SAVE AREA PTR TO R13  
LA 5,2348 LOW ORDER PART OF QUOTIENT  
SR 4,4 HI ORDER PART OF QUOTIENT  
L 6,0(1) GET POINTER TO DIVISOR  
LA 6,0(6) CLEAR HI BIT  
D 4,0(6) DO DIVISION  
L 13,4(13) CALLERS SAVE AREA PTR TO R13  
RETURN (14,12),RC=0 RETURN TO CALLER  
SAVE DC 9D'0'  
ASSEMZ3 CSECT  
END ASSEMZ3
```

Figure 72. Main COBOLZ1 Routine, COBOLZ2 Subroutine, and ASSEMZ3 Routine

To debug this application, use the following steps:

1. Locate the error message for the current condition in the Condition Information section of the traceback, shown in Figure 68 on page 100. The message is CEE3209S The system detected a fixed-point divide exception.

See Chapter 8, “LE/VSE Run-Time Messages,” on page 143 for additional information about this message.

2. Note the sequence of calls in the call chain in the traceback section:
 - a. COBOLZ1 called IGZCLNK, which is a COBOL library subroutine used for *dynamic calls*.
 - b. IGZCLNK called COBOLZ2.
 - c. COBOLZ2 then called IGZCLNK.
 - d. IGZCLNK attempted to call an unlisted routine. The exception occurred at this point, resulting in a call to CEEHDSP, an LE/VSE condition handling routine.

The call to the unlisted routine occurred at statement 11 of COBOLZ2. The offset is reported as X'00000000' because the routine (in this case, ASSEMZ3) is not LE/VSE-enabled. To calculate the offset, subtract the program unit address from the program status word, then subtract the instruction length code from the result (offset = PSW - PU Addr - ILC). Using this calculation, you can determine that the exception occurred at offset +26 in the unknown routine:

```
(X'6405AA' - X'640580' - X'000004') = X'26'
```

If your system is operating in extended-addressing mode, ignore the high-order bit of the address in the PSW. If your system is operating in 370 mode, ignore the high-order byte of the address in the PSW.

Figure 73. Sections of LE/VSE Dump for Routine COBOLZ1

```
CEE5DMP V1 R4.2: CONDITION PROCESSING RESULTED IN THE UNHANDLED CONDITION.          07/27/01 1:56:25 PM
PAGE: 1

INFORMATION FOR ENCLAVE COBOLZ1

INFORMATION FOR THREAD 8000000000000000

TRACEBACK:
DSA ADDR  PROGRAM UNIT  PU ADDR  PU OFFSET  ENTRY          E ADDR  E OFFSET  STATEMENT  STATUS
0068D018  CEEHDSP             03A58D38 +000032C0 CEEHDSP        03A58D38 +000032C0
006405C0 00640580 +00000000 EXCEPTION
006901B0  IGZCLNK             0067C780 +000003D8 IGZCLNK        0067C780 +000003D8
006B2488  COBOLZ2             006B6000 +00000258 COBOLZ2        006B6000 +00000258      11  CALL
00690018  IGZCLNK             0067C780 +000003D8 IGZCLNK        0067C780 +000003D8
00501918  COBOLZ1             00500078 +000001D8 COBOLZ1        00500078 +000001D8       8  CALL

CONDITION INFORMATION FOR ACTIVE ROUTINES
CONDITION INFORMATION FOR (DSA ADDRESS 006405C0)
CIB ADDRESS: 0068D528
CURRENT CONDITION:
CEE3209S THE SYSTEM DETECTED A FIXED-POINT DIVIDE EXCEPTION.
LOCATION:
PROGRAM UNIT: ENTRY: STATEMENT: OFFSET: +00000000
MACHINE STATE:
ILC..... 0004  INTERRUPTION CODE..... 0009
PSW..... 071D0000 806405AA
GPR0..... 00690348 GPR1..... 006B2620 GPR2..... 006405C0 GPR3..... 006B231C
GPR4..... 00000000 GPR5..... 0000092C GPR6..... 006B9070 GPR7..... 806B6000
GPR8..... 8067CB5C GPR9..... 006B2488 GPR10.... 006B0188 GPR11.... 8067C780
GPR12.... 80640580 GPR13.... 006405C0 GPR14.... 8067CB5A GPR15.... 80640580
STORAGE DUMP NEAR CONDITION, BEGINNING AT LOCATION: 00640596
+000000 00640596 18D24150 092C1B44 58610000 41660000 5D460000 58DD0004 41F00000 58ED000C
|.K.&...../.....).....0.....|

PARAMETERS, REGISTERS, AND VARIABLES FOR ACTIVE ROUTINES:
CEEHDSP (DSA ADDRESS 0068D018):
SAVED REGISTERS:
GPR0..... 0068D704 GPR1..... 0068D3BC GPR2..... 0068D528 GPR3..... 0068D4D7
GPR4..... 03A5C628 GPR5..... 0068E018 GPR6..... 03A5CD34 GPR7..... 0068E017
GPR8..... 03A5BD35 GPR9..... 03A5AD36 GPR10.... 03A59D37 GPR11.... 83A58D38
GPR12.... 00657E48 GPR13.... 0068D018 GPR14.... 8067FEEF GPR15.... 83A01D68
GPREG STORAGE:
STORAGE AROUND GPR 0 (0068D704)
-0020 0068D6E4 00000000 00000000 00000000 00000000 00000000 00000000 00000000 00000000
|. ....@.....D.u/.|
+0000 0068D704 E9D4C3C8 00D00001 00690348 006B2620 006405C0 006B231C 00000000 0000092C |
ZMCH.....|
+0020 0068D724 006B9070 806B6000 8067CB5C 006B2488 006B0188 8067C780 80640580 006405C0
|. ....*.,.h.,.h..G.....|
:
(DSA ADDRESS 006405C0):
SAVED REGISTERS:
GPR0..... 00690348 GPR1..... 006B2620 GPR2..... 006405C0 GPR3..... 006B231C
GPR4..... 00000000 GPR5..... 0000092C GPR6..... 006B9070 GPR7..... 806B6000
GPR8..... 8067CB5C GPR9..... 006B2488 GPR10.... 006B0188 GPR11.... 8067C780
GPR12.... 80640580 GPR13.... 006405C0 GPR14.... 8067CB5A GPR15.... 80640580
GPREG STORAGE:
STORAGE AROUND GPR 0 (00690348)
-0020 00690328 006B7FB0 00656D40 00000000 006B7C08 0069040C 00000000 006903C4 03A4619F
|. ....@.....D.u/.|
+0000 00690348 00001001 0068D018 00690E90 83A059D8 03A07768 0000001F 00690668 00000001
|. ....c..Q.....|
+0020 00690368 00000000 00000004 00690AE8 03A06D63 03A05D64 03A04D65 03A03D66 03A02D67
|. ....Y.....).....|
:
IGZCLNK (DSA ADDRESS 006901B0):
SAVED REGISTERS:
GPR0..... 00690348 GPR1..... 006B2620 GPR2..... 00000000 GPR3..... 006B231C
GPR4..... 006B6169 GPR5..... 006B25C0 GPR6..... 006B0520 GPR7..... 806B6000
GPR8..... 8067CB5C GPR9..... 006B2488 GPR10.... 006B0188 GPR11.... 8067C780
GPR12.... 00657E48 GPR13.... 006901B0 GPR14.... 8067CB5A GPR15.... 80640580
GPREG STORAGE:
```

```

STORAGE AROUND GPR 0 (00690348)
-0020 00690328 006B7FB0 00656D40 00000000 006B7C08 0069040C 00000000 006903C4 03A4619F
|.,,".....@.....D.u/.|
+0000 00690348 00001001 0068D018 00690E90 83A059D8 03A07768 0000001F 00690668 00000001
|.....c.Q.....|
+0020 00690368 00000000 00000004 00690AE8 03A06D63 03A05D64 03A04D65 03A03D66 03A02D67
|.....Y.....)(.....|
:
COBOLZ2 (DSA ADDRESS 006B2488):
SAVED REGISTERS:
GPR0..... 006902C0 GPR1..... 006B6169 GPR2..... 0065D7EC GPR3..... 006B6220
GPR4..... 006B6038 GPR5..... 00690018 GPR6..... 0065D1AC GPR7..... 00000000
GPR8..... 0065DA70 GPR9..... 006B9070 GPR10.... 006B6100 GPR11.... 006B6198
GPR12.... 006B60F4 GPR13.... 006B2488 GPR14.... 806B625A GPR15.... 8067C780
GPREG STORAGE:
STORAGE AROUND GPR 0 (006902C0)
-0020 006902A0 006B0188 8067C780 00657E48 00000000 00000000 006B6177 00000000 006B25C0
|.,.h..G...=...../.....|
+0000 006902C0 006B610C 006B2620 806B6000 00000000 8066F340 00010D34 49C3C5C5 00000000
|./.....3.....CEE....|
+0020 006902E0 006B0534 006902CC 006902D4 0065D0F8 0065D1AC 0065DA70 0065D1AC C1E2E2C5
|.....M...8..J.....J.ASSE|
:
LOCAL VARIABLES:
6 77 DV-VAL          9999 COMP          00000
8 77 D-VAL           9999 COMP          00000
:
IGZCLNK (DSA ADDRESS 00690018):
SAVED REGISTERS:
GPR0..... 006901B0 GPR1..... 00501AA8 GPR2..... 0065D119 GPR3..... 00501AA8
GPR4..... 005001D1 GPR5..... 00501A4C GPR6..... 006B0450 GPR7..... 00500078
GPR8..... 8067CB5C GPR9..... 00501918 GPR10.... 006B0188 GPR11.... 8067C780
GPR12.... 00657E48 GPR13.... 00690018 GPR14.... 8067CB5A GPR15.... 806B6000
GPREG STORAGE:
STORAGE AROUND GPR 0 (006901B0)
-0020 00690190 00000000 00000000 00000000 00000000 00000000 00000000 00000000 00000000
|.....|
+0000 006901B0 00102401 006B2488 006B2620 8067CB5A 80640580 00690348 006B2620 00000000
|.....h.....!.....|
+0020 006901D0 006B231C 006B6169 006B25C0 006B0520 806B6000 8067CB5C 006B2488 006B0188
|...../.....*.,.h.,.h|
:
COBOLZ1 (DSA ADDRESS 00501918):
SAVED REGISTERS:
GPR0..... 00690128 GPR1..... 005001D1 GPR2..... 0065D1AC GPR3..... 00000000
GPR4..... 005000B0 GPR5..... 006B0188 GPR6..... 0065D1AC GPR7..... 00000000
GPR8..... 0065DA70 GPR9..... 00501AE8 GPR10.... 00500174 GPR11.... 00500228
GPR12.... 0050016C GPR13.... 00501918 GPR14.... 50500252 GPR15.... 8067C780
GPREG STORAGE:
STORAGE AROUND GPR 0 (00690128)
-0020 00690108 006B0188 8067C780 00657E48 00000000 00000000 005001DF 00000000 00501A4C
|.,.h..G...=.....&.....&.<|
+0000 00690128 0050017C 00501AA8 00500078 006B7C08 00000000 00000000 00000000 83A6AD68
|.&.@.&.y.&.,.,@.....cw..|
+0020 00690148 006B0464 00690134 0069013C 00000000 00000000 00000000 00000000 C3D6C2D6
|.....COB0|
:
LOCAL VARIABLES:
6 77 D-VAL          9999 COMP          00000

```

- Locate statement 11 in the COBOL listing for the COBOLZ2 routine, shown in [Figure 74 on page 107](#). This is a call to the assembler routine ASSEMZ3.

```

PP 5686-068 IBM COBOL FOR VSE/ESA 1.1.1                COBOLZ2  DATE 07/27/2001  TIME
13:55:40  PAGE      3
LINEID  PL  SL  -----*A-1-B-----2-----3-----4-----5-----6-----7-|-----8  MAP
AND CROSS REFERENCE
/* COBOLZ2
000001          ID DIVISION.
000002          PROGRAM-ID. COBOLZ2.
000003          ENVIRONMENT DIVISION.
000004          DATA DIVISION.
000005          WORKING-STORAGE SECTION.
000006          77  DV-VAL PIC 9(4) USAGE COMP VALUE 0.
BLW=0000+000    2C
000007          LINKAGE SECTION.
000008          77  D-VAL PIC 9(4) USAGE COMP.
BLL=0001+000    2C
000009          PROCEDURE DIVISION USING D-VAL.
000010          MOVE D-VAL TO DV-VAL.
000011          CALL 'ASSEMZ3' USING DV-VAL.
000012          GOBACK.
:

```

Figure 74. COBOL Listing for COBOLZ2

4. Check offset +26 in the listing for the assembler routine ASSEMZ3, shown in Figure 75 on page 108.

This shows an instruction to divide the contents of register 4 by the variable pointed to by register 6. You can see the two instructions preceding the divide instruction load register 6 from register 1, and prepare register 6 for the divide. Because of linkage conventions, you can infer that register 1 contains a pointer to a parameter list that passed to ASSEMZ3. Register 6 points to a 0 value because that was the value passed to ASSEMZ3 when it was called by a higher level routine.

Note: To translate assembler instructions, see [System/390® Reference Summary](#)

```

Dictionary
Symbol Type Id Address Length LD ID Flags Alias-of External Symbol
2001/07/27 13.55 Page 2 HLASM R4.0
ASSEMZ3 SD 00000001 00000000 00000088 06

Page 3
Active Usings: None
Loc Object Code Addr1 Addr2 Stmt Source Statement HLASM R4.0
2001/07/27 13.55
000000 000000 00088 1 ASSEMZ3 CSECT
2 ASSEMZ3 AMODE 31
3 ASSEMZ3 RMODE ANY
000000 90EC D00C 0000C 4 STM 14,12,12(13) SAVE CALLERS REGS
000004 18CF 5 LR 12,15 SET BASE REG
R:C 00000 6 USING ASSEMZ3,12
000006 4120 C040 00040 7 LA 2,SAVE CROSS CHAIN SAVE AEREAS
00000A 50D2 0004 00004 8 ST 13,4(2) CROSS CHAIN SAVE AEREAS
00000E 5010 D008 00008 9 ST 1,8(,13) CROSS CHAIN SAVE AEREAS
000012 50D0 2008 00008 10 ST 13,8(,2) CROSS CHAIN SAVE AEREAS
000016 18D2 11 LR 13,2 NEW SAVE AEREA PTR TO R13
000018 4150 092C 0092C 12 LA 5,2348 LOW ORDER PART OF QUOTIENT
00001C 1B44 13 SR 4,4 HI ORDER PART OF QUOTIENT
00001E 5861 0000 00000 14 L 6,0(1) GET POINTER TO DIVISOR
000022 4166 0000 00000 15 LA 6,0(6) CLEAR HI BIT
000026 5D46 0000 00000 16 D 4,0(6) DO DIVISION
00002A 58DD 0004 00004 17 L 13,4(13) CALLERS SAVE AEREA PTR TO R13
18 RETURN (14,12),RC=0 RETURN TO CALLER
19+* SUPERVISOR - RETURN - 5686-032-06
00002E 41F0 0000 00000 20+ LA 15,0 LOAD RETURN CODE
@D51IDMZ 01-RETUR
000032 58ED 000C 0000C 21+ L 14,12+4*(14+2-(14+2)/16*16)
(13) 01-RETUR
000036 980C D014 00014 22+ LM 0,12,12+4*(0+2-(0+2)/16*16)
(13) 01-RETUR
00003A 07FE 23+ BR
14 01-RETUR
00003C 00000000
000040 000000000000000000
000088 00000 00088 25 ASSEMZ3 CSECT
000000 26 END ASSEMZ3
:

```

Figure 75. Listing for ASSEMZ3

5. Check local variables for COBOLZ2 in the Local Variables section of the traceback, shown in Figure 76 on page 108. From the traceback and listings, you know that COBOLZ2 called ASSEMZ3 and passed a parameter in the variable DV-VAL. The two variables DV-VAL and D-VAL have 0 values.

```

:
LOCAL VARIABLES:
   6 77 DV-VAL          9999 COMP          00000
   8 77 D-VAL           9999 COMP          00000
:

```

Figure 76. Variables Section of LE/VSE Dump for COBOLZ2

6. In the COBOLZ2 subroutine, the variable D-VAL is moved to DV-VAL, the parameter passed to the assembler routine. D-VAL appears in the Linkage section of the COBOLZ2 listing, shown in Figure 77 on page 109, indicating that the value passed from COBOLZ1 to COBOLZ2.


```

PP 5686-068 IBM COBOL FOR VSE/ESA 1.1.1                COBOLZ2  DATE 07/27/2001  TIME
13:55:40  PAGE      3
LINEID  PL  SL  -----*A-1-B-----2-----3-----4-----5-----6-----7-|-----8  MAP
AND CROSS REFERENCE
/* COBOLZ2
000001          ID DIVISION.
000002          PROGRAM-ID. COBOLZ2.
000003          ENVIRONMENT DIVISION.
000004          DATA DIVISION.
000005          WORKING-STORAGE SECTION.
000006          77  DV-VAL PIC 9(4) USAGE COMP VALUE 0.
BLW=0000+000    2C
000007          LINKAGE SECTION.
000008          77  D-VAL PIC 9(4) USAGE COMP.
BLL=0001+000    2C
000009          PROCEDURE DIVISION USING D-VAL.
000010          MOVE D-VAL TO DV-VAL.
000011          CALL 'ASSEMZ3' USING DV-VAL.
000012
GOBACK.

```

Figure 77. Listing for COBOLZ2

7. In the Local Variables section of the dump for routine COBOLZ1, shown in Figure 78 on page 109, D-VAL has a 0 value. This indicates that the error causing a fixed-point divide exception in ASSEMZ3 was actually caused by the value of D-VAL in COBOLZ1.

```

:
LOCAL VARIABLES:
6 77 D-VAL          9999 COMP          00000
:

```

Figure 78. Variables Section of LE/VSE Dump for COBOLZ1

Chapter 6. Debugging PL/I Routines

This topic contains information that can help you debug applications that contain one or more PL/I routines. Following a discussion about potential errors in PL/I routines, the first part of this topic discusses how to use compiler-generated listings to obtain information about PL/I routines, and how to use PLIDUMP to generate an LE/VSE dump of a PL/I routine. The last part of the topic provides examples of PL/I routines and explains how to debug them using information contained in the traceback information provided in the dump. The topics covered are listed below.

- Determining errors in PL/I routines
- Using PL/I compiler listings
- Generating an LE/VSE dump of a PL/I routine
- Finding PL/I information in a dump
- Debugging examples for PL/I routines

Determining Errors in PL/I Routines

Most errors in PL/I routines can be identified by the information provided in PL/I run-time messages, which begin with the 'IBM' prefix. For a list of these messages, see [Chapter 11, "PL/I Run-Time Messages,"](#) on page 295.

A malfunction in running a PL/I routine can be caused by:

- Errors in logic in the source routine
- Invalid use of PL/I
- Unforeseen errors
- Invalid input data
- Compiler or run-time routine malfunction
- System malfunction
- Unidentified routine malfunction
- Overlaid storage

Errors in Logic in the Source Routine

Errors of this type are often difficult to detect, and sometimes it may appear as if there has been a compiler or library malfunction.

- Not converting correctly from arithmetic data
- Incorrect arithmetic and string manipulation operations
- Not matching data lists with their format lists

Invalid Use of PL/I

A misunderstanding of the language or a failure to provide the correct environment for using PL/I can result in an apparent malfunction of a PL/I routine.

Any of the following, for example, might cause a malfunction:

- Using uninitialized variables
- Using controlled variables that have not been allocated
- Reading records into incorrect structures
- Misusing array subscripts

- Misusing pointer variables
- Incorrect conversion
- Incorrect arithmetic operations
- Incorrect string manipulation operations

Unforeseen Errors

If an error is detected during run time, and no ON-unit is provided in the routine to terminate the run or attempt recovery, the job terminates abnormally. However, the status of a routine at the point where the error occurred can be recorded by using an ERROR ON-unit that contains the statements:

```
ON ERROR
BEGIN;
ON ERROR SYSTEM;
CALL PLIDUMP;           /* generates a dump */
PUT DATA;             /* displays variables */
GOTO ENDLABEL;        /* handle condition */
END;
```

The statement ON ERROR SYSTEM, contained in the ON-unit, ensures that further errors do not result in a permanent loop.

Invalid Input Data

A routine should contain checks to ensure that any incorrect input data is detected before it can cause the routine to malfunction.

Use the COPY option of the GET statement to check values obtained by stream-oriented input. The values are listed on the file named in the COPY option. If no file name is given, SYSPRINT is assumed.

Compiler or Run-Time Routine Malfunction

If you are certain that the malfunction is caused by a compiler or run-time routine error, see [Appendix A, “Diagnosing Problems with LE/VSE,”](#) on page 419 for information about determining whether the problem has been previously documented and, if not, how to report the problem to IBM. Meanwhile, you can try an alternative way to perform the operation that is causing the trouble. A bypass is often feasible, since the PL/I language frequently provides an alternative method of performing operations.

System Malfunction

System malfunctions include machine malfunctions and operating system errors. System messages identify these malfunctions and errors to the operator.

Unidentified Routine Malfunction

In most circumstances, an unidentified routine malfunction does not occur when using the compiler. If your routine terminates abnormally without an accompanying LE/VSE run-time diagnostic message, it is probable that the error causing the termination also inhibited the production of a message. This might occur:

- If your job control statements are in error, particularly in defining files.
- If your routine overwrites main storage areas containing executable instructions. This can happen if you accidentally do any of the following:
 - Assign a value to a nonexistent array element. For example:

```
DCL ARRAY(10);
:
DO I = 1 TO 100;
ARRAY(I) = VALUE;
```

To detect this type of error in a compiled *module*, enable the SUBSCRIPTRANGE condition so that each attempt to access an element outside the declared range of subscript values raises the SUBSCRIPTRANGE condition. If there is no ON-unit for this condition, a diagnostic message is printed and the ERROR condition is raised. This facility, though expensive in run time and storage space, is a valuable routine-testing aid.

- Use an incorrect *locator* value for a locator (pointer or offset) variable. This type of error can occur if a locator value is obtained by means of record-oriented transmission. Ensure that locator values created in one routine, transmitted to a data set, and subsequently retrieved for use in another routine, are valid for use in the second routine.
- Attempt to free a nonbased variable. This can happen when you free a based variable after its qualifying pointer value has been changed. For example:

```
DCL A STATIC,B BASED (P);
ALLOCATE B;
P = ADDR(A);
FREE B;
```

- Use the SUBSTR pseudovalue to assign a string to a location beyond the end of the target string. For example:

```
DCL X CHAR(3);
I=3;
SUBSTR(X,2,I) = 'ABC';
```

To detect this type of error, enable the STRINGRANGE condition during compilation.

Storage Overlay Problems

If you suspect an error in your PL/I application is a storage overlay problem, check for the following:

- The use of a subscript outside the declared bounds (SUBSCRIPTRANGE)
- An attempt to assign a string to a target with an insufficient maximum length (STRINGSIZE)
- The failure of the arguments to a SUBSTR reference to comply with the rules described for the SUBSTR built-in *function* (STRINGRANGE)
- The loss of significant last high-order (left-most) binary or decimal digits during assignment to an intermediate result or variable or during an input/output operation (SIZE)
- The reading of a variable-length file record into a variable that is too small
- The misuse of a pointer variable
- The invocation of an LE/VSE callable service with fewer arguments than are required

The first four situations are associated with the indicated PL/I conditions, all of which are disabled by default. If you suspect one of these problems exists in your routine, use the appropriate condition prefix on the suspected statement or on the BEGIN or PROCEDURE statement of the containing block.

The fifth situation occurs when you read a data record into a variable that is too small. This type of problem only happens with variable-length files. You can often isolate the problem by examining the data in the file information and buffer.

The sixth situation occurs when you misuse a pointer variable. This type of storage overlay is particularly difficult to isolate. There are a number of ways pointer variables can be misused:

- When a READ statement runs with the SET option, a value is placed in a pointer. If you then run a WRITE statement or another READ SET option with another pointer, you overlay your storage if you try to use the original pointer.
- When you try to use a pointer to address storage that has already been freed, you can also cause a storage overlay.
- When you attempt to use a pointer set with the ADDR built-in function as a base for data with different attributes, you can cause a storage overlay.

The last situation occurs when an LE/VSE callable service is passed fewer arguments than its interface requires. The following example might cause a storage overlay because LE/VSE assumes that the fourth item in the argument list is the address of a feedback code, when in reality it could be residue data pointing anywhere in storage.

```
DCL CEEDATE ENTRY OPTIONS(ASM);
CALL CEEDATE(x,y,z);      /* invalid */
```

These examples illustrate valid calls:

```
DCL CEEDATE ENTRY(*,*,*,* OPTIONAL) OPTIONS(ASM);
CALL CEEDATE(x,y,z,*);    /* valid */
CALL CEEDATE(x,y,z,fc);   /* valid */
```

Using PL/I Compiler Listings

The following sections explain how to use PL/I compile-time options to obtain listings that contain information about your routine, and describe the contents of those listings.

Generating PL/I Listings

PL/I listings show machine instructions, constants, and external or internal addresses that the *linkage editor* resolves. This information can help you find other information, such as variable values, in a dump of a PL/I routine.

Note: From LE/VSE 1.4.2 onwards, dumps taken with run-time option TER(UADUMP . . .) or TER(DUMP . . .) are capable of generating a run-time options report, *independently* of the setting for RPTOPTS(ON|OFF).

Table 33 on page 114 shows compiler-generated listings that you might find helpful when you use information in dumps to debug PL/I routines. For more information about compiler output, see [IBM PL/I for VSE/ESA Programming Guide](#).

Table 33. Contents of Listing and Associated Compile-Time Options

Name	Contents	Compile-Time Option
Source program	Source program statements	SOURCE
Cross reference	Cross reference of names with attributes	XREF and ATTRIBUTES
Aggregate table	Names and layouts of structures and arrays	AGGREGATE
Variable map	Offsets of automatic and static internal variables (from their defining base)	MAP
Object code	Contents of the program control section in hexadecimal notation and translated into a pseudo-assembler format	LIST
Variable Map, Object Code, Static Storage	Same as MAP and LIST options above, plus contents of static internal and static external control sections in hexadecimal notation with comments	MAP and LIST

Finding Information in PL/I Listings

Figure 79 on page 115 shows an example of a PL/I routine that was compiled with the LIST and MAP compile-time options.

```

*PROCESS SOURCE, LIST, MAP;
:
SOURCE LISTING

STMT

1  EXAMPLE: PROC OPTIONS(MAIN);
2      DCL EXTR ENTRY EXTERNAL;
3      DCL B(2,2)  FIXED BIN(31) STATIC EXTERNAL INIT((4)0);
4      DCL C CHAR(20) STATIC INIT('SAMPLE CONSTANT');
5      DCL D FIXED BIN(31) STATIC;
6      DCL E FIXED BIN(31);
7      FETCH EXTR;
8      CALL EXTR(A,B,C,D,E);
9      DISPLAY(C);
10     END;

```

Figure 79. PL/I Routine Compiled with LIST and MAP

Figure 80 on page 115 shows the output generated from this routine, including the static storage map, variable storage map, and the object code listing. The sections following this example describe the contents of each type of listing.

Figure 80. Compiler-Generated Listings from Example PL/I Routine

```

STATIC INTERNAL STORAGE MAP

000000 E00000C4 PROGRAM ADCON
000004 00000008 PROGRAM ADCON
000008 00000096 PROGRAM ADCON
00000C 00000096 PROGRAM ADCON
000010 00000096 PROGRAM ADCON
000014 00000000 A..IBMSJDSA
000018 00000000 A..IBMSPFRA
00001C 00000000 A..STATIC
000020 0000000000000044 LOCATOR..B
000028 0000008800140000 LOCATOR..C
000030 91E091E0 CONSTANT
000034 0A000000C5E7E3D9 FECB..EXTR
40404040
000040 80000034 A..FECB..EXTR
000044 0000000C00000008 DESCRIPTOR
0000002000000001
0000004000000002
00000001
000060 80000034 A..FECB..EXTR
000064 00000000 A..B
000068 00000000 A..A
00006C 00000020 A..LOCATOR
000070 00000028 A..LOCATOR
000074 000000A0 A..D
000078 80000000 A..E
00007C 00000000 A..ENTRY EXTR
000080 80000028 A..LOCATOR
000084
000088 E2C1D4D7D3C540C3 INITIAL VALUE..C
D6D5E2E3C1D5E340
40404040

STATIC EXTERNAL CSECTS

000000 0000000000000000 CSECT FOR EXTERNAL VARIABLE
0000000000000000
:
VARIABLE STORAGE MAP

IDENTIFIER LEVEL OFFSET (HEX) CLASS BLOCK
E 1 184 B8 AUTO EXAMPLE
D 1 160 A0 STATIC EXAMPLE
C 1 136 88 STATIC EXAMPLE
A 1 188 BC AUTO EXAMPLE
:
OBJECT LISTING

* STATEMENT NUMBER 7
000096 58 B0 C 004 L 11,4(0,12)
00009A 58 FB 0 000 L 15,PR..EXTR
00009E 59 F0 C 064 C 15,100(0,12)
0000A2 47 70 2 01E BNE CL.5
0000A6 41 10 3 040 LA 1,64(0,3)
0000AA 58 F0 3 018 L 15,A..IBMSPFRA

* STATEMENT NUMBER 1
000000 DC C'EXAMPLE'
000007 DC AL1(7)

```

```

* PROCEDURE                               EXAMPLE          0000AE 05 EF          BALR 14,15
                                           0000B0 58 FB 0 000          L    15,PR..EXTR
                                           0000B4                          CL.5  EQU   *
* REAL ENTRY
000008 90 EC D 00C          STM 14,12,12(13)
00000C 47 F0 F 04C          B   **72
000010 00000000          DC  A(STMT. NO. TABLE) * STATEMENT NUMBER 8
000014 000000D8          DC  F'216'                0000B4 D2 13 D 0C0 3 068
000018 00000000          DC  A(STATIC CSECT)       0000BA 41 70 D 0BC
00001C 00000000          DC  A(SYMTAB VECTOR)      0000BE 50 70 D 0C0
000020 00000000          DC  A(COMPIATION INFO)    0000C2 41 70 D 0B8
000024 A8000000          DC  X'A8000000'           0000C6 50 70 D 0D0
000028 00010100          DC  X'00010100'           0000CA 96 80 D 0D0
00002C 00000000          DC  X'00000000'           0000CE 58 FB 0 000
000030 00000000          DC  X'00000000'           0000D2 59 F0 C 064
000034 00000000          DC  A(ENTRY LIST VECTOR) 0000D6 47 70 2 052
000038 80000000          DC  X'80000000'           0000DA 41 10 3 060
00003C 01000200          DC  X'01000200'           0000DE 58 F0 3 018
000040 00000000          DC  A(REGION TABLE)      0000E2 05 EF
000044 00000002          DC  X'00000002'           0000E4 58 FB 0 000
000048 00000000          DC  A(PRIMARY ENTRY)      0000E8                          CL.6  EQU   *
00004C 00000000          DC  X'00000000'           0000E8 1B 55
000050 00000000          DC  X'00000000'           0000EA 41 10 D 0C0
000054 58 30 F 010          L   3,16(0,15)            0000EE 05 EF
000058 58 10 D 04C          L   1,76(0,13)
00005C 58 00 F 00C          L   0,12(0,15)
000060 1E 01              ALR 0,1                    * STATEMENT NUMBER 9
000062 55 00 C 00C          CL  0,12(0,12)            0000F0 41 10 3 080
000066 47 D0 F 068          BNH **10                  0000F4 58 F0 3 014
00006A 58 F0 C 074          L   15,116(0,12)         0000F8 05 EF
00006E 05 EF              BALR 14,15
000070 58 E0 D 048          L   14,72(0,13)
000074 18 F0              LR   15,0
000076 90 E0 1 048          STM 14,0,72(1)            * STATEMENT NUMBER 10
00007A 50 D0 1 004          ST  13,4(0,1)            0000FA 18 0D
00007E 92 80 1 000          MVI 0(1),X'80'           0000FC 58 D0 D 004
000082 92 21 1 001          MVI 1(1),X'21'           000100 58 E0 D 00C
000086 92 02 1 076          MVI 118(1),X'02'         000104 98 2C D 01C
00008A 41 D1 0 000          LA  13,0(1,0)            000108 05 1E
00008E D2 03 D 054 3 030   MVC 84(4,13),48(3)       * END PROCEDURE
000094 05 20              BALR 2,0                  00010A 07 07          NOPR 7
* PROCEDURE BASE                               * END PROGRAM

```

Static Storage Map

The static storage map is a formatted listing of the contents of the static internal and static external control sections. To obtain this listing, specify the MAP and LIST options in the %PROCESS statement.

To obtain a complete variable storage map and static storage map, but not a complete LIST, specify a single statement for LIST to minimize the size of the listing; for example, LIST(1).

Each line of the static storage map contains the following information:

1. Six-digit hexadecimal offset.
2. Hexadecimal text, in 8-byte sections where possible.
3. Comment, indicating the type of item to which the text refers. The comment appears on the first line of the text for an item.

Table 34 on page 116 lists typical comments found in a static storage listing.

Table 34. Comments Found in a Static Storage Listing with Explanations

Comment	Explanation
A..xxx	Address constant for xxx.
COMPILER LABEL CL.n	Compiler-generated label n.
CONDITION CSECT	Control section for programmer-named condition.
CONSTANT	Constant.
CSECT FOR EXTERNAL VARIABLE	Control section for external variable.
D..xxx	Descriptor for xxx.
DED..xxx	Data element descriptor for xxx.
DESCRIPTOR	Data descriptor.
ENVB	Environment control block.

Table 34. Comments Found in a Static Storage Listing with Explanations (continued)

Comment	Explanation
FECB..xxx	Fetch control block for xxx.
DCLCB	Declare control block.
FED..xxx	Format element descriptor for xxx.
KD..xxx	Key descriptor for xxx.
LOCATOR..xxx	Locator for xxx.
ONCB	ON statement control block.
PICTURED DED..xxx	Pictured data element descriptor for xxx.
PROGRAM ADCON	Program address constant.
RD..xxx	Record descriptor for xxx.
SYMBOL TABLE ELEMENT	Symbol table address.
SYMBOL TABLE..xxx	Symbol table for xxx.
SYMTAB DED..xxx	Symbol table DED for xxx.
USER LABEL..xxx	Source program label for xxx.
xxx	Variable with name xxx.. If the variable is not initialized, no text appears against the comment. There is also no static offset if the variable is an array (the static offset can be calculated from the array descriptor, if required).

Variable Storage Map

The variable storage map shows how automatic and static internal variables are mapped in storage. To obtain this listing, specify the MAP compiler option in the %PROCESS statement.

For automatic and static internal variables, the variable storage map contains the following information:

- PL/I identifier name
- Level
- Storage class
- Name of the PL/I block in which it is declared
- Offset from the start of the storage area, in both decimal and hexadecimal form

If the LIST option is also specified, a map of the static internal and external control sections, called the static storage map, is also produced.

Object Code Listing

By specifying the LIST compile-time option in the %PROCESS statement, you can obtain a listing of the compiled code, known as the object code listing. This listing consists of the machine instructions and a translation of these instructions into a form that resembles assembler and includes comments, such as source program statement numbers.

To limit the size of the listing, specify a certain statement or range of statements to be listed; for example, LIST(20) or LIST(10,30).

The machine instructions are formatted into blocks of code, headed by the statement or line number in the PL/I source program listing. Generally, only executable statements appear in the listing. DECLARE statements are not normally included. To simplify understanding of the listing, the names of PL/I variables

are listed, rather than the addresses that appear in the machine code. Special mnemonics are used to refer to some items, including test hooks, descriptors, and address constants.

Statements in the object code listing are ordered by block, as they are sequentially encountered in the source program. Statements in the external procedure are given first, followed by the statements in each inner block. As a result, the order of statements frequently differs from that of the source program.

Every object code listing begins with the name of the external procedure. The actual entry point of the external procedure immediately follows the heading comment REAL ENTRY. The subsequent machine code is the prolog for the block, which performs block activation. The comment PROCEDURE BASE marks the end of the prolog. Following this is a translation of the first executable statement in the PL/I source program. Table 35 on page 118 contains the comments used in the listing.

Table 35. Comments and Their Functions in the Object Code Listing

Comment	Function
BEGIN BLOCK xxx	Indicates the start of the begin block with label xxx
BEGIN BLOCK NUMBER n	Indicates the start of the begin block with number n
CALCULATION OF COMMONED EXPRESSION FOLLOWS	Indicates that an expression used more than once in the routine is calculated at this point
CODE MOVED FROM STATEMENT NUMBER n	Indicates object code moved by the optimization process to a different part of the routine and gives the number of the statement from which it originated
COMPILER GENERATED SUBROUTINE xxx	Indicates the start of compiler-generated subroutine xxx
CONTINUATION OF PREVIOUS REGION	Identifies the point at which addressing from the previous routine base recommences
END BLOCK	Indicates the end of a begin block
END INTERLANGUAGE PROCEDURE xxx	Identifies the end of an ILC procedure xxx
END OF COMMON CODE	Identifies the end of code used in running more than one statement
END OF COMPILER GENERATED SUBROUTINE	Indicates the end of the compiler-generated subroutine
END PROCEDURE	Identifies the end of a procedure
END PROGRAM	Indicates the end of the external procedure
INITIALIZATION CODE FOR xxx	Indicates the start of initialization code for variable xxx
INITIALIZATION CODE FOR OPTIMIZED LOOP FOLLOWS	Indicates that some of the code that follows was moved from within a loop by the optimization process
INTERLANGUAGE PROCEDURE xxx	Identifies the start of an implicitly generated ILC procedure xxx
METHOD OR ORDER OF CALCULATING EXPRESSIONS CHANGED	Indicates that the order of the code following was changed to optimize the object code
ON-UNIT BLOCK NUMBER n	Indicates the start of an ON-unit block with number n
ON-UNIT BLOCK END	Indicates the end of the ON-unit block
PROCEDURE xxx	Identifies the start of the procedure labeled xxx
PROCEDURE BASE	Identifies the address loaded into the base register for the procedure

Table 35. Comments and Their Functions in the Object Code Listing (continued)

Comment	Function
PROGRAM ADDRESSABILITY REGION BASE	Identifies the address where the routine base is updated if the routine size exceeds 4096 bytes and consequently cannot be addressed from one base
PROLOGUE BASE	Identifies the start of the prolog code common to all entry points into that procedure
REAL ENTRY	Precedes the actual executable entry point for a procedure
STATEMENT LABEL <i>xxx</i>	Identifies the position of source program statement label <i>xxx</i>
STATEMENT NUMBER <i>n</i>	Identifies the start of code generated for statement number <i>n</i> in the source listing

In certain cases the compiler uses mnemonics to identify the type of operand in an instruction and, where applicable, follows the mnemonic by the name of a PL/I variable. [Table 36 on page 119](#) lists typical mnemonics.

Table 36. Mnemonics the Compiler Uses to Identify the Type of Operand

Mnemonic	Explanation
A.. <i>xxx</i>	Address constant for <i>xxx</i>
ADD.. <i>xxx</i>	Aggregate descriptor for <i>xxx</i>
BASE.. <i>xxx</i>	Base address of variable <i>xxx</i>
BLOCK. <i>n</i>	Identifier created for an otherwise unlabeled block
CL. <i>n</i>	Compiler-generated label number <i>n</i>
D.. <i>xxx</i>	Descriptor for <i>xxx</i>
DED.. <i>xxx</i>	Data element descriptor for <i>xxx</i>
HOOK...ENTRY	Debugging aid block entry hook
HOOK...BLOCK-EXIT	Debugging aid block exit hook
HOOK...PGM-EXIT	Debugging aid program exit hook
HOOK...PRE-CALL	Debugging aid pre-call hook
HOOK...INFO	Additional pre-call hook information
HOOK...POST-CALL	Debugging aid post call hook
HOOK...STMT	Debugging aid statement hook
HOOK...IF-TRUE	Debugging aid IF true hook
HOOK...IF-FALSE	Debugging aid ELSE hook
HOOK...WHEN	Debugging aid WHEN true hook
HOOK...OTHERWISE	Debugging aid OTHERWISE true hook
HOOK...LABEL	Debugging aid label hook
HOOK...DO	Debugging aid iterative DO hook
HOOK...ALLOC	Debugging aid ALLOCATE controlled hook
WSP. <i>n</i>	Workspace, followed by identifying number <i>n</i>

Table 36. Mnemonics the Compiler Uses to Identify the Type of Operand (continued)

Mnemonic	Explanation
L...xxx	Length of variable xxx
PR...xxx	Pseudoregister vector slot for xxx
LOCATOR...xxx	Locator for xxx
RKD...xxx	Record or key descriptor for xxx
VO...xxx	Virtual origin for xxx (the address where element 0 is held for a one-dimensional array, element 0,0 for a two-dimensional array, and so on)

Generating an LE/VSE Dump of a PL/I Routine

To obtain a dump of a PL/I routine, you can either invoke the LE/VSE callable service CEE5DMP or specify a call to PLIDUMP.

PLIDUMP Syntax and Options

A call to PLIDUMP results in calls to intermediate PL/I library routines, which convert most PLIDUMP options to CEE5DMP options. In the following list of PLIDUMP options, for those that have a corresponding CEE5DMP option, the CEE5DMP option is given as the definition. For more information about these options, see [Table 22 on page 27](#).

Some PLIDUMP options do not have corresponding CEE5DMP options, but continue to function as PL/I default options. The list following the syntax diagram provides a description of those options.

The syntax and options for PLIDUMP are shown below.

►► PLIDUMP — (— *character-string-expression 1* — , — *character-string-expression 2* —) ►►

character-string-expression 1

A dump options character string consisting of one or more of the following:

B
BLOCKS (PL/I hexadecimal dump).

C
Continue. The routine continues after the dump.

E
Exit. The enclave terminates with a dump.

F
FILES.

H
STORAGE.

Note: When the H option is specified, the VSE SDUMP system macro is used to produce a dump of storage. Output is directed either to SYSLST or the dump sublibrary.

K
BLOCKS (when running under CICS). The Transaction Work Area is included.

NB
NOBLOCKS.

NF
NOFILES.

NH
NOSTORAGE.

NK

NOBLOCKS (when running under CICS).

NT

NOTRACEBACK.

S

Stop. The enclave terminates with a dump.

T

TRACEBACK.

T, F, and C are the default options.

character-string-expression 2

A user-identified string that is printed as the dump header (the string can be up to 80 characters long, but is truncated by CEE5DMP to 60 characters).

PLIDUMP Usage Notes

If you use PLIDUMP, the following considerations apply:

- If a routine calls PLIDUMP a number of times, use a unique user-identifier for each PLIDUMP invocation. This simplifies identifying the beginning of each dump.
- Output from PLIDUMP is directed to the file PL1DUMP, PLIDUMP, or CEEDUMP, or, if you do not define one of these files in your JCL, to SYSLST.

If PL1DUMP is available, PLIDUMP output is directed to it. If PL1DUMP is not available, PLIDUMP output is directed to PLIDUMP. If neither PL1DUMP nor PLIDUMP is available, PLIDUMP is directed to CEEDUMP. If none of these files is available, PLIDUMP output is directed to SYSLST.

- The file (PL1DUMP, PLIDUMP, or CEEDUMP) should have a logical record length (LRECL) of at least 131 to prevent dump records from wrapping.
- When you specify the H option in a call to PLIDUMP, the PL/I library issues a VSE SDUMP macro to obtain a snap dump of virtual storage. The first invocation of PLIDUMP results in a snap dump identifier of 1. For each successive invocation, the identifier is increased by one to a maximum of 256, after which it is reset to 1.
- Support for SDUMP dumps using PLIDUMP is provided only in the batch environment. SDUMP dumps are not produced in a CICS environment.
 - If the SDUMP does not succeed, the CEE5DMP DUMP file displays the message:

```
Snap was unsuccessful
```

- If the SDUMP is successful, CEE5DMP displays the message:

```
Snap was successful; snap ID = nnn
```

where *nnn* corresponds to the snap dump identifier described above.

The identifier is incremented only if SDUMP is successful.

To ensure portability across system platforms, use PLIDUMP to generate a dump of your PL/I routine.

Finding PL/I Information in a Dump

The following sections discuss PL/I-specific information located in the following sections of an LE/VSE dump:

- Traceback
- Control Blocks for Active Routines
- Control Block Associated with the Thread
- File Status and Attributes

Traceback

Examine the traceback section of the dump, shown in [Figure 81 on page 122](#), for condition information about your routine and information about the statement number and address where the exception occurred.

```
CEE5DMP V1 R4.7: Plidump called from error ON-unit                11/30/10 3:21:51 PM
PAGE: 1
DUMP WAS CALLED FROM STATEMENT NUMBER 6 AT OFFSET +000000EA FROM ERR ON-UNIT WITH ENTRY ADDRESS 005001F8
INFORMATION FOR ENCLAVE EXAMPLE
INFORMATION FOR THREAD 8000000000000000
TRACEBACK:
 DSA ADDR  PROGRAM UNIT  PU ADDR  PU OFFSET  ENTRY          E ADDR  E  OFFSET  STATEMENT  STATUS
006A79B0  CEEKKMRA    00227FA0 +000008C4 CEEKKMRA      00227FA0 +000008C4
006C77C0  IBMRKDM     00675258 +000000BA IBMRKDM       00675258 +000000BA
006A78B0  EXAMPLE     005000F8 +000001EA ERR ON-UNIT   005001F8 +000000EA      6  CALL
006A76A0  IBMRERPL   0068CF98 +0000063E IBMRERPL     0068CF98 +0000063E      CALL
006A75B8  CEEEV010   00658800 +00000126 CEEEV010     00658800 +00000126      CALL
006A4018  CEEHDSP    03A58D38 +000012FE CEEHDSP      03A58D38 +000012FE      CALL
006A7430  IBMRERRI   0068DDD8 +0000036E IBMRERRI     0068DDD8 +0000036E      EXCEPTION
006A7360  EXAMPLE     005000F8 +000002E2 LABL1: BEGIN  00500308 +000000D2     11  CALL
006A7260  EXAMPLE     005000F8 +000000E0 EXAMPLE      00500100 +000000D8      8  CALL
006A71C0  IBMRPMIA   00692E60 +0000028E IBMRPMIA     00692E60 +0000028E      CALL
006A70D8  CEEEV010   00658800 +00000282 CEEEV010     00658800 +00000282      CALL
006A7018  CEEBBEXT   001FA3E0 +00000132 CEEBBEXT     001FA3E0 +00000132      CALL

CONDITION INFORMATION FOR ACTIVE ROUTINES
CONDITION INFORMATION FOR IBMRERRI (DSA ADDRESS 006A7430)
CIB ADDRESS: 006A4528
CURRENT CONDITION:
  IBM0281I A PRIOR CONDITION WAS PROMOTED TO THE 'ERROR' CONDITION
ORIGINAL CONDITION:
  IBM0421I 'ONCODE'=520 'SUBSCRIPTRANGE' CONDITION RAISED
LOCATION:
  PROGRAM UNIT: IBMRERRI ENTRY: IBMRERRI STATEMENT:  OFFSET: +0000036E
STORAGE DUMP NEAR CONDITION, BEGINNING AT LOCATION: 0068E136
+000000 0068E136 5030D080 58A0C2B8 58F0A01C 4110D080 05EF9108 204F4710 B3849104 204F47E0 |
&.....B..0.....j...|...dj...|...|
...
```

Figure 81. Traceback Section of Dump

Condition Information

If the dump was called from an ON-unit, the type of ON-unit is identified in the traceback as part of the entry information. For ON-units, the values of any relevant condition built-in functions (for example, ONCHAR and ONSOURCE for conversion errors) appear. In cases where the cause of entry into the ON-unit is not stated, usually when the ERROR ON-unit is called, the cause of entry appears in the condition information.

If the condition relates to a failed branch instruction, the condition information might also contain "bad branch" information. Providing it is active on your IBM processor, LE/VSE will use the BEAR ("breaking event address register") feature. If the BEAR feature is not active, LE/VSE will attempt to establish the bad branch information using the available DSA information.

Statement Number and Address Where Error Occurred

This information, which is the point at which the condition that caused entry to the ON-unit occurred, can be found in the traceback section of the dump.

If the condition occurs in compiled code, and you compiled your routine with either GOSTMT or GONUMBER, the statement numbers appear in the dump. To identify the assembler instruction that caused the error, use the traceback information in the dump to find the program unit (PU) offset of the statement number in which the error occurred. Then find that offset and the corresponding instruction in the object code listing.

Control Blocks for Active Routines

This section shows the stack frames for all active routines, and the *static storage*. Use this section of the dump to identify variable values, determine the contents of parameter lists, and locate the timestamp.

Figure 82 on page 123 shows this section of the dump.

```

CEE5DMP V1 R4.7: Plidump called from error ON-unit                               11/30/10 3:21:51 PM          PAGE:    1
...
CONTROL BLOCKS FOR ACTIVE ROUTINES:
DSA FOR CEEKKMRA: 006A79B0
+000000  FLAGS.... 0000          member... 40C3      BKC..... 006C77C0  FWC..... 006A7EF8  R14..... 80696EEE
+000010  R15..... 83A01D68      R0..... 00000001  R1..... 006A7A40  R2..... 006C7338  R3..... 0000003C
+000024  R4..... 00000001  R5..... 006A7C90  R6..... 006C7180  R7..... 00000000  R8..... 00696038
+000038  R9..... 00000000  R10..... 00228F9F  R11..... 80227FA0  R12..... 00657E48  reserved. 006C78B0
+00004C  NAB..... 006A7EF8  PNAB.... D6D94040  reserved. 40404040 40404040 40404040
+000064  reserved. 40404040 reserved. 40404040 MODE..... 80228866  reserved. 40404040 40404040
+000078  reserved. 40404040 reserved. 40404040
...
DSA FOR ERR ON-UNIT: 006A78B0
+000000  FLAGS.... CC25          member... AC8F      BKC..... 006A76A0  FWC..... 00657E48  R14..... 8068A45A
+000010  R15..... 80675258      R0..... 006A79B0  R1..... 0050049C  R2..... 80500284  R3..... 00500420
+000024  R4..... 006A7260      R5..... 00000000  R6..... 006A7968  R7..... 006A7788  R8..... 006A7980
+000038  R9..... 006A79A4      R10..... 00000064  R11..... 0068DF97  R12..... 03A0658C  reserved. 006C77C0
+00004C  NAB..... 006A79B0  PNAB.... 006A79B0  reserved. 91E091E0 006A7260 005004E0 03A0658C
+000064  reserved. 006A7950  reserved. 006A7950  MODE..... 805002E4  reserved. 006A7968 006A0224
+000078  reserved. 006A77C4  reserved. 006A77C8
DYNAMIC STORAGE AREA (ERR ON-UNIT): 006A78B0
+000000  006A78B0  CC25AC8F 006A76A0 00657E48 8068A45A 80675258 006A79B0 0050049C 80500284 |.....=.u!.....&...&.d
+000020  006A78D0  00500420 006A7260 00000000 006A7968 006A7788 006A7980 006A79A4 00000064 |.&.....h.....u...
+000040  006A78F0  0068DF97 03A0658C 006C77C0 006A79B0 006A7968 91E091E0 006A7260 005004E0 |...p...%.j.....&...
+000060  006A7910  03A0658C 006A7950 006A7950 805002E4 006A7968 006A0224 006A77C4 006A77C8 |.....&.&.U.....D...H
+000080  006A7930  006A77CC 006A7B64 006A77D0 006A77D8 006A77DC 006A77E0 006A7D58 00000000 |.....#.....Q.....'....
+0000A0  006A7950  00000000 00000000 00000000 0E654940 40404040 40404040 0C014040 40404040 |.....
+0000C0  006A7970  A3829586 A2404040 006A7970 00050000 D7938984 A4949740 83819393 85844086 |tbnfs .....Plidump called f
+0000E0  006A7990  99969440 85999996 9940D6D5 60A49589 A340C9D5 006A7980 00210000 C1D5C4D3 |rom error ON-unit IN.....ANDL
STATIC FOR PROCEDURE EXAMPLE          TIMESTAMP: 30 JULY 01 15:21:49
STARTING FROM: 00500420
+000000  00500420  E00001E4 00500100 005001A8 005001B8 005001F8 00500284 00500308 0050037E |...U.&...&.y.&...&.8.&.d.&...&.=
+000020  00500440  0050037E 0050037E 0050037E 00501420 B0000002 1F800004 00000000 00500474 |.&.=.&.=.&...&.....&...
+000040  00500460  00000000 00000000 00000000 00210000 91E091E0 00000004 00000004 0000000A |.....&.....j.....&...
+000060  00500480  00000001 91A091A0 00000014 00000001 0A200000 0000000A 00000002 006A7978 |...j.j.....
+000080  005004A0  806A79A4 005010F0 A3829586 A2D79389 84A49497 40838193 93858440 86999694 |...u.&0tbnfsPlidump called from
+0000A0  005004C0  40859999 969940D6 D560A495 89A30000 005001C4 005001B8 0C160000 005001F8 |error ON-unit...&.D.&.....&.8
+0000C0  005004E0  0C960000 00000000 00500620 00000000 00000000 0050051C 00500530 0050054C |.o.....&.....&.&.&.&.&.&.<
+0000E0  00500500  00500564 00000000 005004E8 00000000 005004F4 00000000 005004F4 85000001 |.&.....&.Y.....&.4.....&.4e...
+000100  00500520  00500452 000000C8 00000000 0001C900 85000001 00500452 000000CC 00000000 |.&.....H.....I.e.....&...
+000120  00500540  0009E1D9 D9C1E86D C5D5C400 81000101 00500452 000000C0 00000000 0005C1D9 |...ARRAY_END.a...&.....AR
+000140  00500560  D9C1E800 D0200001 00500450 005004D0 00000000 0005D3C1 C2D3F100 00000001 |RAY.....&.&.....LABL1...
+000160  00500580  00500100 000000F6 005005A4 00000001 00BDB004 00C40008 00C90008 00DF000E |.&.....6.&.u.....D...I...
+000180  005005A0  00F80004 005001F8 00000108 005005C4 00000004 00910005 00990006 00F10007 |.8...&.8.....&.D.....j...r...1...
+0001A0  005005C0  01080008 00500308 00000116 005005EC 00000008 007B0009 008B000A 00AF000B |.....&.....&.....#.....
+0001C0  005005E0  00E5000C 0105000D 0104000D 0E0E0E0E F3F040D1 E4D3E840 00F140F1 F57AF2F1 |.V.....&.....30 JULY 01 15:21
+0001E0  00500600  7AF4F940 80000011 00500078 00000000 01000001 00500100 005010C8 00000000 |:49 .....&.....&...&.H....

```

Figure 82. Control Blocks for Active Routines Section of the Dump

Automatic Variables

To find automatic variables, use an offset from the stack frame of the block in which they are declared. This information appears in the variable storage map generated when the MAP compile-time option is in effect. If you have not used the MAP option, you can determine the offset by studying the listing of compiled code instructions.

Static Variables

If your routine is compiled with the MAP option, you can find static variables by using an offset in the variable storage map. If the MAP option is not in effect, you can determine the offset by studying the listing of compiled code.

Based Variables

To locate based variables, use the value of the defining pointer. Find this value by using one of the methods described above to find static and automatic variables. If the pointer is itself based, you must find its defining pointer and follow the chain until you find the correct value.

The following is an example of typical code for X BASED (P), with P AUTOMATIC:


```

| .....|
| .....+000020 006C71A0 006C7338 00000000 00000000 00000000 00000000 00000000 00000000 00000000
|.%.|
| .....+000040 006C71C0 00000000 00000000 00000000 00000000 00657E48 00000000 00000000 00000000
| .....|
| .....+000060 006C71E0 00000000 00000000 00000000 00000000 00000000 00000000 00000000 00000000
| .....|
| .....+000080 006C7200 - +0000DF 006C725F SAME AS ABOVE
| .....+0000E0 006C7260 00000000 00000000 00000000 00000000 00000000 00000000 00008000 00000000
| .....|
| .....+000100 006C7280 00000000 00000000 00000000 00000000 00000000 00000000 00000000 006C9034
| .....%.|

ENCLAVE CONTROL BLOCKS:
EDB: 00657060
+000000 00657060 C3C5C5C5 C4C24040 C0000001 00657D08 006575F8 00000000 00000000 00000000
CEEEDB .....8.....|
+000020 00657080 006574B0 006574E0 00696038 00656D40 00000000 00000000 001F9160 00008000
| .....j.....|
+000040 006570A0 00000000 00000000 00438000 00000000 00000000 00000000 00657120 006570B8
| .....|
+000060 006570C0 00000000 00000000 00000000 00000000 00000000 00000000 03A892F8 00657E48
| .....yk8..=-|
+000080 006570E0 40000000 00000000 00000000 00000000 00000001 00000000 00000000 00000000
| .....|
MEML: 00657D08
+000000 00657D08 00000000 00000000 03A41338 00000000 00000000 00000000 03A41338 00000000
| .....u.....|
+000020 00657D28 - +00009F 00657DA7 SAME AS ABOVE
+0000A0 00657DA8 00000000 00000000 80658800 00000000 00000000 00000000 03A41338 00000000
| .....h.....u.....|
+0000C0 00657DC8 00000000 00000000 03A41338 00000000 00000000 00000000 03A41338 00000000
| .....u.....u.....|
+0000E0 00657DE8 - +00011F 00657E27 SAME AS ABOVE

PROCESS CONTROL BLOCKS:

PCB: 00656D40
+000000 00656D40 C3C5C5D7 C3C24040 04030290 00000000 00000000 00000000 00656F38 03A8A6B0
CEEPCB .....?..yw..|
+000020 00656D60 03A86838 03A89690 03A891C8 006469C8 00656118 00000000 00000000 00657060
|.y...yo..yjH...H..-|
+000040 00656D80 03A894E8 00000000 00000000 00000000 00000000 00000000 00000000 00000000
|.ymY.....|

MEML: 00656F38
+000000 00656F38 00000000 00000000 03A41338 00000000 00000000 00000000 03A41338 00000000
| .....u.....u.....|
+000020 00656F58 - +00009F 00656FD7 SAME AS ABOVE
+0000A0 00656FD8 00640838 00000000 80658800 00000000 00000000 00000000 03A41338 00000000
| .....h.....u.....|
+0000C0 00656FF8 00000000 00000000 03A41338 00000000 00000000 00000000 03A41338 00000000
| .....u.....u.....|
+0000E0 00657018 - +00011F 00657057 SAME AS ABOVE

PL/I PROCESS CONTROL BLOCK: 00640838
+000000 00640838 E9D7D9C2 40404040 00640800 00000000 00000000 00000000 0068CDC8 00000000
ZPRB .....H.....|
+000020 00640858 00000000 00000000 00000000 00000000 00000000 00000000 00000000 00000000
| .....|
+000040 00640878 - +00005F 00640897 SAME AS ABOVE
ABOVE

```

The CAA

The address of the CAA control block appears in this section of the dump. If the BLOCK option is in effect, the complete CAA (including the PL/I implementation appendage) appears separately from the body of the dump. Register 12 addresses the CAA.

File Status and Attribute Information

This part of the dump includes the following information:

- The default and declared attributes of all open files
- Buffer contents of all file buffers
- The contents of FCBs, DTFs, DCLCBs, IOCBs, and control blocks for the process or enclave

Debugging Example PL/I Routines

This section contains examples of PL/I routines and instructions for using information in the LE/VSE dump to debug them. Important areas in the source code and in the dump for each routine are highlighted.

Subscript Range Error

Figure 84 on page 126 illustrates an error caused by an array subscript value outside the declared range. In this example, the declared array value is 10.

This routine was compiled with the options LIST, TEST(ALL), GOSTMT, and MAP. In the ERROR ON-unit, PLIDUMP is called with option T to generate a traceback for the condition.

```

5686-069 IBM PL/I FOR VSE/ESA          VER 1 REL 4 MOD 7 with MLE          30 NOV 2010 15:21:49          PAGE 1
OPTIONS SPECIFIED
*PROCESS INCLUDE,SYSTEM(VSE),GOSTMT,MAP,LIST,TEST(ALL);
*PROCESS LINECOUNT(100);
:
5686-069 IBM PL/I FOR VSE/ESA          EXAMPLE: PROC OPTIONS(MAIN);          PAGE 2
SOURCE LISTING
STMT
1 EXAMPLE: PROC OPTIONS(MAIN);
2 DCL Array(10) Fixed bin(31);
3 DCL (I,Array_End) Fixed bin(31);
4 On error
  Begin;
5   On error system;
6   Call plidump('tbnfs','Plidump called from error ON-unit');
7 End;
8 (subrg): /* Enable subscriptrange condition */
  Lab11: Begin;
9   Array_End = 20;
10  Do I = 1 to Array_End; /* Loop to initialize array */
11  Array(I) = 2; /* Set array elements to 2 */
12  End;
13 End Lab11;
14 End Example;
:
5686-069 IBM PL/I FOR VSE/ESA          EXAMPLE: PROC OPTIONS(MAIN);          PAGE 4
IDENTIFIER          VARIABLE STORAGE MAP          BLOCK
LEVEL              OFFSET          (HEX) CLASS
I
ARRAY_END          1          200          C8 AUTO EXAMPLE
ARRAY              1          204          CC AUTO EXAMPLE
:

```

Figure 84. Example of Moving a Value Outside an Array Range

Figure 85 on page 127 shows sections of the dump generated by a call to PLIDUMP.

DUMP WAS CALLED FROM STATEMENT NUMBER 6 AT OFFSET +000000EA FROM ERR ON-UNIT WITH ENTRY ADDRESS 005001F8

INFORMATION FOR ENCLAVE EXAMPLE

INFORMATION FOR THREAD 8000000000000000

TRACEBACK:

DSA ADDR	PROGRAM UNIT	PU ADDR	PU OFFSET	ENTRY	E ADDR	E OFFSET	STATEMENT	STATUS
006A79B0	CEEKMMRA	00227FA0	+000008C4	CEEKMMRA	00227FA0	+000008C4		CALL
006C77C0	IBMRKDM	00675258	+000000BA	IBMRKDM	00675258	+000000BA		CALL
006A78B0	EXAMPLE	005000F8	+000001EA	ERR ON-UNIT	005001F8	+000000EA	6	CALL
006A76A0	IBMRERPL	0068CF98	+0000063E	IBMRERPL	0068CF98	+0000063E		CALL
006A75B8	CEEV010	00658800	+00000126	CEEV010	00658800	+00000126		CALL
006A4018	CEEHDSP	03A58D38	+000012FE	CEEHDSP	03A58D38	+000012FE		CALL
006A7430	IBMRERRI	0068DD88	+0000036E	IBMRERRI	0068DD88	+0000036E		EXCEPTION
006A7360	EXAMPLE	005000F8	+000002E2	LABL1: BEGIN	00500308	+000000D2	11	CALL
006A7260	EXAMPLE	005000F8	+000000E0	EXAMPLE	00500100	+000000D8	8	CALL
006A71C0	IBMRPMIA	00692E60	+0000028E	IBMRPMIA	00692E60	+0000028E		CALL
006A70D8	CEEV010	00658800	+00000282	CEEV010	00658800	+00000282		CALL
006A7018	CEEBEXT	001FA3E0	+00000132	CEEBEXT	001FA3E0	+00000132		CALL

CONDITION INFORMATION FOR ACTIVE ROUTINES

CONDITION INFORMATION FOR IBMRERRI (DSA ADDRESS 006A7430)

CIB ADDRESS: 006A4528

CURRENT CONDITION:

IBM0281I A PRIOR CONDITION WAS PROMOTED TO THE 'ERROR' CONDITION

ORIGINAL CONDITION:

IBM0421I 'ONCODE'=520 'SUBSCRIPTRANGE' CONDITION RAISED

LOCATION:

PROGRAM UNIT: IBMRERRI ENTRY: IBMRERRI STATEMENT: OFFSET: +0000036E

STORAGE DUMP NEAR CONDITION, BEGINNING AT LOCATION: 0068E136

+000000 0068E136 5030D080 58A0C2B8 58F0A01C 4110D080 05EF9108 204F4710 B3849104 204F47E0 |

&....B..0.....j..|...dj..|..|

CONTROL BLOCKS FOR ACTIVE ROUTINES:

```
:  
DYNAMIC STORAGE AREA (EXAMPLE): 006A7260  
+000000 006A7260 C0257060 006A71C0 00000000 805001DA 00500308 006A7360 006A7260 805001B8  
|...-.....&...&.....-.....&...|  
+000020 006A7280 00500420 00000001 006A7260 006A7330 00500614 005004D8 006A7098 00500614  
|. &.....-.....&...&...Q...q.&...|  
+000040 006A72A0 00000003 00657E48 006C73E0 006A7360 006A7360 91E091A0 8800000C 005004D8 |.....=..%.....-.....-  
j..j..h...&..Q|  
+000060 006A72C0 006A74D8 8069B03E 83A58B30 00000000 006A7318 00690238 0065F868 006579B8  
|...Q...cv.....8.....|  
+000080 006A72E0 00657060 00640838 00657E58 006C72ED 006C72A0 00660867 00689038 00657E48  
|...-.....=..%...%.....=..|  
+0000A0 006A7300 00000000 006A74D8 00000000 00000080 00000000 00000000 0C010000 00000000  
|.....Q.....|  
+0000C0 006A7320 006A7330 00500474 0000000B 00000014 00000002 00000002 00000002 00000002  
|.....&.....|  
+0000E0 006A7340 00000002 00000002 00000002 00000002 00000002 00000002 00000000 00000000  
|.....|
```

Figure 85. Sections of the LE/VSE Dump

To debug this routine, use the following steps:

1. In the dump, PLIDUMP was called by the ERROR ON-unit in statement 6. The traceback information in the dump shows that the exception occurred following statement 11.
2. Locate the Original Condition message in the Condition Information for Active Routines section of the dump. The message is IBM0421S ONCODE=520 SUBSCRIPTRANGE CONDITION RAISED. This message indicates that the exception occurred when an array element value exceeded the subscript range value (in this case, 10). For more information about this message, see [Chapter 11, “PL/I Run-Time Messages,”](#) on page 295.
3. Locate statement 9 in the routine in [Figure 84 on page 126](#). The instruction is Array_End = 20. This statement assigns a 20 value to the variable Array_End.
4. Statement 10 begins the DO-loop instruction Do I = 1 to Array_End. Since the previous instruction (statement 9) specified that Array_End = 20, the loop in statement 10 should run until I reaches a 20 value.

The instruction in statement 2, however, declared a 10 value for the array range. Therefore, when the I value reached 11, the SUBSCRIPTRANGE condition was raised.

Note: The following steps provide another method for finding the value that raised the SUBSCRIPTRANGE condition.

1. Locate the offset of variable I in the variable storage map in [Figure 84](#) on page 126. Use this offset to find the I value at the time of the dump. In this example, the offset is X'000000C8'.
2. Now find offset X'000000C8' from the start of the stack frame in [Figure 85](#) on page 127.

The block located at this offset contains the value that exceeded the array range, X'B' or 11.

Calling a Nonexistent Subroutine

[Figure 86](#) on page 128 demonstrates the error of calling a nonexistent subroutine. This routine was compiled with the LIST, MAP, and GOSTMT compile-time options. In the ERROR ON-unit, PLIDUMP is called with option T to generate a traceback.

```
5686-069 IBM PL/I FOR VSE/ESA          VER 1 REL 4 MOD 7 with MLE          30 NOV 2010   11/30/10   PAGE   1
OPTIONS SPECIFIED
+PROCESS INCLUDE,SYSTEM(VSE),GOSTMT,MAP,LIST;
:
5686-069 IBM PL/I FOR VSE/ESA          EXAMPLE1:  PROC  OPTIONS(MAIN);          PAGE   2
SOURCE LISTING
STMT
1  EXAMPLE1:  PROC  OPTIONS(MAIN);
2  DCL Prog01      entry external;
3  On error
   Begin;
4  On error system;
5  Call plidump('tbnfs','Plidump called from error ON-unit');
6  End;
7  Call Prog01;          /* Call external program PROG01 */
8  End Example1;
```

Figure 86. Example of Calling a Nonexistent Subroutine

The routine in [Figure 86](#) on page 128 was compiled with the LIST compile-time option, which generated an object code listing, part of which is shown in [Figure 87](#) on page 128.

```
* STATEMENT NUMBER 7
0000B8 1B 11          SR  1,1
0000BA 1B 55          SR  5,5
0000BC 58 F0 3 040    L   15,64(0,3)
0000C0 05 EF          BALR 14,15

* STATEMENT NUMBER 8
0000C2 18 0D          LR  0,13
0000C4 58 D0 D 004    L   13,4(0,13)
0000C8 58 E0 D 00C    L   14,12(0,13)
0000CC 98 2C D 01C    LM  2,12,28(13)
0000D0 05 1E          BALR 1,14

* END
PROCEDURE
```

Figure 87. Object Code Listing from Example PL/I Routine

[Figure 88](#) on page 129 shows the traceback and condition information from the dump.

DUMP WAS CALLED FROM STATEMENT NUMBER 5 AT OFFSET +000000BE FROM ERR ON-UNIT WITH ENTRY ADDRESS 005001CC

INFORMATION FOR ENCLAVE EXAMPLE1

INFORMATION FOR THREAD 8000000000000000

TRACEBACK:

DSA ADDR	PROGRAM UNIT	PU ADDR	PU OFFSET	ENTRY	E ADDR	E OFFSET	STATEMENT	STATUS
006A7718	CEEKMRMRA	00227FA0	+000008C4	CEEKMRMRA	00227FA0	+000008C4		CALL
006C78A0	IBMRKDM	00675258	+000000BA	IBMRKDM	00675258	+000000BA		CALL
006A7618	EXAMPLE1	005000F8	+00000192	ERR ON-UNIT	005001CC	+000000BE	5	CALL
006A7408	IBMRERPL	0068CF98	+0000063E	IBMRERPL	0068CF98	+0000063E		CALL
006A7320	CEEEV010	00658800	+00000126	CEEEV010	00658800	+00000126		CALL
006A4018	CEEHDSP	03A58D38	+000012FE	CEEHDSP	03A58D38	+000012FE		CALL
006A7260	EXAMPLE1	005000F8	-005000F6	EXAMPLE1	00500104	-00500102		EXCEPTION
006A71C0	IBMRPMIA	00692E60	+0000028E	IBMRPMIA	00692E60	+0000028E		CALL
006A70D8	CEEEV010	00658800	+00000282	CEEEV010	00658800	+00000282		CALL
006A7018	CEEBBEXT	001FA3E0	+00000132	CEEBBEXT	001FA3E0	+00000132		CALL

CONDITION INFORMATION FOR ACTIVE ROUTINES

CONDITION INFORMATION FOR EXAMPLE1 (DSA ADDRESS 006A7260)

CIB ADDRESS: 006A4528

CURRENT CONDITION:

CEE3201S THE SYSTEM DETECTED AN OPERATION EXCEPTION.

LOCATION:

PROGRAM UNIT: EXAMPLE1 ENTRY: EXAMPLE1 STATEMENT: OFFSET: -005000F6

MACHINE STATE:

ILC..... 0002 INTERRUPTION CODE..... 0001

PSW..... 071D0E00 80000002

PM..... 0000

GPR0..... 006A7320 GPR1..... 00000000 GPR2..... 805001AC GPR3..... 005002A0

GPR4..... 00000001 GPR5..... 00000000 GPR6..... 006A7318 GPR7..... 0050038C

GPR8..... 00500310 GPR9..... 006A7098 GPR10..... 0050038C GPR11..... 00000003

GPR12..... 00657E48 GPR13..... 006A7260 **GPR14..... 805001BA** GPR15..... 00000000**STORAGE DUMP NEAR CONDITION, BEGINNING AT LOCATION: 00000000**

+000000 00000000 INACCESSIBLE STORAGE.

Figure 88. Sections of the LE/VSE Dump

To debug this example routine, use the following steps:

1. Find the Current Condition message in the Condition Information for Active Routines section of the dump. The message is CEE3201S The system detected an operation exception. For more information about this message, see [Chapter 8, "LE/VSE Run-Time Messages,"](#) on page 143.
2. The Condition Information for Active Routines section of the dump provides the name of the active routine and, if available, the current statement number at the time the condition occurred. In this example, because the condition occurred as a result of a call to a nonexistent subroutine, the statement number is not available. When the statement number is unavailable, you can use the address in the PSW and the instruction length code (ILC) from the Machine State section of the dump to determine where the condition occurred.

Subtract the ILC (X'0002') from the address in the PSW (X'00000002') to get the address of the instruction that caused the condition. If your system is operating in extended-addressing mode, ignore the high-order bit of the address in the PSW. If your system is operating in 370 mode, ignore the high-order byte of the address in the PSW.
3. In this example, the condition occurred at address X'00000000'. An instruction address of X'00000000' usually indicates a call to a nonexistent subroutine. Standard linkage convention means that the address of the instruction immediately following the call to the nonexistent subroutine is in register 14. In this example, the address in register 14 is X'005001BA'.
4. Determine the PU address of the routine in control (EXAMPLE1) from the traceback listing. Subtract the PU address (X'005000F8') from the address in register 14 to obtain the offset of the instruction following the call. Use the resultant offset (X'000000C2') to locate the instruction following the call in the compiler-generated object listing. As [Figure 87 on page 128](#) shows, the statement at offset X'000000C2' is statement 8. Therefore, you can see from the compilation listing in [Figure 86 on page 128](#) that the statement in error is statement 7, the call to Prog01.
5. Check the linkage editor output for error messages.

From LE/VSE V1R4.7 onwards, the condition information message and the "Condition Information for Active Routines" dump section might contain "bad branch" information. This information will either be:

- Taken from the BEAR ("breaking event address register") feature, if active on your IBM processor.

- Calculated using the information available in the active DSAs.

If the application is compiled with the supporting options, this "bad branch" information will consist of the calling statement number and relative offset.

Divide-by-Zero Error

Figure 89 on page 130 demonstrates a divide-by-zero error. In this example, the main PL/I routine passed bad data to a PL/I subroutine. The bad data in this example is 0, and the error occurred when the subroutine SUB1 attempted to use this data as a divisor.

```

SOURCE LISTING
STMT
1  SAMPLE: PROC  OPTIONS(MAIN) ;
2  On error
   begin;
3  On error system;          /* prevent nested error conditionS */
4  Call PLIDUMP('TBC', 'PLIDUMP called from error ON-unit');
5  Put Data;                /* Display variables          */
6  End;
7  DECLARE
   A_number   Fixed Bin(31),
   My_name    Char(13),
   An_Array(3) Fixed Bin(31) init(1,3,5);
8  Put skip list('Sample Starting');
9  A_number = 0;
10 My_name = 'G. Sutherland';
11 Call Sub1(a_number, my_name, an_array);
12 SUB1: PROC(divisor, name1, Array1);
13   Declare
      Divisor   Fixed Bin(31),
      Name1     Char(13),
      Array1(3) Fixed Bin(31);
14   Put skip list('Sub1 Starting');
15   Array1(1) = Array1(2) / Divisor;
16   Put skip list('Sub1 Ending');
17   End SUB1;
18   Put skip list('Sample Ending');
19 End;

```

Figure 89. PL/I Routine with a Divide-by-Zero Error

Since variables are not normally displayed in a PLIDUMP dump, this routine included a PUT DATA statement, which generated a listing of arguments and variables used in the routine. Figure 90 on page 130 shows this output.

```

Sample Starting
Sub1 Starting      A_NUMBER=          0 MY_NAME='G. Sutherland'
AN_ARRAY(1)=      1
AN_ARRAY(2)=      3          AN_ARRAY(3)=          5;

```

Figure 90. Variables from Routine SAMPLE

The routine in Figure 89 on page 130 was compiled with the LIST (for an assembly listing reference), GOSTMT (to include statement numbers in the traceback), and MAP (for a variable map) compiler options, then run with the TRAP(ON,MAX) runtime option, so that a traceback listing which will include the ERR ON-UNIT statement number is produced.

The object code listing shown in Figure 91 on page 131 was generated.

```

* STATEMENT NUMBER 15
000372 58 B0 D 0C8 L 11,200(0,13)
000376 58 40 B 004 L 4,4(0,11)
00037A 58 90 3 0AC L 9,172(0,3)
00037E 5C 80 4 004 M 8,4(0,4)
000382 58 70 3 0CC L 7,204(0,3)
000386 5C 60 4 004 M 6,4(0,4)
00038A 58 80 D 0C0 L 8,192(0,13)
00038E 58 60 B 000 L 6,0(0,11)
000392 5F 60 4 000 SL 6,0(0,4)
000396 58 E7 6 000 L 14,V0..ARRAY1(7)
00039A 8E E0 0 020 SRDA 14,32
00039E 5D E0 8 000 D 14,DIVISOR
0003A2 50 F9 6 000 ST 15,V0..ARRAY1(9)

```

Figure 91. Object Code Listing from Example PL/I Routine

Figure 92 on page 131 shows the LE/VSE dump for routine SAMPLE.

Figure 92. LE/VSE Dump from Example PL/I Routine

```

CEE5DMP V1 R4.7: PLIDUMP called from error ON-unit 11/30/10 3:22:01 PM
PAGE: 1
DUMP WAS CALLED FROM STATEMENT NUMBER 4 AT OFFSET +000000BE FROM ERR ON-UNIT WITH ENTRY ADDRESS 005002A4
INFORMATION FOR ENCLAVE SAMPLE
INFORMATION FOR THREAD 8000000000000000
TRACEBACK:
DSA ADDR PROGRAM UNIT PU ADDR PU OFFSET ENTRY E ADDR E OFFSET STATEMENT STATUS
006A78B0 CEEKKMRA 00227FA0 +000008C4 CEEKKMRA 00227FA0 +000008C4 CALL
006C78A0 IBMRKDM 00675258 +000000BA IBMRKDM 00675258 +000000BA CALL
006A7788 SAMPLE 005000F8 +0000026A ERR ON-UNIT 005002A4 +000000BE 4 CALL
006A7578 IBMRERPL 0068CF98 +0000063E IBMRERPL 0068CF98 +0000063E CALL
006A7490 CEEEV010 00658800 +00000126 CEEEV010 00658800 +00000126 CALL
006A4018 CEEHDSP 03A58D38 +000012FE CEEHDSP 03A58D38 +000012FE CALL
006A7390 SAMPLE 005000F8 +0000039E SUB1 005003C0 +000000D6 15 EXCEPTION
006A7260 SAMPLE 005000F8 +0000015C SAMPLE 00500100 +00000154 11 CALL
006A71C0 IBMRPMIA 00692E60 +0000028E IBMRPMIA 00692E60 +0000028E CALL
006A70D8 CEEEV010 00658800 +00000282 CEEEV010 00658800 +00000282 CALL
006A7018 CEEBBEXT 001FA3E0 +00000132 CEEBBEXT 001FA3E0 +00000132 CALL
CONDITION INFORMATION FOR ACTIVE ROUTINES
CONDITION INFORMATION FOR SAMPLE (DSA ADDRESS 006A7390)
CIB ADDRESS: 006A4528
CURRENT CONDITION:
IBM0281I A PRIOR CONDITION WAS PROMOTED TO THE 'ERROR' CONDITION
ORIGINAL CONDITION:
CEE3209S THE SYSTEM DETECTED A FIXED-POINT DIVIDE EXCEPTION.
LOCATION:
PROGRAM UNIT: SAMPLE ENTRY: SUB1 STATEMENT: 15 OFFSET: +0000039E
MACHINE STATE:
ILC..... 0004 INTERRUPTION CODE..... 0009
PSW.... 071D2E00 8050049A
PM..... 0000
GPR0.... 006A7490 GPR1.... 006A7468 GPR2.... 8050042C GPR3.... 005004F0
GPR4.... 005005AC GPR5.... 006A7260 GPR6.... 006A7334 GPR7.... 00000008
GPR8.... 006A7330 GPR9.... 00000004 GPR10... 005007A4 GPR11... 006A7328
GPR12... 00657E48 GPR13... 006A7390 GPR14... 00000000 GPR15... 00000003
STORAGE DUMP NEAR CONDITION, BEGINNING AT LOCATION: 00500486
+000000 00500486 5860B000 5F604000 58E76000 8EE00020 5DE08000 50F96000 41E0D0D8 50E03124
|..-..^- ..X-.....)&9-....Q&...|
CONTROL BLOCKS FOR ACTIVE ROUTINES:
:
DSA FOR ERR ON-UNIT: 006A7788
+000000 FLAGS... CC25 member... AC8F BKC..... 006A7578 FWC..... 00657E48 R14..... 8068A45A
+000010 R15..... 80675258 R0..... 006A78B0 R1..... 005005E8 R2..... 80500318 R3..... 005004F0
+000024 R4..... 006A7260 R5..... 00000000 R6..... 006A7840 R7..... 006A7660 R8..... 006A7878
+000038 R9..... 006A78A8 R10..... 00000064 R11..... 0068DF97 R12..... 03A0658C reserved. 006C78A0
+00004C NAB..... 006A78B0 PNAB.... 006A78B0 reserved. 91E091E0 006A7260 00500690 03A0658C
+000064 reserved. 006A7828 reserved. 006A7828 MODE.... 80500364 reserved. 006A7840 006A02FC
+000078 reserved. 006A769C reserved. 006A76A0
DYNAMIC STORAGE AREA (ERR ON-UNIT): 006A7788
+000000 006A7788 CC25AC8F 006A7578 00657E48 8068A45A 80675258 006A78B0 005005E8 80500318
|.....=. .u!.....&.Y.&..|
+000020 006A77A8 005004F0 006A7260 00000000 006A7840 006A7660 006A7878 006A78A8 00000064
|. &.0.....-.....y....|
+000040 006A77C8 0068DF97 03A0658C 006C78A0 006A78B0 006A78B0 91E091E0 006A7260 00500690
|...p....%. .j.....&..|
+000060 006A77E8 03A0658C 006A7828 006A7828 80500364 006A7840 006A02FC 006A769C 006A76A0
|.....&.....|

```

```

+000080 006A7808 006A76A4 006A7A3C 006A76A8 006A76B0 006A76B4 006A76B8 006A7C30 00000000
|...u.....y.....@.....|
+0000A0 006A7828 00000000 00000000 00000000 0E6C9070 40404040 40404040 0C014040 40404040
|.....%.....|
+0000C0 006A7848 40404040 40404040 40404040 40404040 00500039 C3D6D5C4 C9E3C9D6 D540D7D9
|.....&..CONDITION PR|
+0000E0 006A7868 D6C3C5E2 E2C9D5C7 40D9C5E2 E4D3E3C5 E3C2C3D5 006A7878 00030000 D7D3C9C4 |OCESSING
RESULTETBCN.....PLID|
+000100 006A7888 E4D4D740 83819393 85844086 99969440 85999996 9940D6D5 60A49589 A3404040 |UMP called from
error ON-unit |
+000120 006A78A8 006A7884 00210000 0000C5D5 006C78A0 006A7DF8 80696EEE 83A01D68 00000001
|...d.....EN.%....'8...>.c.....|
STATIC FOR PROCEDURE SAMPLE          TIMESTAMP: 30 JULY 01 15:21:59
STARTING FROM: 005004F0
+000000 005004F0 E0002A4 00500100 005001A8 005001DE 005002A4 00500318 005003C0 0050042C
|...u.&...&y.&...&.u.&...&...&...|
+000020 00500510 0050042C 0050042C 0050042C 00501280 00501298 005012B0 00501358 00501460
|.&...&...&...&.q.&...&...&...&...|
+000040 00500530 005014A8 005014D8 00501538 00501580 005015E0 005015F8 00501610 00501640
|.&y.&.Q.&...&...&.8.&...&...&...|
+000060 00500550 20000002 1F800000 0050061C 000F0000 00000000 000D0000 00000000 005005AC
|.....&.....&...&...|
+000080 00500570 00500638 000D0000 00000000 00030000 00000000 00210000 00500669 000D0000
|.&.....&.....&...&...|
+0000A0 00500590 00500676 000B0000 91E091E0 00000001 00000003 00000005 00000000 00000004
|.&.....j..j.....|
+0000C0 005005B0 00000004 00000003 00000001 00000002 005007B0 005007B0 006A7368 8050059C
|.....&...&...&...&...&...&...|
+0000E0 005005D0 006A7330 006A7320 806A7328 005007B0 00000000 8050059C 006A787C 806A78A8
|.....&.....&.....@.....y|
+000100 005005F0 00501490 005007B0 80000000 00000000 80500698 005007B0 006A7468 8050059C
|.&...&...&...&.q.&...&...&...&...|
+000120 00500610 005007B0 00000000 8050059C E2819497 938540E2 A38199A3 899587C7 4B40E2A4 |.&.....&...Sample
StartingG. Su|
+000140 00500630 A3888599 93819584 E2819497 938540C5 95848995 87E3C2C3 D7D3C9C4 E4D4D740 |therlandSample
EndingTBCPLIDUMP |
+000160 00500650 83819393 85844086 99969440 85999996 9940D6D5 60A49589 A3E2A482 F140E2A3 |called from error
ON-unitSub1 St|
+000180 00500670 8199A389 9587E2A4 82F140C5 95848995 87000000 00000000 0C160000 005002A4 |artingSub1
Ending.....&.u|
+0001A0 00500690 0C960000 00000000 005006AC 005006C8 005006E4 00000000 00000000 85000001
|.o.....&...&.H.&.U.....e...|
+0001C0 005006B0 00500552 000000D0 00000000 0008C16D D5E4D4C2 C5D90000 81000001 00500550
|.&.....A..NUMBER..a...&.&|
+0001E0 005006D0 000000C0 00000000 0007D4E8 6DD5C1D4 C5000000 81000101 00500552 000000C8
|.....MY_NAME...a...&.....H|
+000200 005006F0 00000000 0008C1D5 6DC1D9D9 C1E80000 00000001 00500100 000001A4 00500734
|.....AN_ARRAY.....&.....u.&...|
+000220 00500710 00000001 00DE0002 00E20008 01200009 0128000A 012E000B 01560012 01940013
|.....S.....m...|
+000240 00500730 01A40002 005002A4 00000112 00500758 00000002 00740003 00780004 00C00005
|.u...&.u...&...|
+000260 00500750 01020006 0114000C 005003C0 0000012C 0050077C 0000000C 006C000E 00AA000F
|.....&...&.@.....%...|
+000280 00500770 00DE0010 011C0011 011C0011 0E0E0E0E F3F040D1 E4D3E840 F0F140F1 F57AF2F1 |.....30
JULY 01 15:21|
+0002A0 00500790 7AF5F940 80000011 00500078 00000000 01000001 00500100 00501258 00000000
|:59 .....&.....&...&...&...|
:
DSA FOR SUB1: 006A7390
+000000 FLAGS... 8025 member... 0000 BKC..... 006A7260 FWC..... 00000000 R14..... 8050049A
+000010 R15..... 00000003 R0..... 006A7490 R1..... 006A7468 R2..... 8050042C R3..... 005004F0
+000020 R4..... 005005AC R5..... 006A7260 R6..... 006A7334 R7..... 00000008 R8..... 006A7330
+000030 R9..... 00000004 R10..... 005007A4 R11..... 006A7328 R12..... 00657E48 reserved. 006C73E0
+000040 NAB..... 006A7490 PNAB.... 006A7490 reserved. 91E091E0 006A7260 00000000 00000000
+000060 reserved. 00000000 reserved. 00000000 MODE.... 8050046A reserved. 00000000 00000200
+000070 reserved. 00000000 reserved. 00000000
CIB FOR SUB1: 006A4528
+000000 006A4528 C3C9C240 00000000 00000000 010C0002 00000005 E2E30000 00030119 59C9C2D4 |
CIB .....ST.....IBM|
+000020 006A4548 00000000 006A4634 00030C89 59C3C5C5 00000001 00000005 006A7260 80658800
|.....i.CEE.....h...|
+000040 006A4568 00000000 006A7390 0050049A 00653928 0000000A 00000000 00000000 00000000
|.....&.....|
+000060 006A4588 00000000 00000000 00000000 00000000 00000000 00000000 00000000 00000000
|.....|
+000080 006A45A8 00000000 00000000 00000000 00000000 00540100 00008000 00000000 00000000
|.....|
+0000A0 006A45C8 00000000 00000000 00000000 00000000 44234000 00000020 00000009 40404040
|.....|
+0000C0 006A45E8 40404040 00000000 006A7390 006A7390 00500496 00000000 00000000 00000001
|.o.....&.o...|
+0000E0 006A4608 006A7260 0000000A 00000064 00000000 FFFFFFFC 00000000 00000000 006C77C0
|.....%...|
+000100 006A4628 00000000 00653A0C 00000000 E9D4C3C8 00D00001 006A7490 006A7468 8050042C
|.....ZMCH.....&...|
CEE5DMP V1 R4.7: PLIDUMP called from error ON-unit          11/30/10 3:22:01 PM
PAGE: 4
DYNAMIC STORAGE AREA (SUB1): 006A7390
+000000 006A7390 80250000 006A7260 00000000 8050049A 00000003 006A7490 006A7468 8050042C
|.....&...&...&...&...|
+000020 006A73B0 005004F0 005005AC 006A7260 006A7334 00000008 006A7330 00000004 005007A4

```



```

|. &. 0. &.....&.....&.u|
+000040 006A73D0 006A7328 00657E48 006C73E0 006A7490 006A7490 91E091E0 006A7260 00000000
|.....=.%.....j.j.....|
+000060 006A73F0 00000000 00000000 00000000 8050046A 00000000 00000200 00000000 00000000
|.....&.....|
+000080 006A7410 00000000 C9C2D4D9 D6D7C1C1 0050061C 000F0000 E6E2C1E3 006A7390 00000000
|...IBMROPAA.&.....WSAT.....|
+0000A0 006A7430 88000000 006A41E0 006A7638 80234B8C 80234A48 80640480 006A44E0 00000002 |
h.....&.....|
+0000C0 006A7450 006A7330 006A7320 006A7328 00000001 006A7468 005007A4 00500588 00500550
|.....&.u.&.h.&.&|
+0000E0 006A7470 80234A48 8050059C 00407300 006CD010 00000000 802042B4 00010000 006C75C0
|.....%.....|
DSA FOR SAMPLE: 006A7260
+000000 FLAGS....C025      member... 7060      BKC..... 006A71C0  FWC..... 00000000  R14..... 80500256
+000010 R15..... 005003C0  R0..... 006A7390  R1..... 005005D0  R2..... 805001DE  R3..... 005004F0
+000024 R4..... 00000005  R5..... 006A7260  R6..... 006A7338  R7..... 006A7328  R8..... 00000001
+000038 R9..... 006A7098  R10..... 005007A4  R11..... 00000003  R12..... 00657E48  reserved. 006C73E0
+00004C NAB..... 006A7390  PNAB.... 006A7390  reserved. 91E091E0 8800000C 00500688 006A74D8
+000064 reserved. 8069B03E  reserved. 83A58B30  MODE..... 80500220  reserved. 006A7318 00690238
+000078 reserved. 0065F868  reserved. 006579B8
DYNAMIC STORAGE AREA (SAMPLE): 006A7260
+000000 006A7260 C0257060 006A71C0 00000000 80500256 005003C0 006A7390 005005D0 805001DE
|...-&...&.....&.....&...|
+000020 006A7280 005004F0 00000005 006A7260 006A7338 006A7328 00000001 006A7098 005007A4
|. &. 0. &.....q.&.u|
+000040 006A72A0 00000003 00657E48 006C73E0 006A7390 006A7390 91E091E0 8800000C 00500688
|.....=.%.....j.j.h.....&.h|
+000060 006A72C0 006A74D8 8069B03E 83A58B30 80500220 006A7318 00690238 0065F868 006579B8
|...Q...cv...&.....8.....|
+000080 006A72E0 00657060 00640838 00657E58 006C72ED 006C72A0 00660867 00689038 00657E48
|...-.....=.%.....%.....=...|
+0000A0 006A7300 00000000 006A74D8 00000000 00000080 00000000 00000000 0C010000 00000000
|.....Q.....|
+0000C0 006A7320 006A7344 000D0000 006A7338 005005AC 00000000 00000000 00000001 00000003
|.....&.....|
+0000E0 006A7340 00000005 C74B40E2 A4A38885 99938195 84000000 00000000 00000000 00000000 |....G.
Sutherland.....|
+000100 006A7360 006A7368 00000000 00500558 00500550 00000000 8050059C 00400000 006CD010
|.....&...&.&.....&.....%...|
+000120 006A7380 10000000 00000000 00010000 006C75C0 80250000 006A7260 00000000 8050049A
|.....%.....&...|

```

To understand the dump information and debug this routine, use the following steps:

1. Notice the title of the dump: PLIDUMP called from error ON-unit. This was the title specified when PLIDUMP was invoked, and it indicates that the ERROR condition was raised and PLIDUMP was called from within the ERROR ON-unit.
2. Locate the messages in the Condition Information section of the dump.

There are two messages. The current condition message indicates that a prior condition was promoted to the ERROR condition. The promotion of a condition occurs when the original condition is left unhandled (no PL/I ON-units are assigned to gain control). The original condition message is CEE3209S The system detected a fixed-point divide exception. The original condition usually indicates the actual problem. For more information about this message, see [Chapter 8, "LE/VSE Run-Time Messages,"](#) on page 143.

3. In the traceback section, note the sequence of calls in the call chain. SAMPLE called SUB1 at statement 11, and SUB1 raised an exception at statement 15, PU offset X'0000039E'.
4. Find the statement in the listing for SUB1 that raised the ZERODIVIDE condition. If SUB1 was compiled with GOSTMT and SOURCE, find statement 15 in the source listing.

Since the object listing was generated in this example, you can also locate the actual assembler instruction causing the exception at offset X'0000039E' in the object listing for this routine, shown in [Figure 91 on page 131](#). Either method shows that *divisor* was used as the divisor in a divide operation.

5. You can see from the declaration of SUB1 that *divisor* is a parameter passed from SAMPLE. Because of linkage conventions, you can infer that register 1 in the SAMPLE save area points to a parameter list that was passed to SUB1. *divisor* is the first parameter in the list.
6. In the SAMPLE DSA, the R1 value is X'005005D0'. This is the address of the parameter list, which is located in static storage.
7. Find the parameter list in the static storage section of the dump; the first parameter address points to location X'006A7330', which is in the dynamic storage area for SAMPLE.
8. The value of the parameter at location X'006A7330' is X'00000000'. Thus, the exception occurred when SAMPLE passed a 0 value used as a divisor in subroutine SUB1.

Chapter 7. Debugging under CICS

This topic provides information for debugging under the Customer Information Control System (CICS). The following sections explain how to access debugging information under CICS, and describe features unique to debugging under CICS.

For quick reference, [Table 37 on page 135](#) shows debugging information and where the debugging information appears.

Table 37. Location of Debugging Information under CICS

Debugging Information	Location
LE/VSE Run-Time Messages	CESE Transient Data Queue
LE/VSE Traceback	CESE Transient Data Queue
LE/VSE Dump Output	CESE Transient Data Queue
CICS Transaction Dump	CICS DFHDMPA or DFHDMPB data set
LE/VSE Abend and Reason Codes	System Console
LE/VSE Return Codes to CICS	System Console
CICS Shutdown Statistics	CSSL Transient Data Queue
LE/VSE Run-Unit Work-Area Storage Information	CESE Transient Data Queue
Interactive User Interface (IUI) OLPD records, including abend information from LE/VSE	The Interactive Interface "ONLINE PROBLEM DETERMINATION" dialog. Note: <ol style="list-style-type: none">1. The IUI-supplied exit IESPDATX is predefined. It is auto-enabled using the LE/VSE–CICS abnormal termination exit. Standard OLPD records that fail and that are related to LE/VSE-conforming applications, will include LE/VSE CICS 40xx-type abends and LE/VSE traceback information.2. For detailed information about how OLPD is used, refer to the section "Online Analysis of CICS TS Transaction Abends" in z/VSE Guide for Solving Problems.

If the EXEC CICS HANDLE ABEND command is active and the application or CICS initiates an abend or application interrupt, LE/VSE does not produce any run-time messages, tracebacks, or dumps.

Accessing Debugging Information

The following sections list the debugging information available to CICS users, and describe where you can find this information.

Under CICS the LE/VSE run-time messages, LE/VSE traceback, and LE/VSE dump output are written to the CESE transient data queue. The transaction identifier, terminal identifier, date, and time precede the data in the queue. For detailed information about the format of records written to the transient data queue, see [LE/VSE Programming Guide](#).

The CESE transient data queue is defined in the CICS *destination control table (DCT)*. The CICS macro DFHDCT is used to define entries in the DCT. For a detailed explanation of how to define a transient data queue in the DCT, see [CICS Transaction Server for VSE/ESA Resource Definition \(Macro\)](#). For details about

specific LE/VSE definition requirements in the DCT, see [LE/VSE Customization Guide](#). If you are not sure how to define the CESE transient data queue, see your system programmer.

For information about using the Interactive Interface dialog "Inspect Message Log" to access the CESE transient data queue, see [LE/VSE Customization Guide](#).

Locating LE/VSE Run-Time Messages

Under CICS, LE/VSE run-time messages are written to the CESE transient data queue. [Figure 93 on page 136](#) shows an example of the LE/VSE message that appears when an application abends due to an unhandled condition from an EXEC CICS command.

```
P039UTV9 19960916145313 CEE3250C The system or user abend AEI0 was issued.  
P039UTV9 19960916145313          From program unit UT9CVERI at entry point UT9CVERI at offset  
+0000011E  
P039UTV9 19960916145313          at address 0006051E.
```

Figure 93. LE/VSE Message in CESE Transient Data Queue

Locating the LE/VSE Traceback

Under CICS, the LE/VSE traceback is written to the CESE transient data queue. Because LE/VSE invokes your application routine, the LE/VSE routines that invoked your routine appear in the traceback. [Figure 94 on page 136](#) shows an example LE/VSE traceback written to the CESE transient data queue. Data unnecessary for this example has been replaced by ellipses.

```
A0019132 19960418105907 CEE3209S THE SYSTEM DETECTED A FIXED-POINT DIVIDE EXCEPTION.  
A0019132 19960418105907          FROM COMPILE UNIT CIC9132 AT ENTRY POINT CIC9132 AT COMPILE UNIT OFFSET +00000674 AT  
ADDRESS 014D7  
1A0019132 19960418105907 CEE5DMP V1 R4.0: CONDITION PROCESSING RESULTED IN THE UNHANDLED CONDITION.          05/14/96  
10:59:07 AM  
A0019132 19960418105907  
A0019132 19960418105907 INFORMATION FOR ENCLAVE CIC9132  
A0019132 19960418105907  
A0019132 19960418105907 INFORMATION FOR THREAD 8000000000000000  
A0019132 19960418105907  
A0019132 19960418105907 TRACEBACK:  
A0019132 19960418105907 DSA ADDR PROGRAM UNIT PU ADDR PU OFFSET ENTRY E ADDR E OFFSET  
STATEMENT STATUS  
A0019132 19960418105907 014C8798 CEEHDSP 005C96E8 +00001D4C CEEHDSP 005C96E8  
+00001D4C CALL  
A0019132 19960418105907 014D08D0 CEECGEX 005C4688 +000001A6 CEECGEX 005C4688  
+000001A6 CALL  
A0019132 19960418105907 014D47B0 00000000 +00000000 00000000  
+00000000 CALL  
A0019132 19960418105907 014D15E0 CIC9132 014D75A0 +00000674 CIC9132 014D75A0  
+00000674 EXCEPTION  
A0019132 19960418105907 014D04C0 IGZCEV5 016D5600 +00000814 IGZCEV5 016D5600  
+00000814 CALL  
A0019132 19960418105907 014D0398 CEECRINV 005C7A28 +000003D0 CEECRINV 005C7A28  
+000003D0 CALL  
A0019132 19960418105907 014D02C0 CEECCICS 005B1480 +0000039C CEECCICS 005B1480  
+0000039C CALL  
:
```

Figure 94. LE/VSE Traceback Written to the Transient Data Queue

Locating the LE/VSE Dump

Under CICS, the LE/VSE dump output is normally written to the transient data queue specified in the MSGFILE run-time option (which defaults to CESE). Alternatively, the run-time option TERMTHDACT allows you to specify the LSTQ sub-option for writing dump output to VSE POWER LST QUEUE. For active routines, the LE/VSE dump contains the traceback, condition information, variables, storage, and control block information for the thread, enclave, and process levels. Use the LE/VSE dump with the CICS transaction dump to locate problems when operating under CICS.

For an example LE/VSE dump, see [“Understanding an LE/VSE Dump”](#) on page 30.

Using CICS Transaction Dump

The CICS transaction dump is generated to the DFHDMPA or DFHDMPB data set. The offline CICS dump utility routine converts the transaction dump into formatted, understandable output.

The CICS transaction dump contains information for the storage areas and resources associated with the current transaction. This information includes the Communication Area (COMMAREA), Transaction Work Area (TWA), Exec Interface Block (EIB), and any storage obtained by the EXEC CICS commands. This information does not appear in the LE/VSE dump. It can be helpful to use the CICS transaction dump with the LE/VSE dump to locate problems when operating under CICS.

When the location of an error is uncertain, it can be helpful to insert EXEC CICS DUMP statements in and around the code suspected of causing the problem. This generates CICS transaction dumps close to the error for debugging reference.

For information about interpreting CICS dumps, see [CICS Transaction Server for VSE/ESA Problem Determination Guide](#)

Using CICS Register and Program Status Word Contents

When a routine interrupt occurs (code = ASRA or ASRC) and a CICS dump is generated, CICS formats the contents of the program status word (PSW) and the registers at the time of the interrupt.

The address of the interrupt can be found from the second word of the PSW, giving the address of the instruction following the point of interrupt. The address of the entry point of the function can be subtracted from this address, giving the offset of the statement that caused the interrupt.

For C routines, you can find the address of the entry point in register 3.

If register 15 is corrupted, the contents of the first phase of the active enclave appear in the program storage section of the CICS transaction dump.

Using LE/VSE Abend and Reason Codes

An application can end with an abend in two ways:

- User-specified abend (that is, an abend requested by the assembler user exit or the ABTERMENC run-time option).
- LE/VSE-detected unrecoverable error (in which case there is no LE/VSE condition handling).

When LE/VSE detects an unrecoverable error under CICS, LE/VSE terminates the transaction with an EXEC CICS ABEND command. The abend code has a number between 4000 and 4095. A write-to-operator (WTO) is performed to write a CEE1000S message to the system console. This message contains the abend code and its associated reason code.

Note: The WTO is performed only for unrecoverable errors detected by LE/VSE. No WTO occurs for user-requested abends.

Although this type of abend is performed only for unrecoverable error conditions, an abend code of 4000–4095 does not necessarily indicate an internal error within LE/VSE. For example, an application routine can write a variable outside its storage and corrupt the LE/VSE control blocks.

Possible causes of a 4000–4095 abend are corrupted LE/VSE control blocks and internal LE/VSE errors. See Chapter 13, [“LE/VSE Abend Codes,”](#) on page 397 for more information about abend codes 4000–4095. Figure 95 on page 138 shows an example LE/VSE abend and reason code. Abend codes and reason codes appear in hexadecimal.

```
F2 0002 CEE1000S LE/VSE internal abend. ABCODE = 00000FFD
      REASON = 00000028
```

Figure 95. LE/VSE Abend and Reason Code

Using LE/VSE Return Codes to CICS

When the LE/VSE condition handler encounters a severe condition that is specific to CICS, the condition handler generates a CICS-specific return code. This return code is written to the system console.

Possible causes of an LE/VSE return code to CICS are:

- Incorrect partition size
- Incorrect DCT
- Incorrect CSD definitions

See [Chapter 14, “Return Codes to CICS,”](#) on page 407 for a list of the reason codes written only to CICS. [Figure 96](#) on page 138 shows an example return code that was returned to CICS.

```
+DFH1568 A CICS request to LE for VSE/ESA has failed. Reason code 0012030.
```

Figure 96. Return Code Written Only to CICS

CICS Run-Unit Work-Area Storage Tracing

CICS transaction CRUT, which is supplied with LE/VSE, can be used to activate, query and de-activate the run-unit work-area tracing function. This function provides information on a LE/VSE CICS program's run-unit storage requirements. This information consists of both application and run-time storage amounts needed to successfully execute the program. This information can be used to help debug or monitor CICS program storage requirements for both above and below the 16MB line.

The trace information is only displayed when a program is either manually or dynamically (via CICS auto-install) installed. So second or subsequent executions of the same program while tracing is active may not create a new trace output entry. The exception to this is if the program is reloaded using the PHASEIN option or a CICS CSD Group or List re-install for the program(s) being traced is performed.

Enabling the Run-Unit Work-Area Storage Trace

The run-unit work-area trace is activated using the supplied CICS transaction - CRUT - that can be run from a blank CICS session with the appropriate security authorization. Please ensure you have authorized transaction CRUT for execution using your systems active security manager as required. The transaction definition can be found in member CEECCSD.Z in your LE/VSE installation library or in member CEECCSD in ICCF Library 62. If you use the appropriate supplied CEECCSD member during the CICS system configuration process, then transaction CRUT is already defined.

Controlling CRUT Transaction

The transaction CRUT (CICS Run-Unit Tracing) will accept any one of the below three parameters per execution. They are:

- ON - Activate the run-unit work-area tracing
- OFF - Deactivate the run-unit work-area tracing
- QRY- Query the current state of the run-unit work-area trace

For instance:

- CRUT ON will activate the run-unit work-area trace.
- CRUT OFF will terminate the run-unit work-area trace.

The target program, CEL4CRUT, of the CRUT transaction can also be defined in the PLTPI. In this situation the action will be to turn the tracing “ON” only. Review the CICS output log after initialization is complete for activation messages. Further control of the tracing function is then performed using the CRUT transaction after CICS initialization.

Understanding Run-Unit Work-Area Trace Entries

Trace information is displayed in two lines of information per program executed. The first line is the LE/VSE run-time storage information requirements for the program. The second line displays the information required by the program itself and any extraneous storage amounts specific to the supporting language run-time. All the values displayed are rounded, so they do not show any accurate correlation to such information as compiler produced storage information reports.

The trace entries written to the CESE destination may resemble the following. Here the ROPC CICS transaction is used as an example:

```
ET04ROPC 20111130 RUWA Trace - Program : main Lang Code : 0003 RUWA24:00001240
RUWA31:0000A6F8
ET04ROPC 20111130 RUWA Trace - Program : main Lang Code : 0003 MBRU24:00000250
MBRU31:00001DA0
```

The first line for the ROPC transaction shows the name of the program (may be different from the PHASE name) being executed. The "Lang Code" displays the member-id number for the programs language - in this case 0003 which is C/VSE. See the CEEDSA.A member and field CEEDSAMEMD in your LE z/VSE[®] installation library for a list of member-id numbers. The "RUWA24" and "RUWA31" respectively show the amount of 24-bit and 31-bit storage required by the LE/VSE run-time to execute this program. The second line, which will be for the same program and member-id, shows additional language- related storage amounts that will be required for program execution. This is in addition to the first trace entry storage values. All reported storage values are rounded and displayed in hexadecimal.

It is recommended that the CICS system being used to execute LE/VSE applications use the RUWAPOOL=YES System Initialization Table (SIT) parameter. This will enable LE/VSE and CICS to more efficiently manage the storage requirements of the applications being executed.

Ensuring Transaction Rollback

If your application does not run to normal completion and there is no CICS transaction abend, take steps to ensure that transaction rollback (the backing out of any updates to recoverable resources made by the malfunctioning application) takes place.

There are two ways to ensure that a transaction rollback occurs when an unhandled condition of severity 2 or greater is detected:

- Use the ABTERMENC run-time option with the ABEND suboption (ABTERMENC(ABEND)). This is the IBM-supplied default under CICS.
- Use an assembler user exit that requests an abend for unhandled conditions of severity 2 or greater.

See “Using the Assembler User Exit” on page 14 and [LE/VSE Programming Guide](#) for more information about the assembler user exit.

Finding Data When LE/VSE Returns a Nonzero Reason Code

This example shows the output generated when LE/VSE returns a nonzero reason code to CICS. LE/VSE does not write any messages to the CESE transient data queue. [Table 38 on page 140](#) shows example output and the location where the output appears.

Table 38. Output When a Nonzero Reason Code is Returned to CICS

Output Message	Location	Issued By
DFH2206 14:43:54 DBDCCICS Transaction UTV2 has failed with abend AEC7. Resource backout was successful.	User's terminal	CICS
DFH1568 A CICS request to LE VSE/ESA has failed. Reason code 0012030.	System console	CICS
DFH2236 14:43:48 DBDCCICS Transaction UTV2 abend AEC7 in routine UT2CVERI term P021 backout successful.	Transient data queue CSMT	CICS

Finding Data When LE/VSE Abends Internally

This example shows the output generated when LE/VSE abends internally. LE/VSE does not write any messages to the CESE transient data queue. [Table 39 on page 140](#) shows example output and the location where the output appears.

Table 39. Output When LE/VSE Abends Internally

Output Message	Location	Issued By
DFH2206 14:35:24 LE03CC01 Transaction UTV8 has failed with abend 4095. Resource backout was successful.	User's terminal	CICS
CEE1000S LE/VSE internal abend. ABCODE = 00000FFF REASON = 00001234	System console	LE/VSE
DFH2236 14:35:24 DBDCCICS Transaction UTV8 abend 4095 in routine UT8CVERI term P021 backout successful.	Transient data queue CSMT	CICS

Finding Data When LE/VSE Abends from an EXEC CICS Command

This example shows the output generated when an application abends from an EXEC CICS command. [Table 40 on page 140](#) shows example output and the location where the output appears.

This error assumes the use of LE/VSE run-time option TERMTHDACT(MSG).

Table 40. Output When LE/VSE Abends from an EXEC CICS Command

Output Message	Location	Issued By
DFH2206 14:35:34 DBDCCICS Transaction UTV8 has failed with abend AEIO. Resource backout was successful.	User's terminal	CICS
DFH2236 14:35:17 DBDCCICS Transaction UTV9 abend AEIO in routine UT9CVERI term P021 backout successful.	Transient data queue CSMT	CICS
P021UTV9 19960421143516 CEE3250C The system or user abend AEIO was issued.	Transient data queue CESE	LE/VSE

Part 3. Run-Time Messages and Codes

This part of the publication provides lists of LE/VSE and LE/VSE-component run-time messages and abend and reason codes that can appear as a result of errors in your routine.

Chapter 8. LE/VSE Run-Time Messages

The following messages relate to LE/VSE. Each message is followed by an explanation describing the condition that caused the message, a programmer response suggesting how you might prevent the message from occurring again, and a system action indicating how the system responds to the condition that caused the message.

The messages also contain a symbolic feedback code, which represents the first 8 bytes of a 12-byte condition token. You can think of the symbolic feedback code as the nickname for a condition. As such, the symbolic feedback code can be used in user-written condition handlers to screen for a given condition, even if it occurs at different locations in an application.

For a description of the format of LE/VSE run-time messages, see [“Interpreting Run-Time Messages” on page 21](#).

Within this topic, these LE/VSE run-time messages are contained in their own sections:

- [“VSE/POWER LSTQ Support Run-Time Messages” on page 219](#)
- [“Attention Routine Support Run-Time Messages” on page 223](#)
- [“CLER CICS Transaction Support Message” on page 231](#)

CEE0102S **An unrecognized condition token was passed to *routine* and could not be used.**

Explanation

The condition token passed to *routine* contained fields that were not within the range of accepted values.

System action

Unless the condition is handled, the default action is to terminate the enclave.

Programmer response

Verify that the condition token passed to *routine* does not contain invalid fields.

Symbolic Feedback Code

CEE036

CEE0198S **The termination of a thread was signaled due to an unhandled condition.**

Explanation

Termination imminent due to an unhandled condition was signaled or was the target of a promote.

System action

If this condition is signaled, or is the target of a promote, and it remains unhandled at stack frame

zero, the thread will terminate without re-raising this condition. If this condition was raised with CEESGL specifying a feedback code, the feedback code is returned to the caller of CEESGL and control is returned to the next sequential instruction following the call to CEESGL.

Programmer response

Call CEEITOK from a user-written condition handler to determine what condition was unhandled. With that information, you can either recover appropriately or allow termination to continue.

Symbolic Feedback Code

CEE066

CEE0199W **The termination of a thread was signaled due to a STOP statement.**

Explanation

The termination of a thread was signaled.

System action

The thread is terminated in a normal manner.

Programmer response

No response is required. A thread is terminating normally.

Symbolic Feedback Code

CEE067

CEE0201I **An unhandled condition was returned in a feedback code.**

Explanation

No language run-time component event handler or CEEHDL routine handled the condition.

System action

LE/VSE returns to the point at which the original condition was signaled.

Programmer response

See the original condition.

Symbolic Feedback Code

CEE069

CEE0250S **An unrecognized label variable was detected. The stack frame address could not be associated with an active stack frame.**

Explanation

A call to CEEGOTO was made with a bad label variable. The label variable should be a valid code point that is subject to a current save area.

System action

The thread is terminated.

Programmer response

The label variable applies to a program that is no longer active, or the label variable was not initialized. Make sure that the program is active.

Symbolic Feedback Code

CEE07Q

CEE0252W **CEEHDLU was unable to find the requested user-written condition handler routine.**

Explanation

A call to CEEHDLU was made to unregister a user-written condition handler that was not registered.

System action

No user-written condition handlers are removed.

Programmer response

Ensure that the user-written condition handler you are trying to free is registered.

Symbolic Feedback Code

CEE07S

CEE0253W **A user-written condition handler was unregistered. Additional registration remain in the queue.**

Explanation

A call to CEEHDLU was made to unregister a user-written condition handler. The user-written condition handler had been registered a multiple number of times.

System action

The first occurrence of the user-written condition handler is removed from the queue. Other registrations remain on the queue.

Programmer response

No programmer action is required.

Symbolic Feedback Code

CEE07T

CEE0254W **The first parameter passed to CEEMRCR was not 0 or 1.**

Explanation

The first parameter passed to CEEMRCR was neither 0 nor 1.

System action

The resume cursor is not moved.

Programmer response

Change the first parameter (*type_of_move*) passed to CEEMRCR to a valid value (0 or 1).

Symbolic Feedback Code

CEE07U

CEE0255S **The first parameter passed to CEEMRCE was an unrecognized label.**

Explanation

A move resume cursor must be made to a valid label pointed to by CEEMRCE.

System action

The thread is terminated.

Programmer response

Change the position parameter pointed to by CEEMRCE to a valid label.

Symbolic Feedback Code

CEE07V

CEE0256W **The user-written condition handler routine specified was already registered for this stack frame. It was registered again.**

Explanation

CEEHDLR provided for multiple registration of user-written condition handler routines but the registration of the same routine again for the same stack frame is considered unusual.

System action

The handler is registered.

Programmer response

No response is required. This message is just a warning.

Symbolic Feedback Code

CEE080

CEE0257S **The routine specified contained an invalid entry variable.**

Explanation

CEEHDLR could not validate the entry variable passed.

System action

The thread is terminated.

Programmer response

Build and pass CEEHDLR a valid entry variable.

Symbolic Feedback Code

CEE081

CEE0259S **A move to stack frame zero using CEEMRCR was attempted from a MAIN routine.**

Explanation

The handler for the first stack frame beyond stack frame zero attempted to do a move of the resume cursor with type_of_move = 1. The resume cursor was not moved.

System action

The resume cursor is not moved. The thread is terminated.

Programmer response

Do not attempt to move the resume cursor to the caller of the main routine. If you want to end the thread, signal Termination Imminent.

Symbolic Feedback Code

CEE083

CEE0260S **No condition was active when a call to a condition management routine was made. The requested function was not performed.**

Explanation

The condition manager had no record of an active condition.

System action

Unless the condition is handled, the default action is to terminate the enclave.

Programmer response

No response is required. Calls to these routines should only be made within the handler routine.

Symbolic Feedback Code

CEE084

CEE0264S **An invalid request to resume a condition was detected.**

Explanation

A user-written condition handler attempted to resume for a condition for which resumption is not allowed unless the resume cursor is moved.

System action

The resume request that triggered this condition is ignored.

Programmer response

Move the resume cursor as part of handling the condition.

Symbolic Feedback Code

CEE088

Note: CEE088 may not be handled and resumed without moving the resume cursor. If resumption is requested without moving the resume cursor, the environment is terminated with abend 4091-12.

CEE0277W	CEEMRCR was called to perform an unnecessary move.
-----------------	---

Explanation

A user-written condition handler attempted to move the resume cursor with `type_of_move = 0` and with the handle and resume cursors pointing to the same stack frame. The handle and resume cursor might point to the same stack frame either because the handler is for the incurring frame or because the resume cursor has already been moved to the frame being handled.

System action

No action is taken by the condition manager. The resume cursor is not moved.

Programmer response

No response is necessary.

Symbolic Feedback Code

CEE08L

CEE0355C	The user-written condition handler that was scheduled using CEEHDLR returned an unrecognized result code.
-----------------	--

Explanation

A user-written handler passed an invalid result code. A user-written condition handler has either returned

without setting a reason code variable to a valid response code or has moved the resume cursor that caused a return to condition management without a valid response code being set.

System action

The thread is terminated.

Programmer response

Supply a valid result code.

Symbolic Feedback Code

CEE0B3

CEE0356C	An internal condition handler returned an unrecognized result code.
-----------------	--

Explanation

A language run-time component condition handler passed an invalid result code.

System action

The thread is terminated.

Programmer response

Contact your service representative.

Symbolic Feedback Code

CEE0B4

CEE0374C	CONDITION = <i>condition-id</i> TOKEN = <i>condition-token</i> WHILE PROCESSING PROGRAM <i>program-unit</i> WHICH STARTS AT <i>address</i> AT THE TIME OF INTERRUPT
-----------------	--

Explanation

An unrecoverable condition has occurred while processing a previously-unhandled condition. The `condition-id` corresponds to the LE/VSE message number associated with the failure, and `condition-token` is the internal representation of the event (where the `condition-id` and `condition-token` translate to each other). The message is issued to the operator console when nested conditions occur. The message display includes the registers and PSW information relating to the displayed condition token. This is the condition that was being processed when the unrecoverable error occurred. If this message

appears more than once, the conditions appear in order of occurrence.

PSW	<i>psw</i>			
GPR 0-3	<i>gpr 0</i>	<i>gpr 1</i>	<i>gpr 2</i>	<i>gpr 3</i>
GPR 4-7	<i>gpr 4</i>	<i>gpr 5</i>	<i>gpr 6</i>	<i>gpr 7</i>
GPR 8-B	<i>gpr 8</i>	<i>gpr 9</i>	<i>gpr A</i>	<i>gpr B</i>
GPR C-F	<i>gpr C</i>	<i>gpr D</i>	<i>gpr E</i>	<i>gpr F</i>

System action

The thread is terminated abnormally.

Programmer response

The earliest condition is the one that should be investigated and corrected. For information on condition tokens and how the CEE0374C message is used to debug errors, refer to [“Using Condition Information”](#) on page 16.

Symbolic Feedback Code

CEE0BM

CEE0398W **Resume with new input.**

Explanation

This condition was returned from a user-written condition handler to tell LE/VSE to retry the operation with new input.

System action

LE/VSE attempts to retry the operation.

Programmer response

No programmer response is required.

Symbolic Feedback Code

CEE0CE

CEE0399W **Resume with new output.**

Explanation

This condition was returned from a user-written condition handler to tell LE/VSE to retry the operation with new output.

System action

LE/VSE resumes execution with new output.

Programmer response

No programmer response is required.

Symbolic Feedback Code

CEE0CF

CEE0400E **An invalid action code *action-code* was passed to routine *routine-name*.**

Explanation

An action code parameter passed to *routine* did not contain a valid value.

System action

No system action is performed. The output is undefined.

Programmer response

Provide a valid action code.

Symbolic Feedback Code

CEE0CG

CEE0401S **An invalid case code *case-code* was passed to routine *routine-name*.**

Explanation

A case code parameter must be a 2-byte integer with a value of 1 or 2.

System action

No system action is performed. The output is undefined.

Programmer response

Provide a valid case code.

Symbolic Feedback Code

CEE0CH

CEE0402S **An invalid control code *control-code* was passed to routine *routine-name*.**

Explanation

A control code parameter must be a 2-byte integer with a value of 0 or 1.

System action

No system action is performed.

Programmer response

Provide a valid control code.

Symbolic Feedback Code

CEE0CI

CEE0403S An invalid severity code *severity-code* was passed to routine *routine-name*.

Explanation

Severity code parameter must be a 2-byte integer with a value between 0 and 4.

System action

No system action is performed.

Programmer response

Provide a valid severity code.

Symbolic Feedback Code

CEE0CJ

CEE0404W Facility ID *facility-id* with non-alphanumeric characters was passed to routine *routine-name*.

Explanation

A facility ID parameter was passed with characters not in the range A–Z, a–z, or 0–9. Processing will continue.

System action

No system action is performed. Processing continues.

Programmer response

Verify that the facility ID passed is the correct value.

Symbolic Feedback Code

CEE0CK

CEE0450S The message inserts for the condition token with message number *message-number* and facility ID *facility-id* could not be located.

Explanation

An insert area for the given condition token did not exist. It possibly was never allocated, or was reused by another condition.

System action

No system action is performed.

Programmer response

Verify that the *message-number* and *facility_ID* passed contain the correct values. If so, verify that the program was run with the MSGQ option specifying a large enough value to contain all the insert areas necessary for this program to run.

Symbolic Feedback Code

CEE0E2

CEE0451S An invalid destination code *destination-code* was passed to routine *routine-name*.

Explanation

A destination code must be a 4-byte integer with a value of 2.

System action

No system action is performed. The message is not written.

Programmer response

Provide a valid destination code.

Symbolic Feedback Code

CEE0E3

CEE0452S An invalid facility ID *facility-id* was passed to routine *routine-name*.

Explanation

Facility ID parameter must be a 3-alphanumeric character field.

System action

No system action is performed. The output is undefined.

Programmer response

Provide a facility ID made up of three alphanumeric characters that corresponds to a product recognized by LE/VSE. The IBM-supplied facility IDs are IBM, IGZ, and EDC.

Symbolic Feedback Code

CEE0E4

CEE0454S **The message number *message-number* could not be found for facility ID *facility-id*.**

Explanation

The message could not be located within the source message files for *facility-id*.

System action

No system action is performed. The message is not written.

Programmer response

Ensure the message number is contained within the source message file for *facility-id*.

Symbolic Feedback Code

CEE0E6

CEE0455W **The message with message number *message-number* and facility ID *facility-id* was truncated.**

Explanation

The message could not fit within the message buffer supplied. `Msg_index` contains the index into the message returned.

System action

The index into the message is returned in `msg_index`.

Programmer response

Subsequent calls to `CEEMGET` with the previously returned `msg_index` value will retrieve the remainder of the message.

Symbolic Feedback Code

CEE0E7

CEE0457S **The message file destination *filename* could not be located.**

Explanation

An error was detected trying to access the given message file *filename*. If *filename* is `SYSLST`, this message indicates that `SYSLST` is unassigned.

System action

No system action is performed. The message is not written.

Programmer response

Verify that the file exists and is usable.

Symbolic Feedback Code

CEE0E9

CEE0458S **The message repository *repository-name* could not be located.**

Explanation

The phase containing the table of message file names cannot be located. The name of each IBM-supplied phase is `xxxMSGT`, where `xxx` is the facility ID. The name of each user-defined phase is `txxxMSGT`, where `t` is 'U' for a user-assigned facility ID, and `xxx` is the facility ID. `MSGT` is the letters 'MSGT'.

System action

No system action is performed. The message is not written.

Programmer response

Verify that the table exists and is appropriately named.

Symbolic Feedback Code

CEE0EA

CEE0459S **Not enough storage was available to create a new instance specific information block.**

Explanation

A new ISI could not be created because not enough storage was available.

System action

No storage is allocated.

Programmer response

Ensure that the partition GETVIS size is sufficient to run the application. Verify that the storage size specified in the HEAP run-time option is reasonable, given the partition GETVIS size allocated to the application.

Symbolic Feedback Code

CEE0EB

CEE0460W	Multiple instances of the condition token with message number <i>message-number</i> and facility ID <i>facility-id</i> were detected.
-----------------	--

Explanation

A message insert block for the given condition token already exists. A new message insert block was created. The two were differentiated by the *i_s_info* field in the condition token.

System action

A call to CEEMSG or CEEMGET will format the message associated with the instance of the message insert block indicated by the *i_s_info* field of the condition token.

Programmer response

No response is required.

Symbolic Feedback Code

CEE0EC

CEE0461S	The maximum number of unique message insert blocks was reached. This condition token had its <i>I_S_info</i> field set to 1.
-----------------	---

Explanation

The maximum number of 2,147,483,647 unique message insert blocks was reached. The condition token passed will have its *i_s_info* field wrap around to 1.

System action

The *i_s_info* field in the condition token is set to 1.

Programmer response

No response is required.

Symbolic Feedback Code

CEE0ED

CEE0462S	Instance specific information for the condition token with message number <i>message-number</i> and facility ID <i>facility-id</i> could not be found.
-----------------	---

Explanation

The instance specific information associated with the condition token was not located. It possibly was reused by another condition if the number specified in the MSGQ run-time option has been exceeded.

System action

No system action is performed. The message is not written.

Programmer response

Specify a MSGQ run-time option that is sufficient to contain all the active ISIs.

Symbolic Feedback Code

CEE0EE

CEE0463S	The maximum size for an insert data item was exceeded.
-----------------	---

Explanation

The maximum size of 254 for the length of an insert data item was exceeded.

System action

No system action is performed. The insert is not created.

Programmer response

Make the insert 254 characters or less. If this is not possible, divide the insert into 2 or more inserts.

Symbolic Feedback Code

CEE0EF

CEE0464S	Instance-specific information for the condition token with message number <i>message-number</i> and facility ID <i>facility-id</i> did not exist.
-----------------	--

Explanation

No ISI was associated with the condition token. It is most likely that the information was never created.

System action

No system action is performed. The message is not written.

Programmer response

If this condition was returned by an LE/VSE service, contact your service representative. Otherwise, make sure that the correct `i_s_info` was identified.

Symbolic Feedback Code

CEE0EG

CEE053S	An internal error was detected in creating the inserts for a condition.
----------------	--

Explanation

An invalid insert number was passed to the routine to format inserts.

System action

No system action is performed.

Programmer response

Contact your service representative.

Symbolic Feedback Code

CEE0H9

CEE054W	A value outside the range of 0 through 999,999 was supplied. However, the value was still used as the enclave return code.
----------------	---

Explanation

LE/VSE prefers the user to set the enclave return code to a value of 0 through 999,999.

System action

The value will still be used as the enclave return code.

Programmer response

If possible, change the return code to be within the range of 0 through 999,999.

Symbolic Feedback Code

CEE0HA

CEE0802C	Heap storage control information was damaged.
-----------------	--

Explanation

Internal control information saved in header records within the heap was damaged.

System action

No storage is allocated. A severity 4 condition is signaled and the application is terminated.

Programmer response

Ensure that your program does not write data to an area larger than the original allocation. For example, allocating a 100-byte area and then writing 120 bytes to this area could cause damage to storage headers.

Symbolic Feedback Code

CEE0P2

CEE0803S	The heap identifier in a get storage request or a discard heap request was unrecognized.
-----------------	---

Explanation

The heap identifier supplied in a call to CEEGTST or CEEDSHP did not match any known heap identifier, or the heap had already been discarded by a call to CEEDSHP (discard heap) prior to the request.

System action

No storage is allocated. The value of the address parameter is undefined.

Programmer response

For get heap storage requests, ensure that the value in the heap identifier parameter is either 0, indicating the default heap, or an identifier returned by the CEECRHP (create heap) service. For all other requests, ensure that the heap is not discarded prior to the request.

Symbolic Feedback Code

CEE0P3

CEE0804S	The initial size value supplied in a create heap (CEECRHP) request was invalid.
-----------------	--

Explanation

The initial size value supplied to CEECRHP was a negative number.

System action

No heap is created. The value of the heap identifier is undefined.

Programmer response

Ensure that the value in the initial size parameter is either 0, indicating "same as the initial heap," or a positive integer.

Symbolic Feedback Code

CEE0P4

CEE0805S	The increment size value supplied in a create heap (CEECRHP) request was invalid.
-----------------	--

Explanation

The increment size value supplied to CEECRHP was a negative number.

System action

No heap is created. The value of the heap identifier is undefined.

Programmer response

Ensure that the value in the increment size parameter is either 0, indicating "same as the initial heap," or a positive integer.

Symbolic Feedback Code

CEE0P5

CEE0806S	The options value supplied in a create heap (CEECRHP) request was unrecognized.
-----------------	--

Explanation

The value of the options parameter supplied to CEECRHP was not recognized.

System action

No heap is created. The value of the heap identifier is undefined.

Programmer response

Ensure that the value in the options parameter is either 0, indicating "same as the initial heap," or one of the supported options values documented in [LE/VSE Programming Reference](#).

Symbolic Feedback Code

CEE0P6

CEE0808S	Storage size in a get storage request (CEEGTST) or a reallocate request (CEECZST) was not a positive number.
-----------------	---

Explanation

The size parameter supplied in a get storage request call to CEEGTST or a reallocate call to CEECZST was less than or equal to 0.

System action

No storage is allocated. The value of the address parameter is undefined.

Programmer response

Ensure that the size parameter is a positive integer representing the number of bytes of storage to be obtained.

Symbolic Feedback Code

CEE0P8

CEE0809S	The maximum number of heaps was reached.
-----------------	---

Explanation

The maximum number of heaps had already been created.

System action

No heap is created. The value of the heap identifier is undefined.

Programmer response

Modify the program to discard unneeded heaps before attempting to create a new heap or restructure the application so that it requires fewer heaps.

Symbolic Feedback Code

CEE0P9

CEE0810S **The storage address in a free storage (CEEFRST) request was not recognized, or heap storage (CEECZST) control information was damaged.**

Explanation

The address parameter supplied in a call to CEEFRST or CEECZST did not contain the starting address of a currently allocated area in the heap. Either the supplied address was invalid, or the area had been freed previously.

System action

No storage is freed. The address parameter is left unchanged so that its value can be examined.

Programmer response

Ensure that the address parameter contains a value returned by a call to CEEGTST or CEECZST. Ensure that the storage area to be freed has not been freed previously.

Symbolic Feedback Code

CEE0PA

CEE0812S **An invalid attempt to discard the initial heap was made.**

Explanation

The heap identifier supplied in a discard heap request was zero (indicating the initial heap) but the initial heap cannot be discarded.

System action

No storage is freed. The value of the heap identifier remains unchanged.

Programmer response

Ensure that the heap identifier supplied in the discard heap call is an identifier returned by the create heap (CEECRHP) service.

Symbolic Feedback Code

CEE0PC

CEE0813S **Insufficient storage was available to satisfy a get storage (CEECZST) request.**

Explanation

There was not enough free storage available to satisfy a get storage call to CEEGTST or reallocate request call to CEECZST. This message indicates that storage management could not obtain sufficient storage from the operating system to create an additional heap segment or stack segment.

System action

No storage is allocated. The value of the address parameter is undefined.

Programmer response

Ensure that the partition GETVIS size is sufficient to run the application. Ensure that the size parameter in the get storage request is not an unusually large number. Verify that the storage sizes specified in the HEAP and STACK run-time options are reasonable, given the partition GETVIS size allocated to the application. Verify that you are using storage options that get your storage from above the 16MB line, if you can, since you can run out of storage below the line much more easily.

Symbolic Feedback Code

CEE0PD

CEE0814S **Insufficient storage was available to satisfy a get storage (CEECZST) request. Request was for *nbytes* bytes from *location* storage.**

Explanation

There was not enough free storage available to satisfy a get storage call to CEEGTST, or to reallocate request call to CEECZST for *nbytes* from *location*.

System action

No storage is allocated. The value of the address parameter is undefined.

Programmer response

Ensure that the partition GETVIS size is sufficient to run the application. Ensure that the "size" parameter in the get storage request is not too large. Verify that the storage sizes specified in the HEAP run-time option are correct in relation to the partition size allocated to the application. Verify that the storage options being used obtain storage from above the 16MB line (if possible), since running out of storage below the line can happen more easily.

Symbolic Feedback Code

CEE0PE

CEE1000S **Language Environment internal abend. ABCODE = *abend-code* REASON = *reason-code***

Explanation

This message was issued to the operator's console in CICS to indicate that LE/VSE has abended, with the abend code and reason code as specified in the message, in hexadecimal.

System action

The transaction is terminated abnormally with the abend code stated in this message.

Programmer response

See Chapter 13, “LE/VSE Abend Codes,” on page 397 for information about the cause of the abend.

Symbolic Feedback Code

CEE0V8

CEE1001E **A cross program branching was attempted as a result of a CICS HANDLE command with the LABEL options. This was not supported by the language identified as *identifier*.**

Explanation

The *HLL* does not support transferring control to specified LABEL.

identifier

HLL

03

C

05

COBOL

10

PL/I

15

Assembler

System action

No system action is performed.

Programmer response

This is a language-specific restriction. For more information about running LE/VSE-conforming applications under CICS, see [LE/VSE Programming Guide](#).

Symbolic Feedback Code

CEE0V9

CEE2001E **For an exponentiation operation (*R**S*) where R and S are real values, R was less than zero in math routine *routine-name*.**

Explanation

Invalid arguments were specified to the scalar math routine.

System action

The output value from the math routine is undefined.

Programmer response

Ensure the arguments are valid to the math routine. You might want to register a user handler that will gain control if this condition is signaled (if the feedback token was omitted on the call to the math routine, then the condition is signaled). If you specify the feedback token on the call to the math routine, examine the feedback token upon return from the math routine and take appropriate action.

Symbolic Feedback Code

CEE1UH

CEE2002E **The argument value was too close to one of the singularities (plus or minus $\pi/2$, plus or minus $3\pi/2$, for the tangent; or plus or minus π , plus or minus 2π , for the cotangent) in math routine *routine-name*.**

Explanation

Invalid arguments were specified to the scalar math routine.

System action

The output value from the math routine is undefined.

Programmer response

Ensure the arguments are valid to the math routine. You might want to register a user handler that will gain control if this condition is signaled (if the feedback token was omitted on the call to the math routine, then the condition is signaled). If you specify the feedback token on the call to the math routine, examine the feedback token upon return from the math routine and take appropriate action.

Symbolic Feedback Code

CEE1UI

CEE2003E	For an exponentiation operation (I**J) where I and J are integers, I was equal to zero and J was less than or equal to zero in math routine <i>routine-name</i>.
-----------------	---

Explanation

Invalid arguments were specified to the scalar math routine.

System action

The output value from the math routine is undefined.

Programmer response

Ensure the arguments are valid to the math routine. You might want to register a user handler that will gain control if this condition is signaled (if the feedback token was omitted on the call to the math routine, then the condition is signaled). If you specify the feedback token on the call to the math routine, examine the feedback token upon return from the math routine and take appropriate action.

Symbolic Feedback Code

CEE1UJ

CEE2004E	For an exponentiation operation (R**I) where R is real and I is an integer, R was equal to zero and I was less than or equal to zero in math routine <i>routine-name</i>.
-----------------	--

Explanation

Invalid arguments were specified to the scalar math routine.

System action

The output value from the math routine is undefined.

Programmer response

Ensure the arguments are valid to the math routine. You might want to register a user handler that will gain control if this condition is signaled (if the feedback token was omitted on the call to the math routine, then the condition is signaled). If you specify the feedback token on the call to the math routine, examine the feedback token upon return from the math routine and take appropriate action.

Symbolic Feedback Code

CEE1UK

CEE2005E	The value of the argument was outside the valid range <i>range</i> in math routine <i>routine-name</i>.
-----------------	--

Explanation

Invalid input parameters were specified to the scalar math routine.

System action

The output value from the math routine is undefined.

Programmer response

Ensure the arguments are valid to the math routine. You might want to register a user handler that will gain control if this condition is signaled (if the feedback token was omitted on the call to the math routine, then the condition is signaled). If you specify the feedback token on the call to the math routine, examine the feedback token upon return from the math routine and take appropriate action.

Symbolic Feedback Code

CEE1UL

CEE2006E	For an exponentiation operation (R**S) where R and S are real values, R was equal to zero and S was less than or equal to zero in math routine <i>routine-name</i>.
-----------------	--

Explanation

Invalid arguments were specified to the scalar math routine.

System action

The output value from the math routine is undefined.

Programmer response

Ensure the arguments are valid to the math routine. You might want to register a user handler that will gain control if this condition is signaled (if the feedback token was omitted on the call to the math routine, then the condition is signaled). If you specify the feedback token on the call to the math routine, examine the feedback token upon return from the math routine and take appropriate action.

Symbolic Feedback Code

CEE1UM

CEE2007E **The exponent exceeded *limit* in math routine *routine-name*.**

Explanation

Invalid arguments were specified to the scalar math routine.

System action

The output value from the math routine is undefined.

Programmer response

Ensure the arguments are valid to the math routine. You might want to register a user handler that will gain control if this condition is signaled (if the feedback token was omitted on the call to the math routine, then the condition is signaled). If you specify the feedback token on the call to the math routine, examine the feedback token upon return from the math routine and take appropriate action.

Symbolic Feedback Code

CEE1UN

CEE2008E **For an exponentiation operation ($Z^{**}P$) where the complex base Z equals zero, the real part of the complex exponent P , or the integer exponent P was less than or equal to zero in math routine *routine-name*.**

Explanation

Invalid arguments were specified to the scalar math routine.

System action

The output value from the math routine is undefined.

Programmer response

Ensure the arguments are valid to the math routine. You might want to register a user handler that will gain control if this condition is signaled (if the feedback token was omitted on the call to the math routine, then the condition is signaled). If you specify the feedback token on the call to the math routine, examine the feedback token upon return from the math routine and take appropriate action.

Symbolic Feedback Code

CEE1UO

CEE2009E **The value of the real part of the argument was greater than *limit* in math routine *routine-name*.**

Explanation

Invalid arguments were specified to the scalar math routine.

System action

The output value from the math routine is undefined.

Programmer response

Ensure the arguments are valid to the math routine. You might want to register a user handler that will gain control if this condition is signaled (if the feedback token was omitted on the call to the math routine, then the condition is signaled). If you specify the feedback token on the call to the math routine, examine the feedback token upon return from the math routine and take appropriate action.

Symbolic Feedback Code

CEE1UP

CEE2010E **The argument was less than *limit* in math routine *routine-name*.**

Explanation

Invalid arguments were specified to the scalar math routine.

System action

The output value from the math routine is undefined.

Programmer response

Ensure the arguments are valid to the math routine. You might want to register a user handler that will gain

control if this condition is signaled (if the feedback token was omitted on the call to the math routine, then the condition is signaled). If you specify the feedback token on the call to the math routine, examine the feedback token upon return from the math routine and take appropriate action.

Symbolic Feedback Code

CEE1UQ

CEE2011E **The argument was greater than *limit* in math routine *routine-name*.**

Explanation

Invalid arguments were specified to the scalar math routine.

System action

The output value from the math routine is undefined.

Programmer response

Ensure the arguments are valid to the math routine. You might want to register a user handler that will gain control if this condition is signaled (if the feedback token was omitted on the call to the math routine, then the condition is signaled). If you specify the feedback token on the call to the math routine, examine the feedback token upon return from the math routine and take appropriate action.

Symbolic Feedback Code

CEE1UR

CEE2012E **The argument was less than or equal to *limit* in math routine *routine-name*.**

Explanation

Invalid arguments were specified to the scalar math routine.

System action

The output value from the math routine is undefined.

Programmer response

Ensure the arguments are valid to the math routine. You might want to register a user handler that will gain control if this condition is signaled (if the feedback token was omitted on the call to the math routine, then the condition is signaled). If you specify the feedback token on the call to the math routine, examine the

feedback token upon return from the math routine and take appropriate action.

Symbolic Feedback Code

CEE1US

CEE2013E **The absolute value of the imaginary part of the argument was greater than *limit* in math routine *routine-name*.**

Explanation

Invalid arguments were specified to the scalar math routine.

System action

The output value from the math routine is undefined.

Programmer response

Ensure the arguments are valid to the math routine. You might want to register a user handler that will gain control if this condition is signaled (if the feedback token was omitted on the call to the math routine, then the condition is signaled). If you specify the feedback token on the call to the math routine, examine the feedback token upon return from the math routine and take appropriate action.

Symbolic Feedback Code

CEE1UT

CEE2014E **Both arguments were equal to *limit* in math routine *routine-name*.**

Explanation

Invalid arguments were specified to the scalar math routine.

System action

The output value from the math routine is undefined.

Programmer response

Ensure the arguments are valid to the math routine. You might want to register a user handler that will gain control if this condition is signaled (if the feedback token was omitted on the call to the math routine, then the condition is signaled). If you specify the feedback token on the call to the math routine, examine the feedback token upon return from the math routine and take appropriate action.

Symbolic Feedback Code

CEE1UU

CEE2015E **The absolute value of the imaginary part of the argument was greater than or equal to *limit* in math routine *routine-name*.**

Explanation

Invalid arguments were specified to the scalar math routine.

System action

The output value from the math routine is undefined.

Programmer response

Ensure the arguments are valid to the math routine. You might want to register a user handler that will gain control if this condition is signaled (if the feedback token was omitted on the call to the math routine, then the condition is signaled). If you specify the feedback token on the call to the math routine, examine the feedback token upon return from the math routine and take appropriate action.

Symbolic Feedback Code

CEE1UV

CEE2016E **The absolute value of the argument was greater than *limit* in math routine *routine-name*.**

Explanation

Invalid arguments were specified to the scalar math routine.

System action

The output value from the math routine is undefined.

Programmer response

Ensure the arguments are valid to the math routine. You might want to register a user handler that will gain control if this condition is signaled (if the feedback token was omitted on the call to the math routine, then the condition is signaled). If you specify the feedback token on the call to the math routine, examine the feedback token upon return from the math routine and take appropriate action.

Symbolic Feedback Code

CEE1V0

CEE2017E **The absolute value of the argument was greater than or equal to *limit* in math routine *routine-name*.**

Explanation

Invalid arguments were specified to the scalar math routine.

System action

The output value from the math routine is undefined.

Programmer response

Ensure the arguments are valid to the math routine. You might want to register a user handler that will gain control if this condition is signaled (if the feedback token was omitted on the call to the math routine, then the condition is signaled). If you specify the feedback token on the call to the math routine, examine the feedback token upon return from the math routine and take appropriate action.

Symbolic Feedback Code

CEE1V1

CEE2018E **The real and imaginary parts of the argument were equal to *limit* in math routine *routine-name*.**

Explanation

Invalid arguments were specified to the scalar math routine.

System action

The output value from the math routine is undefined.

Programmer response

Ensure the arguments are valid to the math routine. You might want to register a user handler that will gain control if this condition is signaled (if the feedback token was omitted on the call to the math routine, then the condition is signaled). If you specify the feedback token on the call to the math routine, examine the feedback token upon return from the math routine and take appropriate action.

Symbolic Feedback Code

CEE1V2

CEE2019E **The absolute value of the real part of the argument was greater than or equal to *limit* in math routine *routine-name*.**

Explanation

Invalid arguments were specified to the scalar math routine.

System action

The output value from the math routine is undefined.

Programmer response

Ensure the arguments are valid to the math routine. You might want to register a user handler that will gain control if this condition is signaled (if the feedback token was omitted on the call to the math routine, then the condition is signaled). If you specify the feedback token on the call to the math routine, examine the feedback token upon return from the math routine and take appropriate action.

Symbolic Feedback Code

CEE1V3

CEE2020E **For an exponentiation operation ($R^{**}S$) where R and S are real values, either R is equal to zero and S is negative, or R is negative and S is not an integer whose absolute value is less than or equal to *limit* in math routine *routine-name*.**

Explanation

Invalid arguments were specified to the scalar math routine.

System action

The output value from the math routine is undefined.

Programmer response

Ensure the arguments are valid to the math routine. You might want to register a user handler that will gain control if this condition is signaled (if the feedback token was omitted on the call to the math routine, then the condition is signaled). If you specify the feedback token on the call to the math routine, examine the

feedback token upon return from the math routine and take appropriate action.

Symbolic Feedback Code

CEE1V4

CEE2021E **For an exponentiation operation ($X^{**}Y$), the argument combination of $Y * \log_2(X)$ generated a number greater than or equal to *limit* in math routine *routine-name*.**

Explanation

Invalid arguments were specified to the scalar math routine.

System action

The output value from the math routine is undefined.

Programmer response

Ensure the arguments are valid to the math routine. You might want to register a user handler that will gain control if this condition is signaled (if the feedback token was omitted on the call to the math routine, then the condition is signaled). If you specify the feedback token on the call to the math routine, examine the feedback token upon return from the math routine and take appropriate action.

Symbolic Feedback Code

CEE1V5

CEE2022E **The value of the argument was plus or minus *limit* in math routine *routine-name*.**

Explanation

Invalid arguments were specified to the scalar math routine.

System action

The output value from the math routine is undefined.

Programmer response

Ensure the arguments are valid to the math routine. You might want to register a user handler that will gain control if this condition is signaled (if the feedback token was omitted on the call to the math routine, then the condition is signaled). If you specify the feedback token on the call to the math routine, examine the

feedback token upon return from the math routine and take appropriate action.

Symbolic Feedback Code

CEE1V6

CEE2025W **An underflow has occurred in math routine *routine-name*.**

Explanation

An underflow has occurred in calculating the results in the scalar math routine.

System action

The output value from the math routine is undefined.

Programmer response

Ensure the arguments are valid to the math routine. You might want to register a user handler that will gain control if this condition is signaled (if the feedback token was omitted on the call to the math routine, then the condition is signaled). If you specify the feedback token on the call to the math routine, examine the feedback token upon return from the math routine and take appropriate action.

Symbolic Feedback Code

CEE1V9

CEE2028E **The value of the second argument was outside the valid range *range* in math routine *routine-name*.**

Explanation

Invalid arguments were specified to the scalar math routine.

System action

The output value from the math routine is undefined.

Programmer response

Ensure the arguments are valid to the math routine. You might want to register a user handler that will gain control if this condition is signaled (if the feedback token was omitted on the call to the math routine, then the condition is signaled). If you specify the feedback token on the call to the math routine, examine the feedback token upon return from the math routine and take appropriate action.

Symbolic Feedback Code

CEE1VC

CEE2502S **The UTC/GMT was not available from the system.**

Explanation

A call to CEEUTC or CEEGMT failed because the system clock was in an invalid state, or an invalid date was specified in the DATE job control statement. The current time cannot be determined.

System action

All output values are set to 0.

Programmer response

Notify systems support personnel that the system clock is in an invalid state, or correct the date specified in the DATE job control statement.

Symbolic Feedback Code

CEE2E6

CEE2503S **The offset from UTC/GMT to local time was not available from the system.**

Explanation

A call to CEEGMT0 failed because either (1) the current operating system could not be determined, or (2) the time zone field in the operating system control block appears to contain invalid data.

System action

All output values are set to 0.

Programmer response

Notify systems support personnel that the local time offset stored in the operating system appears to contain invalid data.

Symbolic Feedback Code

CEE2E7

CEE2505S **The `input_seconds` value in a call to `CEEDATM` or `CEESECI` was not within the supported range.**

Explanation

The input_seconds value passed in a call to CEEDATM or CEESECI was not a floating-point number between 86,400.0 and 265,621,679,999.999. The input parameter should represent the number of seconds elapsed since 00:00:00 on 14 October 1582, with 00:00:00.000 15 October 1582 being the first supported date/time, and 23:59:59.999 31 December 9999 being the last supported date/time.

System action

For CEEDATM, the output value is set to blanks. For CEESECI, all output parameters are set to 0.

Programmer response

Verify that input parameter contains a floating-point value between 86,400.0 and 265,621,679,999.999.

Symbolic Feedback Code

CEE2E9

CEE2506S	Japanese (<JJJJ>) or Chinese (<CCCC> or <CCCCCCCC>) Era was used in a picture string passed to CEEDATM, but the input number-of-seconds value was not within the supported range. The era could not be determined.
-----------------	---

Explanation

In a CEEDATM call, the picture string indicated that the input value was to be converted to a Japanese (<JJJJ>) or Chinese (<CCCC> or <CCCCCCCC>) Era; however the input value that was specified lies outside the range of supported eras.

System action

The output value is set to blanks.

Programmer response

Verify that the input value contains a valid number-of-seconds value within the range of supported eras.

Symbolic Feedback Code

CEE2EA

CEE2507S	Insufficient data was passed to CEEDAYS or CEESECS. The Lilian value was not calculated.
-----------------	---

Explanation

The picture string passed in a CEEDAYS or CEESECS call did not contain enough information. For example, it is an error to use the picture string 'MM/DD' (month and day only) in a call to CEEDAYS or CEESECS, because the year value is missing. The minimum information required to calculate a Lilian value is either (1) month, day and year, or (2) year and Julian day.

System action

The output value is set to 0.

Programmer response

Verify that the picture string specified in a call to CEEDAYS or CEESECS specifies, as a minimum, the location in the input string of either (1) the year, month, and day, or (2) the year and Julian day.

Symbolic Feedback Code

CEE2EB

CEE2508S	The date value passed to CEEDAYS or CEESECS was invalid.
-----------------	---

Explanation

In a CEEDAYS or CEESECS call, the value in the DD or DDD field is not valid for the given year and/or month. For example, 'MM/DD/YY' with '02/29/90', or 'YYYY.DDD' with '1990.366' are invalid because 1990 is not a leap year. This code may also be returned for any non-existent date value such as June 31st, January 0.

System action

The output value is set to 0.

Programmer response

Verify that the format of the input data matches the picture string specification and that input data contains a valid date.

Symbolic Feedback Code

CEE2EC

CEE2509S	The Japanese or Chinese Era passed to CEEDAYS or CEESECS was not recognized.
-----------------	---

Explanation

The value in the Japanese (<JJJJ>) or Chinese (<CCCC> or <CCCCCCCC>) Era field passed in a call to CEEDAYS or CEESECS did not contain a supported Japanese or Chinese Era name.

System action

The output value is set to 0.

Programmer response

Verify that the format of the input data matches the picture string specification and that the spelling of the Japanese or Chinese Era name is correct. Note that the era name must be a proper DBCS string, that is, the '<' position must contain a shift-out character (X'0E') and the '>' position must contain a shift-in character (X'0F').

Symbolic Feedback Code

CEE2ED

CEE2510S	The hours value in a call to CEEISEC or CEESECS was not recognized.
-----------------	--

Explanation

(1) In a CEEISEC call, the hours parameter did not contain a number between 0 and 23, or (2) in a CEESECS call, the value in the HH (hours) field does not contain a number between 0 and 23, or the "AP" (a.m./p.m.) field is present and the HH field does not contain a number between 1 and 12.

System action

The output value is set to 0.

Programmer response

For CEEISEC, verify that the hours parameter contains an integer between 0 and 23. For CEESECS, verify that the format of the input data matches the picture string specification, and that the hours field contains a value between 0 and 23, (or 1 and 12 if the "AP" field is used).

Symbolic Feedback Code

CEE2EE

CEE2511S	The day parameter passed in a CEEISEC call was invalid for year and month specified.
-----------------	---

Explanation

The day parameter passed in a CEEISEC call did not contain a valid day number. The combination of year, month, and day formed an invalid date value. Examples: year=1990, month=2, day=29; or month=6, day=31; or day=0.

System action

The output value is set to 0.

Programmer response

Verify that the day parameter contains an integer between 1 and 31, and that the combination of year, month, and day represents a valid date.

Symbolic Feedback Code

CEE2EF

CEE2512S	The Lilian date value passed in a call to CEEDATE or CEEDYWK was not within the supported range.
-----------------	---

Explanation

The Lilian day number passed in a call to CEEDATE or CEEDYWK was not a number between 1 and 3,074,324.

System action

The output value is set to blanks.

Programmer response

Verify that the input parameter contains an integer between 1 and 3,074,324.

Symbolic Feedback Code

CEE2EG

CEE2513S	The input date passed in a CEEISEC, CEEDAYS, or CEESECS call was not within the supported range.
-----------------	---

Explanation

The input date passed in a CEEISEC, CEEDAYS, or CEESECS call was earlier than 15 October 1582, or later than 31 December 9999.

System action

The output value is set to 0.

Programmer response

For CEEISEC, verify that the year, month, and day parameters form a date greater than or equal to 15 October 1582. For CEEDAYS and CEESECS, verify that the format of the input date matches the picture string specification, and that the input date is within the supported range.

Symbolic Feedback Code

CEE2EH

CEE2514S **The year value passed in a CEEISEC call was not within the supported range.**

Explanation

The year parameter passed in a CEEISEC call did not contain a number between 1582 and 9999.

System action

The output value is set to 0.

Programmer response

Verify that the year parameter contains valid data, and that the year parameter includes the century, for example, specify year 1990, not year 90.

Symbolic Feedback Code

CEE2EI

CEE2515S **The milliseconds value in a CEEISEC call was not recognized.**

Explanation

In a CEEISEC call, the milliseconds parameter (*input_milliseconds*) did not contain a number between 0 and 999.

System action

The output value is set to 0.

Programmer response

Verify that the milliseconds parameter contains an integer between 0 and 999.

Symbolic Feedback Code

CEE2EJ

CEE2516S **The minutes value in a CEEISEC call was not recognized.**

Explanation

(1) In a CEEISEC call, the minutes parameter (*input_minutes*) did not contain a number between 0 and 59, or (2) in a CEESECS call, the value in the MI (minutes) field did not contain a number between 0 and 59.

System action

The output value is set to 0.

Programmer response

For CEEISEC, verify that the minutes parameter contains an integer between 0 and 59. For CEESECS, verify that the format of the input data matches the picture string specification, and that the minutes field contains a number between 0 and 59.

Symbolic Feedback Code

CEE2EK

CEE2517S **The month value in a CEEISEC call was not recognized.**

Explanation

(1) In a CEEISEC call, the month parameter (*input_month*) did not contain a number between 1 and 12, or (2) in a CEEDAYS or CEESECS call, the value in the MM field did not contain a number between 1 and 12, or the value in the MMM, MMMM, etc. field did not contain a correctly spelled month name or month abbreviation in the currently active National Language.

System action

The output value is set to 0.

Programmer response

For CEEISEC, verify that the month parameter contains an integer between 1 and 12. For CEEDAYS and CEESECS, verify that the format of the input data matches the picture string specification. For the MM field, verify that the input value is between 1 and 12. For spelled-out month names (MMM, MMMM, etc.), verify that the spelling or abbreviation of the month name is correct in the currently active National Language.

Symbolic Feedback Code

CEE2EL

CEE2518S **An invalid picture string was specified in a call to a date/time service.**

Explanation

The picture string supplied in a call to one of the date/time services was invalid. Only one era character string can be specified. The picture string contained an invalid DBCS string or contained more than one era descriptor, such as both Japanese (<JJJJ>) and Chinese (<CCCC>) being specified in the same picture string.

System action

The output value is set to 0.

Programmer response

Verify that the picture string contains valid data. Only one era character string can be specified. If the picture string contains the X'OE' (shift-out) character, this indicates the presence of DBCS data. Therefore, (1) the DBCS data must be terminated by a X'OF' (shift-in) character, (2) there must be an even number of characters between the shift-out and shift-in, and (3) these characters must all be valid DBCS characters.

Symbolic Feedback Code

CEE2EM

CEE2519S **The seconds value in a CEEISEC call was not recognized.**

Explanation

(1) In a CEEISEC call, the seconds parameter (*input_seconds*) did not contain a number between 0 and 59, or (2) in a CEESECS call, the value in the SS (seconds) field did not contain a number between 0 and 59.

System action

The output value is set to 0.

Programmer response

For CEEISEC, verify that the seconds parameter contains an integer between 0 and 59. For CEESECS, verify that the format of the input data matches the picture string specification, and that the seconds field contains a number between 0 and 59.

Symbolic Feedback Code

CEE2EN

CEE2520S **CEEDAYS detected non-numeric data in a numeric field, or the date string did not match the picture string.**

Explanation

The input value passed in a CEEDAYS call did not appear to be in the format described by the picture specification, for example, non-numeric characters appear where only numeric characters are expected.

System action

The output value is set to 0.

Programmer response

Verify that the format of the input data matches the picture string specification and that numeric fields contain only numeric data.

Symbolic Feedback Code

CEE2EO

CEE2521S **The Japanese (<JJJJ>) or Chinese (<CCCC>) year-within-Era value passed to CEEDAYS or CEESECS was zero.**

Explanation

In a CEEDAYS or CEESECS call, if the YY or ZYY picture token was specified, and if the picture string contained one of the era tokens such as <CCCC> or <JJJJ>, then the year value must be greater than or equal to 1. In this context, the YY or ZYY field means "year within Era."

System action

The output value is set to 0.

Programmer response

Verify that the format of the input data matches the picture string specification and that the input data is valid.

Symbolic Feedback Code

CEE2EP

CEE2522S **The Japanese (<JJJJ>) or Chinese (<CCCC> or <CCCCCCCC>) Era was used in a picture string passed to CEEDATE, but the Lilian date value was not within the supported range. The Era could not be determined.**

Explanation

In a CEEDATE call, the picture string indicated that the Lilian date was to be converted to a Japanese or Chinese Era, but the Lilian date lies outside the range of supported eras.

System action

The output value is set to blanks.

Programmer response

Verify that the input value contains a valid Lilian day number within the range of supported eras.

Symbolic Feedback Code

CEE2EQ

CEE2523W **The system time was not available when CEERANO was called. A seed value of 1 was used to generate a random number and a new seed value.**

Explanation

A seed value of 0 was specified in a CEERANO call, indicating that the current system time should be used as a seed value. Because the system time was not available, a seed value of 1 was used to generate a new seed value.

System action

A seed value of 1 is assumed. CEERANO returns both a random number and a new seed value.

Programmer response

If seed=1 is acceptable, no action is required. Otherwise, code an appropriate nonzero seed, or refer to message CEE2502.

Symbolic Feedback Code

CEE2ER

CEE2524S **An invalid seed value was passed to CEERANO. The random number was set to -1.**

Explanation

CEERANO was called with a seed value that was out of range.

System action

The random number output was set to -1, and the seed value input was not changed.

Programmer response

Code a seed value between 0 and 2147483646, inclusive, for the CEERANO call.

Symbolic Feedback Code

CEE2ES

CEE2525S **CEESECS detected non-numeric data in a numeric field, or the timestamp string did not match the picture string.**

Explanation

The input value passed in a CEESECS call did not appear to be in the format described by the picture specification. For example, non-numeric characters appear where only numeric characters are expected, or the a.m./p.m. field (AP, A.P., etc.) did not contain the strings 'AM' or 'PM'.

System action

The output value is set to 0.

Programmer response

Verify that the format of the input data matches the picture string specification and that numeric fields contain only numeric data.

Symbolic Feedback Code

CEE2ET

CEE2526E **The date string returned by CEEDATE was truncated.**

Explanation

In a CEEDATE call, the output string was not large enough to contain the formatted date value.

System action

The output value is truncated to the length of the output parameter.

Programmer response

Verify that the output string variable is large enough to contain the entire formatted date. Ensure that the output parameter is at least as long as the picture string parameter.

Symbolic Feedback Code

CEE2EU

CEE2527E **The timestamp string returned by CEEDATM was truncated.**

Explanation

In a CEEDATM call, the output string was not large enough to contain the formatted timestamp value.

System action

The output value is truncated to the length of the output parameter.

Programmer response

Verify that the output string variable is large enough to contain the entire formatted timestamp. Ensure that the output parameter is at least as long as the picture string parameter.

Symbolic Feedback Code

CEE2EV

CEE2529S **A debug tool has terminated the enclave.**

Explanation

A debugging tool has terminated the enclave at the user's request. Abend code 4094, reason code X'28' is issued.

System action

The enclave is terminated with abend code 4094, reason code X'28'.

Programmer response

No programmer response is necessary.

Symbolic Feedback Code

CEE2F1

CEE2530S **A debug tool was not available.**

Explanation

Either the debug environment was corrupted or could not load the debug event handler.

System action

No system action is taken.

Programmer response

Make sure the debug tool is installed with the loadable name CEEVDBG.

Symbolic Feedback Code

CEE2F2

CEE2531S **The local time was not available from the system.**

Explanation

A call to CEEOCT failed because the system clock was in an invalid state, or an invalid date was specified in the DATE job control statement. The current time cannot be determined.

System action

All output values are set to 0.

Programmer response

Notify systems support personnel that the system clock is in an invalid state, or correct the date specified in the DATE job control statement.

Symbolic Feedback Code

CEE2F3

CEE2533S **The value passed to CEESCEN was not between 0 and 100.**

Explanation

The *century_start* value passed in a CEESCEN call was not between 0 and 100, inclusive.

System action

No system action is taken; the 100-year window assumed for all 2-digit years is unchanged.

Programmer response

Ensure that the input parameter is within range.

Symbolic Feedback Code

CEE2F5

CEE2534W **Insufficient field width was specified for a month or weekday name in a call to CEEDATE or CEEDATM. Output set to blanks.**

Explanation

The CEEDATE or CEEDATM callable services issued this message whenever: (1) the picture string contained MMM, MMMMMZ, WWW, Wwww, etc., requesting a spelled out month name or weekday name, (2) the National Language currently in effect was a double-byte character set (DBCS) language such as NATLANG(JPN), and (3) the month name currently being formatted contained more characters than can fit in the indicated field.

System action

The month name and weekday name fields that are of insufficient width are set to blanks. The rest of the output string is unaffected. Processing continues.

Programmer response

Increase the field width by specifying enough Ms or Ws to contain the longest month or weekday name being formatted, including two bytes for the SO/SI characters. For Japanese, eight characters are sufficient (3 DBCS + SO/SI), so specify MMMMMMMM or MMMMMMMZ, WWWWWWWW or WWWWWWWWZ in the picture string.

Symbolic Feedback Code

CEE2F6

CEE2537W **An input date outside the specified Japanese (<JJJJ>) or Chinese (<CCCC>) Era was used in a call to CEECBLDY or CEEDAYS.**

Explanation

The name of a Japanese or Chinese Era was specified in a call to CEECBLDY or CEEDAYS, but the input date does not fall in the specified Era.

System action

The output date is calculated as if the input date falls in the specified Era.

Programmer response

Modify input date or corresponding Era as required.

Symbolic Feedback Code

CEE2F9

CEE2701S **An invalid category parameter was passed to a locale function.**

Explanation

An invalid category parameter was passed to a locale function. Valid categories are: LC_ALL, LC_COLLATE, LC_CTYPE, LC_MESSAGES, LC_MONETARY, LC_NUMERIC, and LC_TIME.

System action

The thread is terminated.

Programmer response

Supply a valid category to the function.

Symbolic Feedback Code

CEE2KD

CEE2702S **An invalid locale name parameter was passed to a locale function.**

Explanation

An invalid locale name parameter was passed to a locale function. Locale name must be one provided with the product or constructed using the LOCALEDEF utility.

System action

The thread is terminated.

Programmer response

Supply a valid locale name to the function.

Symbolic Feedback Code

CEE2KE

CEE2999C **An internal logic error was detected in a date/time routine.**

Explanation

An internal logic error was detected in one of the date/time services. Internal date/time control blocks might have been damaged.

System action

The requested action is not completed. The application is terminated.

Programmer response

Verify that the program doesn't inadvertently overlay areas of storage reserved for library use.

Symbolic Feedback Code

CEE2TN

CEE3098S	The user routine traceback could not be completed.
-----------------	---

Explanation

The user routine traceback could not be completed due to an error detected in tracing back through the DSA chain.

System action

The user routine traceback is not completed.

Programmer response

Attempt to perform problem determination through the use of a dump.

Symbolic Feedback Code

CEE30Q

CEE3102E	Invalid CEE5DMP options or suboptions were found and ignored.
-----------------	--

Explanation

Invalid options or suboptions were found in the options parameter to CEE5DMP.

System action

The invalid options or suboptions are ignored, valid options and suboptions are processed, and a dump is performed.

Programmer response

Check the options string passed to CEE5DMP. Make sure it has correct syntax and values for options and suboptions as specified in [LE/VSE Programming Reference](#) . Also, make sure the options string is 255 characters long.

Symbolic Feedback Code

CEE30U

CEE3103S	An error occurred in writing messages to the dump file.
-----------------	--

Explanation

An error occurred in trying to write information to the dump file, whose filename was specified with the FNAME option to CEE5DMP. The default file name is CEEDUMP, or CESE transient data queue under CICS.

System action

Dump processing is terminated at the point where the file error is detected.

Programmer response

Make sure the file name is correct as specified in the options to CEE5DMP. Also, make sure there is enough room in the file to contain the dump.

Symbolic Feedback Code

CEE30V

CEE3104S	Information could not be successfully extracted for this DSA.
-----------------	--

Explanation

Some information associated with the DSA or save area passed to CEETRCB could not be determined.

System action

All information that could be extracted is returned by CEETRCB. Any information that could not be extracted is zero or blank (depending on parameter type).

Programmer response

If no information could be extracted by CEETRCB, then it is likely that the DSAPTR parameter does not point to an actual DSA or save area.

Symbolic Feedback Code

CEE310

CEE3105S **The language dump exit was unsuccessful.**

Explanation

A language component of LE/VSE returned this condition to the common component of LE/VSE when an error had occurred in the language component's dump event handler that was not covered in the conditions returned by the low level dump CWI services.

System action

The common component of LE/VSE ignores this condition and continues dump processing.

Programmer response

Not applicable. This is an internal condition within LE/VSE, and is never seen by the application programmer.

Symbolic Feedback Code

CEE311

CEE3106S **An invalid parameter value was specified in a call to the CEEVDMP CWI service.**

Explanation

A parameter to the CEEVDMP low level CWI service to format and write a variable value to the dump was called with an invalid value for one of the parameters.

System action

The CEEVDMP service returns to the caller without adding any information to the dump.

Programmer response

Check to make sure the parameters on the call to CEEVDMP are correct. In particular, the lengths of the strings must be greater than zero and less than the size specified in the LE/VSE CWI documentation.

Symbolic Feedback Code

CEE312

CEE3107E **The CEEHDMP or CEEBDMP CWI service encountered inaccessible storage during dump processing.**

Explanation

The CEEHDMP CWI service encountered inaccessible storage while dumping a storage area, or the CEEBDMP CWI service encountered inaccessible storage while dumping a control block.

System action

The message `Inaccessible storage.` is printed in the dump at the point of the encounter. The storage or control block dumping terminates, and CEEHDMP or CEEBDMP returns to the calling routine.

Programmer response

Make sure the address and length of the storage area are correct for CEEHDMP. Make sure the address and offset are correct for CEEBDMP, and that CEEBDMP is dumping the control block with a correct mapping for the control block.

Symbolic Feedback Code

CEE313

CEE3108E **An invalid option, suboption, or delimiter was found in the dump option string.**

Explanation

An invalid option, suboption, or delimiter was found in the dump option string.

System action

No system action is taken.

Programmer response

Correct the error location as indicated in the position parameter.

Symbolic Feedback Code

CEE314

CEE3186E **A field type parameter of the CEEBDMP CWI service contained an invalid value.**

Explanation

The *field_ids*, *field_length*, or *field_types* parameter of the CEEBDMP CWI service contained an invalid value.

System action

CEEBDMP returns to its caller. Information might have been written to the dump.

Programmer response

Check to make sure the mapping of the control block, specified to CEEBDMP through these three parameters, is correct.

Symbolic Feedback Code

CEE33I

CEE3191E	An attempt was made to initialize an AMODE24 application without using the ALL31(OFF) and STACK(,BELOW) run-time options.
-----------------	--

Explanation

During initialization it was detected that a program began in AMODE 24, yet the options required for completely safe execution in AMODE 24 were not fully specified.

System action

Program initialization continues.

Programmer response

Specify run-time options ALL31(OFF) and STACK(,BELOW) for AMODE 24 operation if necessary.

Symbolic Feedback Code

CEE33N

CEE3192C	The Language Environment anchor support was not installed or was not supported on the operating system.
-----------------	--

Explanation

The LE/VSE anchor was the address of the LE/VSE main control block, the CAA. The underlying operating system must provide the celv. anchor support for LE/VSE to obtain its main control block, the CAA. Because the anchor was not installed, the application was not able to run properly.

System action

The application is terminated.

Programmer response

Report the error to your systems programmer. Check whether LE/VSE anchor support is installed properly on the underlying operating system.

Symbolic Feedback Code

CEE33O

CEE3193I	The invocation command parameter string contained an unmatched quote character.
-----------------	--

Explanation

The invocation command parameter string contained a beginning quote (either single quote or double quote) but a matching end quote was not found.

System action

The entire string is treated as user parameters.

Programmer response

Correct the string.

Symbolic Feedback Code

CEE33P

CEE3194W	An error occurred writing to the dump sublibrary. SDUMP output is on SYSLST.
-----------------	---

Explanation

The dump sublibrary was either full, not defined, or in error.

System action

The SDUMP output is redirected to SYSLST.

Programmer response

Determine the cause of the problem with the dump sublibrary.

Symbolic Feedback Code

CEE33Q

CEE3195W	SDUMP output could not be written to SYSLST.
-----------------	---

Explanation

SYSLST is unassigned, assigned ignore, or assigned to an unsupported device type. The SDUMP output could not be written to SYSLST.

System action

No SDUMP dump was taken.

Programmer response

If an SDUMP dump is desired, determine the reason the file could not be opened and correct the problem.

Symbolic Feedback Code

CEE33R

CEE3196W	The id number was not in the allowed range.
-----------------	--

Explanation

The id number was not in the required range of 0 to 255.

System action

The id number MOD 256 was used.

Programmer response

This is an internal problem. Contact your service representative.

Symbolic Feedback Code

CEE33S

CEE3197W	An invalid value for reserved was passed.
-----------------	--

Explanation

An invalid value for the reserved parameter was passed to the SDUMP dump service.

System action

The invalid value is ignored.

Programmer response

This is an internal problem. Contact your service representative.

Symbolic Feedback Code

CEE33T

CEE3198S	An SDUMP dump was requested on an unsupported system.
-----------------	--

Explanation

The SDUMP dump service was called to produce an SDUMP dump on a system not running an ESA-mode operating system, or was called when running under CICS.

System action

The SDUMP dump was not produced.

Programmer response

Report the error to your systems support personnel.

Symbolic Feedback Code

CEE33U

CEE3199S	An error was returned from the SDUMP system function.
-----------------	--

Explanation

The SDUMP dump service was called. It invoked the SDUMP system service which failed.

System action

The SDUMP dump was not produced.

Programmer response

This is an internal problem. Contact your service representative.

Symbolic Feedback Code

CEE33V

CEE3200S	The System detected a Segment Translation Exception
-----------------	--

Explanation

The segment-table entry indicated by the segment-index portion of a virtual address is outside of the allocated segment table. The Interrupt Code for this error is X'10'. See the *S/390® Principles of Operations* manual for more details.

System action

The thread is terminated.

Programmer response

Examine the base registers of the operands of the failing instruction to determine the invalid address being used. Some possible causes are storage overlays, incorrect register save area conventions or incorrect address calculation results.

Symbolic Feedback Code

CEE340

CEE3201S The system detected an operation exception.

Explanation

The program attempted to execute an instruction with an invalid operation code. The operation code may be unassigned or the instruction with that operation code cannot be installed on this platform. See a [Principles of Operations](#) manual for a full list of operation exceptions.

System action

The thread is terminated.

Programmer response

Examine the contents of registers 14 and 15. If register 15 has a value of 0, then the cause was probably a routine didn't exist and a branch was made to location 0. This would indicate a link-edit failure. Examine the contents of register 14 to determine the point at which the branch was made. Also examine the linkage editor map for any unresolved references reported by the linkage editor.

Another possible cause is a routine branched to some unintended location, such as a conflict in addressing mode between the calling and the called routine, or any other program error that branched to the wrong location.

Symbolic Feedback Code

CEE341

CEE3202S The system detected a privileged-operation exception.

Explanation

Attempted to execute a privileged operation code while the machine was in a problem state. See a [Principles of Operations](#) manual for a full list of privileged-operation exceptions.

System action

The thread is terminated.

Programmer response

Examine the contents of registers 14 and 15. If register 15 has a value of 0, then the probable cause is that a routine doesn't exist and a branch was made to location 0. This would indicate a link-edit failure. Examine the contents of register 14 to determine the point at which the branch was made. Also examine the linkage editor map for any unresolved references reported by the linkage editor.

Another possible cause is a routine branched to some unintended location, such as a conflict in addressing mode between the calling and the called routine, or any other program error that branched to the wrong location.

Symbolic Feedback Code

CEE342

CEE3203S The system detected an execute exception.

Explanation

Your program attempted to execute an EXECUTE instruction where the target of the first EXECUTE instruction was another EXECUTE instruction. See a [Principles of Operations](#) manual for a full list of execute exceptions.

System action

The thread is terminated.

Programmer response

Check your application for errors in the EXECUTE instructions. See a [Principles of Operations](#) manual for a full list of execute exceptions.

Symbolic Feedback Code

CEE343

CEE3204S The system detected a protection exception.

Explanation

your program attempted to access a storage location to which it was not authorized.

System action

The thread is terminated.

Programmer response

Check your application for these common errors:

- Using the wrong AMODE to reference storage
- Trying to use a pointer that has not been set
- Trying to store data into storage reserved for the system
- Using an invalid index to an array

See a [Principles of Operations](#) manual for a full list of protection exceptions.

Symbolic Feedback Code

CEE344

CEE3205S	The system detected an addressing exception.
-----------------	---

Explanation

Your program attempted to reference a main-storage location that was not available in the configuration. See a *Principles of Operations* manual for a full list of addressing exceptions.

System action

The thread is terminated.

Programmer response

Check your application for these common errors:

- Using the wrong AMODE to reference storage
- Trying to use a pointer that has not been set
- Trying to store data into storage reserved for the system
- Using an invalid index to an array

See a [Principles of Operations](#) manual for a full list of addressing exceptions.

Symbolic Feedback Code

CEE345

CEE3206S	The system detected a specification exception.
-----------------	---

Explanation

Your program attempted an invalid operation such as incorrect use of registers. The register used for an operation was invalid. Examples include using an odd register number when an even register number was required, using a bad number for floating point registers, or having data that was not correctly aligned.

System action

The thread is terminated.

Programmer response

If the program is being produced by a compiler, then you might be able to specify a different optimization level to by-pass the problem. See a [Principles of Operations](#) manual for a full list of specification exceptions.

Symbolic Feedback Code

CEE346

CEE3207S	The system detected a data exception.
-----------------	--

Explanation

Your program attempted to use a decimal instruction incorrectly. See a [Principles of Operations](#) manual for a full list of data exceptions.

System action

The thread is terminated.

Programmer response

Check the variables associated with the failing statement to make sure that they have been initialized correctly.

Symbolic Feedback Code

CEE347

CEE3208S	The system detected a fixed-point overflow exception.
-----------------	--

Explanation

Your program attempted to use signed binary arithmetic or signed left-shift operations and an overflow occurred. See a *Principles of Operations* manual for a full list of fixed-point overflow exceptions.

System action

The thread is terminated.

Programmer response

You can use a condition handling routine to correct the data values and resume the application.

Symbolic Feedback Code

CEE348

CEE3209S The system detected a fixed-point divide exception.

Explanation

Your program attempted to perform a signed binary division and the divisor is zero. See a [Principles of Operations](#) manual for a full list of fixed-point divide exceptions.

System action

The thread is terminated.

Programmer response

You can use a condition handling routine to correct the data values and resume the application.

Symbolic Feedback Code

CEE349

CEE3210S The system detected a decimal-overflow exception.

Explanation

Your program attempted to perform a mathematical operation and one or more nonzero digits were lost because the destination field in a decimal operation was too short to contain the results. See a [Principles of Operations](#) manual for a full list of decimal-overflow exceptions.

System action

The thread is terminated.

Programmer response

You can use a condition handling routine to correct the data values and resume the application.

Symbolic Feedback Code

CEE34A

CEE3211S The system detected a decimal-divide exception.

Explanation

Your program attempted to perform a mathematical operation where, in decimal division, the divisor is zero or the quotient exceeds the specified data-field size. See a [Principles of Operations](#) manual for a full list of decimal-divide exceptions.

System action

The thread is terminated.

Programmer response

You can use a condition handling routine to correct the data values and resume the application.

Symbolic Feedback Code

CEE34B

CEE3212S The system detected an exponent-overflow exception.

Explanation

Your program attempted a floating-point operation and the result characteristics exceeded 127 and the result fraction was not zero. See a [Principles of Operations](#) manual for a full list of exponent-overflow exceptions.

System action

The thread is terminated.

Programmer response

You can use a condition handling routine to correct the data values and resume the application.

Symbolic Feedback Code

CEE34C

CEE3213S The system detected an exponent-underflow exception.

Explanation

Your program attempted a floating-point operation and the result characteristics is less than zero and the result fraction was not zero. See a [Principles of](#)

Operations manual for a full list of exponent-underflow exceptions.

System action

The thread is terminated.

Programmer response

You can use a condition handling routine to correct the data values and resume the application.

Symbolic Feedback Code

CEE34D

CEE3214S	The system detected a significance exception.
-----------------	--

Explanation

Your program attempted a floating-point addition or subtraction and the resulting fraction was zero. See a *Principles of Operations* manual for a full list of significance exceptions.

System action

The thread is terminated.

Programmer response

You can use a condition handling routine to correct the data values and resume the application.

Symbolic Feedback Code

CEE34E

CEE3215S	The system detected a floating-point divide exception.
-----------------	---

Explanation

Your program attempted a do a floating-point divide and the divisor had a zero fraction. See a [Principles of Operations](#) manual for a full list of floating-point divide exceptions.

System action

The thread is terminated.

Programmer response

You can use a condition handling routine to correct the data values and resume the application.

Symbolic Feedback Code

CEE34F

CEE3216S	The system detected an IEEE inexact exception. The result was truncated.
-----------------	---

Explanation

An IEEE-inexact condition is recognized when the rounded result of an operation differs in value from the intermediate result computed as if exponent range and precision were unbounded.

System action

The process is terminated.

Programmer response

You can use a condition handling routine to correct the data values and resume the application.

Symbolic Feedback Code

CEE34G

CEE3217S	The system detected an IEEE inexact exception. The result was incremented.
-----------------	---

Explanation

An IEEE-inexact condition is recognized when the rounded result of an operation differs in value from the intermediate result computed as if exponent range and precision were unbounded.

System action

The process is terminated.

Programmer response

You can use a condition handling routine to correct the data values and resume the application.

Symbolic Feedback Code

CEE34H

CEE3218S	The system detected an IEEE exponent-underflow condition. The result was truncated.
-----------------	--

Explanation

An IEEE-underflow condition is recognized when the exponent of the exact result of an operation would be less than the minimum exponent of the target format.

System action

The process is terminated.

Programmer response

You can use a condition handling routine to correct the data values and resume the application.

Symbolic Feedback Code

CEE34I

CEE3219S	The system detected an IEEE exponent-underflow exception. The result is inexact and truncated.
-----------------	---

Explanation

An IEEE-underflow condition is recognized when the exponent of the exact result of an operation would be less than the minimum exponent of the target format.

System action

The process is terminated.

Programmer response

You can use a condition handling routine to correct the data values and resume the application.

Symbolic Feedback Code

CEE34J

CEE3220S	The system detected an IEEE exponent-underflow exception. The result was inexact and incremented.
-----------------	--

Explanation

An IEEE-underflow condition is recognized when the exponent of the exact result of an operation would be less than the minimum exponent of the target format.

System action

The process is terminated.

Programmer response

You can use a condition handling routine to correct the data values and resume the application.

Symbolic Feedback Code

CEE34K

CEE3228S	An IEEE underflow and inexact exception was reported.
-----------------	--

Explanation

IEEE interruption simulation (IIS) event instructions were used to report an IEEE overflow exception. Floating point software might detect that the exact result of an operation was nonzero and less in magnitude than the smallest normal number in the target format, and the result could not be represented exactly.

System action

The process is terminated.

Programmer response

Use a condition handling routine to recover the error and resume the application.

Symbolic Feedback Code

CEE34S

CEE3229S	An IEEE overflow exception was reported.
-----------------	---

Explanation

IEEE interruption simulation (IIS) event instructions were used to report an IEEE overflow exception. Floating point software might detect that the rounded result of an operation was larger in magnitude than the largest finite number in the target format, but the scaled result could still be represented exactly.

System action

The process is terminated.

Programmer response

Use a condition handling routine to recover the error and resume the application.

Symbolic Feedback Code

CEE34T

CEE3250C **The system or user abend *abend-code* was issued.**

Explanation

A CICS or user abend has occurred in the application running under CICS.

System action

The program is terminated abnormally.

Programmer response

For CICS abend codes, see the transaction abend codes in *z/VSE Messages and Codes, Volume 3*. For user abend codes, see your application's user documentation.

Symbolic Feedback Code

CEE35I

CEE3252C **The SORT service *service-name* is not supported in this environment.**

Explanation

The SORT CWI service *service-name* was called in the wrong execution environment. Either CEE5SMG was called in CICS or CEE5SRT was called in batch.

System action

The thread is terminated.

Programmer response

Ensure the appropriate SORT CWI service is used for the execution environment.

Symbolic Feedback Code

CEE35K

CEE3253C **A critical condition occurred during the sort operation.**

Explanation

An unrecoverable error prevented SORT from completing.

System action

The thread is terminated.

Programmer response

Take the appropriate action defined by the SORT messages.

Symbolic Feedback Code

CEE35L

CEE3254C **An incorrect parameter list was passed to CEE5SRT.**

Explanation

Under CICS, the parameter list for the CWI CEE5SRT must be the extended-format parameter list specified by products such as DFSORT/MVS.

System action

The thread is terminated.

Programmer response

Correct the parameter list for CEE5SRT.

Symbolic Feedback Code

CEE35M

CEE3255C **An attempt to call the SORT service *service-name* was made from within a SORT exit routine.**

Explanation

Only one sort can be active at a time. A program called during the execution of SORT has attempted to invoke sort again. The value of *service-name* is either CEE5SMG in the batch environment or CEE5SRT in the CICS environment.

System action

The thread is terminated.

Programmer response

Do not attempt a sort from within a sort exit.

Symbolic Feedback Code

CEE35N

CEE3260W **No condition was active when a call to a condition management routine was made.**

Explanation

The requested function was not performed. The condition manager has no record of an active condition.

System action

No system action is performed.

Programmer response

No response is required. Calls to condition management routines should only be made within the handler routine.

Symbolic Feedback Code

CEE35S

CEE3261W *service-name is not supported.*

Explanation

The service was no longer supported. It was provided for migration and compatibility with previous releases of LE/VSE. This service is intended to be removed in the future.

System action

The service did not take any action.

Programmer response

Migrate an application to a supported function.

Symbolic Feedback Code

CEE35T

CEE3262W **An invalid condition token was passed. The condition token did not represent an active condition.**

Explanation

The condition token passed to CEE5CIB did not represent a condition that is currently active.

System action

No system action is taken.

Programmer response

No programmer response required.

Symbolic Feedback Code

CEE35U

CEE3263C **The condition handler's condition information block was damaged. The requested function was not performed.**

Explanation

The condition manager did not have a valid CIB chain.

System action

The requested function is not performed.

Programmer response

This is an internal problem. Contact your service representative.

Symbolic Feedback Code

CEE35V

CEE3292W **The language run-time component id was already registered. No action was taken.**

Explanation

The CEEHDHDL CWI was invoked previously with the same language run-time component id.

System action

If this condition is not handled, execution continues at the instruction after the CEEHDHDL invocation.

Programmer response

No programmer response required.

Symbolic Feedback Code

CEE36S

CEE3293C **The language environment was corrupted. The save area chain was broken.**

Explanation

The save area chain was not intact. If the condition is not corrected the application may be abended.

System action

The function was not completed, and did not schedule the routine.

Programmer response

LE/VSE always expects the save area to be valid, and usually abends when it is not. Ensure that the save chain is valid.

Symbolic Feedback Code

CEE36T

CEE3294E	The cancel request could not be performed, since the routine was not previously scheduled.
-----------------	---

Explanation

A request was made to cancel a routine, but that routine could not be found on the active chain. The routine that was requested to cancel either was never scheduled or was previously deleted.

System action

No routine is released.

Programmer response

Ensure that routines are scheduled via CEEHDLR before an attempt is made to delete them.

Symbolic Feedback Code

CEE36U

CEE3295E	The condition string from CEE5SPM did not contain all of the settings, because the returned string was truncated.
-----------------	--

Explanation

The QUERY option of the CEE5SPM service needed a larger character string to represent the conditions.

System action

Some items might have been filled in.

Programmer response

Try a character string larger than 80.

Symbolic Feedback Code

CEE36V

CEE3296E	Some of the data in the condition string from CEE5SPM could not be recognized.
-----------------	---

Explanation

The data encountered in the string could not be interpreted.

System action

Only conditions that could be recognized were set.

Programmer response

Correct the character representation for the condition(s) and ensure that the string is padded with blanks.

Symbolic Feedback Code

CEE370

CEE3297E	The service completed successfully for recognized condition(s), unsuccessfully for unrecognized (invalid) condition(s).
-----------------	--

Explanation

The data encountered in the string could not be interpreted.

System action

Only conditions that could be recognized were set.

Programmer response

Correct the character representation for the conditions.

Symbolic Feedback Code

CEE371

CEE3298E	CEE5SPM attempted to PUSH settings onto a full stack.
-----------------	--

Explanation

There was not enough storage for the CEE5SPM PUSH service to save all of the conditions.

System action

No settings were changed.

Programmer response

Obtain more storage.

Symbolic Feedback Code

CEE372

CEE3299E **CEE5SPM attempted to POP settings off an empty stack.**

Explanation

A call to CEE5SPM was made to POP the stack. There were no elements on the stack to POP.

System action

No settings are changed.

Programmer response

Ensure that something is on the stack before you attempt to POP it.

Symbolic Feedback Code

CEE373

CEE3300C **The action parameter in CEE5SPM was not one of the digits 1 to 5.**

Explanation

A call to CEE5SPM was made requesting an invalid action.

System action

No settings were changed.

Programmer response

Use an action parameter between 1 and 5 when invoking CEE5SPM.

Symbolic Feedback Code

CEE374

CEE3301E **The first parameter was not one of the digits expected.**

Explanation

A call was made to a condition management subroutine that did not have a valid parameter for the action parameter. This is an internal error. The internal routine was called with an improper argument.

System action

No system action is performed.

Programmer response

Contact your service representative.

Symbolic Feedback Code

CEE375

CEE3320C **PSW at ABEND *psw*.**

Explanation

This message is issued to the operator's console to indicate that an abend has occurred and shows the value of the PSW at the time of the abend.

System action

The thread is terminated.

Programmer response

Use the value of the PSW to determine the cause of the abend.

Symbolic Feedback Code

CEE370

CEE3321C **Execution abnormally terminated with VSE cancel code *cancel-code* and interruption code *interruption-code*. *cancel-code-information***

Explanation

This message is issued to the operator's console to indicate that an abend has occurred and shows the VSE cancel code and, if applicable, the interruption code, both in hexadecimal. A VSE cancel code of 20 indicates a program check has occurred. The following is a description of the interruption codes that can accompany a cancel code of 20:

01

Operation exception

02

Privileged-operation exception

- 03** Execute exception
- 04** Protection exception
- 05** Addressing exception
- 06** Specification exception
- 07** Data exception
- 08** Fixed-point overflow exception
- 09** Fixed-point divide exception
- 10** Segment translation exception (may also be reported as 00 in earlier releases)
- 0A** Decimal-overflow exception
- 0B** Decimal-divide exception
- 0C** Exponent-overflow exception
- 0D** Exponent-underflow exception
- 0E** Significance exception
- 0F** Floating-point divide exception

For some cancel codes, VSE provides additional information in the SVUABINF field of the STXIT AB exit save area. When provided, the message displays this *cancel-code-information* in hexadecimal as follows:

```
SVUABINF: hex-digits
```

System action

The thread is terminated.

Programmer response

See [z/VSE Messages and Codes Volume 1](#) for a list of VSE cancel codes and the [z/Architecture® Reference Guide](#) for further information on the above listed and unlisted interruption codes.

Symbolic Feedback Code

CEE37P

CEE3322C Execution abnormally terminated with user-abend code *abend-code* and reason code *reason-code*.

Explanation

This message was issued to the operator's console to indicate that an abend has occurred and shows the user abend code and reason code, both in decimal.

System action

The thread is terminated.

Programmer response

See [Chapter 13, "LE/VSE Abend Codes,"](#) on page 397 for a list of the abend codes and reason codes issued by LE/VSE.

Symbolic Feedback Code

CEE37Q

CEE3323S An internal error was detected by condition-management services while trying to establish a STXIT exit.

Explanation

The STXIT exit address was not provided.

System action

No system action is performed.

Programmer response

Contact your service representative.

Symbolic Feedback Code

CEE37R

CEE3324W The STXIT exit is currently established.

Explanation

Condition-management services determined that the STXIT exit being established is already established.

System action

No system action is taken.

Programmer response

No programmer response required.

Symbolic Feedback Code

CEE37S

CEE3325W **A STXIT exit could not be canceled by condition-management services.**

Explanation

Condition-management services was called to cancel a STXIT exit, but the STXIT exit could not be found.

System action

No system action is taken.

Programmer response

No programmer response required.

Symbolic Feedback Code

CEE37T

CEE3326W **No STXIT exit was found to reestablish.**

Explanation

Condition-management services was called to reestablish a previously established STXIT exit, but no previously established STXIT exit could be found.

System action

No system action is taken.

Programmer response

No programmer response is required.

Symbolic Feedback Code

CEE37U

CEE3329S **Shunt already established.**

Explanation

A call was made to the Establish Shunt CWI to establish a shunt, but a previously established shunt has not been reset.

System action

The shunt is not established.

Programmer response

Ensure that the previously established shunt is reset before establishing a new shunt.

Symbolic Feedback Code

CEE381

CEE3330S **A shunt routine address was not supplied to CEEHSXT.**

Explanation

A call to the CEEHSXT Establish SHUNT CWI did not pass an address for the shunt routine.

System action

A shunt routine is not established.

Programmer response

Ensure an address for a shunt routine is passed when calling the CEEHSXT Establish SHUNT CWI.

Symbolic Feedback Code

CEE382

CEE3331S **The shunt routine type parameter was not AB or PC.**

Explanation

A call to the CEEHSXT Establish SHUNT CWI was made specifying an invalid shunt routine type.

System action

The shunt routine service was not performed.

Programmer response

Ensure the shunt routine type passed to the CEEHSXT establish SHUNT CWI is either AB or PC.

Symbolic Feedback Code

CEE383

CEE3332S **An abnormal termination exit with OPTION=EARLY is currently established.**

Explanation

A call to the CEEHSXT Establish SHUNT CWI or condition-management services was made to establish an abnormal termination exit. The exit could not be established because an abnormal termination exit with OPTION=EARLY was found to be established.

System action

No system action is performed.

Programmer response

Contact your systems programmer to determine the subsystem that has established the abnormal termination exit with OPTION=EARLY.

Symbolic Feedback Code

CEE384

CEE3333W A shunt routine was not currently established.

Explanation

A call to the CEEHRXT Reset SHUNT CWI was made to disable a shunt routine, but no shunt routine was established.

System action

No system action is performed.

Programmer response

Ensure there is a shunt routine established when calling the CEEHRXT Reset SHUNT CWI.

Symbolic Feedback Code

CEE385

CEE3350S Unable to find the event handler.

Explanation

LE/VSE could not load the event handler for one of the languages in your application. The event handlers required by each language are:

C
CEEV003

COBOL
CEEV005

PL/I
CEEV010

One possible cause for this message is that your application contains a call to an LE/VSE locale callable service, but the C run-time component of LE/VSE has not been installed. LE/VSE locale callable services require the C run-time component.

System action

Unless the condition is handled, the default action is to terminate the enclave.

Programmer response

If you are using LE/VSE locale callable services, check with your systems programmer to ensure that the C run-time component of LE/VSE has been installed. Ensure that the partition GETVIS size is sufficient to run the application. Ensure that the necessary event handlers are available in one of the sublibraries in your LIBDEF PHASE search chain, and run the application again. If this problem persists, there may be an internal error; contact your service representative.

Symbolic Feedback Code

CEE38M

CEE3351S Unable to properly initialize the event handler.

Explanation

An internal error occurred when LE/VSE attempted to initialize a required member support phase.

System action

Unless the condition is handled, the default action is to terminate the enclave.

Programmer response

Ensure that any ILC calls being made follow the ILC requirements for the languages involved. For further information, refer to [LE/VSE Writing Interlanguage Communication Applications](#).

Symbolic Feedback Code

CEE38N

CEE3352E The enclave terminated with a non-zero return code.

Explanation

An internal error occurred while attempting to terminate an enclave.

System action

No system action is performed

Programmer response

Contact your service representative.

Symbolic Feedback Code

CEE380

CEE3353S	The parameter manipulation service was called, but not during the create enclave event, or not by a language run-time component corresponding to the MAIN program.
-----------------	---

Explanation

The parameter manipulation service was used during enclave initialization by the language in which the main program was written. It was used in an illegal manner.

System action

The requested parameter manipulation is not performed and the main parameter list might not be correct.

Programmer response

This is an internal problem. Contact your service representative

Symbolic Feedback Code

CEE38P

CEE3354S	The parameter list manipulation service was called in a CICS environment.
-----------------	--

Explanation

The parameter manipulation service was used during enclave initialization by the language in which the main program was written. It cannot be used in a CICS environment.

System action

The requested parameter manipulation is not performed and the main parameter list might not be correct.

Programmer response

This is an internal problem. Contact your service representative

Symbolic Feedback Code

CEE38Q

CEE3355S	A language run-time component initialization has failed.
-----------------	---

Explanation

An internal error occurred while attempting to establish a minimum environment for a language run-time component.

System action

Unless the condition is handled, the default action is to terminate the enclave.

Programmer response

This is an internal problem. Contact your service representative.

Symbolic Feedback Code

CEE38R

CEE3356S	The rc_modifier must be in the range of 1 through 4. The return code modifier was not changed.
-----------------	---

Explanation

The rc_modifier was not in the range of 1 through 4. The return code modifier that was first established by the enclave termination services or by the condition handling was kept.

System action

Unless the condition is handled, the default action is to terminate the enclave.

Programmer response

Provide a valid rc_modifier.

Symbolic Feedback Code

CEE38S

CEE3358E	The service was invoked outside of the member enclave initialization. No action was taken.
-----------------	---

Explanation

This CWI service can only be invoked from within member language enclave initialization.

System action

The service returns, without performing the function of the service.

Programmer response

Move the use of this service to within enclave initialization event handling, or, determine the proper event to be using at the point where you are trying to invoke this event.

Symbolic Feedback Code

CEE38U

CEE3360S	The stack frame was not found on the call chain.
-----------------	---

Explanation

The stack frame parameter passed to the CEEHSMS CWI did not point to a valid stack frame on the call chain.

System action

The CEEHSMS CWI returns without allocating a machine state control block.

Programmer response

This is an internal problem. Contact your service representative.

Symbolic Feedback Code

CEE390

CEE3361W	A nested enclave completed with an unhandled condition of severity two or greater.
-----------------	---

Explanation

If a nested enclave is created explicitly via a call to the CEEBCRE CWI, and it subsequently abends or program checks, or it software-signals a condition of severity two or greater, then condition token CEE391 was signaled in the creator of the nested enclave.

System action

If the signal of the CEE391 condition is not handled, execution continues at the instruction after the call to the CEEBCRI CWI.

Programmer response

Check condition token CEE391.

Symbolic Feedback Code

CEE391

CEE3362S	No main or fetchable procedure or function was present within the phase.
-----------------	---

Explanation

The phase contained neither a main procedure/function nor a fetchable procedure/function.

System action

The application is terminated.

Programmer response

Correct the phase.

Symbolic Feedback Code

CEE392

CEE3363S	A second main procedure or function was entered without crossing a nested enclave boundary.
-----------------	--

Explanation

A direct call was made to a main procedure. The program should have been loaded and/or called using a defined language construct like `system()`.

System action

The application is terminated.

Programmer response

Correct the phase.

Symbolic Feedback Code

CEE393

CEE3364W **The enclave name was truncated by the enclave naming service during initialization.**

Explanation

The enclave naming service was used by the language in which the main program is written during enclave initialization. It was passed a name longer than 32 characters.

System action

The truncated name is used as the enclave name.

Programmer response

This is an internal problem. Contact your service representative.

Symbolic Feedback Code

CEE394

CEE3365S **The enclave naming service was called, but not during enclave initialization, or not by a language run-time component corresponding to the MAIN program.**

Explanation

The enclave naming service was used by the language in which the main program was written during enclave initialization. It was used in an illegal manner.

System action

The enclave name is not set.

Programmer response

This is an internal problem. Contact your service representative

Symbolic Feedback Code

CEE395

CEE3370W **The program invocation name could not be found, and the returned name was blank.**

Explanation

CEEBGIN could not determine the name under which the program was invoked.

System action

No system action is performed.

Programmer response

No response is required.

Symbolic Feedback Code

CEE39A

CEE3380W **The target phase was not recognized by Language Environment.**

Explanation

The language list could not be returned because the target phase was not recognized. A value of zero was returned.

System action

No system action is performed.

Programmer response

No response is required.

Symbolic Feedback Code

CEE39K

CEE3400W **The condition name was not recognized and the value of the condition token was undefined.**

Explanation

CEEQFBC was passed in a condition name that could not be translated into a corresponding LE/VSE condition token.

System action

No system action is taken.

Programmer response

No programmer action is required.

Symbolic Feedback Code

CEE3A8

CEE3401W **The condition token was not recognized and the value of the condition name was undefined.**

Explanation

CEEBFBC was passed a condition token that was not able to be translated into a corresponding condition name.

System action

No system action is taken.

Programmer response

No programmer action is required.

Symbolic Feedback Code

CEE3A9

CEE3402E	The condition token passed was invalid and the value of the condition name was undefined.
-----------------	--

Explanation

CEEBFBC was passed a condition token that was determined to be invalid and could not be translated into a corresponding condition name.

System action

No system action is taken.

Programmer response

No programmer action is required.

Symbolic Feedback Code

CEE3AA

CEE3420W	The offset from UTC/GMT to local time was set to zero.
-----------------	---

Explanation

The DATE job control statement was used to override the system date. When you use the DATE job control statement to override the system date, LE/VSE sets UTC/GMT to local time, and sets the offset from UTC/GMT to local time to zero.

System action

The offset from UTC/GMT is set to zero.

Programmer response

If your application requires an accurate offset from UTC/GMT to local time, remove the DATE job control statement from your JCL.

Symbolic Feedback Code

CEE3AS

CEE3421W	The local time was calculated using a date supplied in the JCL.
-----------------	--

Explanation

The DATE job control statement was used to override the system date. When you use the DATE job control statement to override the system date, LE/VSE calculates local time using the date specified in the DATE job control statement. However, VSE does not increment the specified date at midnight. Therefore, if your job runs past midnight, the local time returned by LE/VSE might not be what you expect.

System action

Local time is calculated using the specified date.

Programmer response

If your application requires an accurate local time, or if your job might run past midnight, remove the DATE job control statement from your JCL.

Symbolic Feedback Code

CEE3AT

CEE3422W	GMT was set to local time.
-----------------	-----------------------------------

Explanation

The DATE job control statement was used to override the system date. When you use the DATE job control statement to override the system date, LE/VSE sets GMT to local time.

System action

GMT is set to local time.

Programmer response

If your application requires an accurate GMT, remove the DATE job control statement from your JCL.

Symbolic Feedback Code

CEE3AU

CEE3423S **Non-numeric data was detected in the year field of the date supplied in the JCL.**

Explanation

A non-numeric year value was specified on the DATE job control statement. The century window could not be initialized.

System action

The first year of the century window is set to zero.

Programmer response

Correct the date supplied on the DATE job control statement.

Symbolic Feedback Code

CEE3AV

CEE3424S **CEE5SMO was called from outside a user-written condition handler.**

Explanation

CEE5SMO can only be called from within a user-written condition handler

System action

The application is terminated.

Programmer response

Only code calls to CEE5SMO from within user-written condition handlers.

Symbolic Feedback Code

CEE3B0

CEE3425S **Severity 0 or 1 condition was signaled with CEESGLN.**

Explanation

The caller of CEESGLN signaled a severity 0 or 1 condition; however, resumption is never allowed for a condition signaled from CEESGLN.

System action

The condition is changed to CEE3B1 and, if unhandled, the enclave is terminated.

Programmer response

Do not signal severity 0 and 1 conditions from CEESGLN. Use CEESGL when signaling a severity 0 and 1 conditions.

Symbolic Feedback Code

CEE3B1

CEE3426S **There was an invalid request to fix-up and resume a condition.**

Explanation

There was a request to fix-up and resume from a user-written condition handler and either (1) the resume cursor was moved, or (2) the condition was signaled from CEESGLN or from CEESGL without a feedback code. The resume cursor can not be moved by a user-written condition handler if fix-up and resume behavior is desired. Conditions signaled from CEESGLN or from CEESGL without a feedback code can not be resumed without moving the resume cursor. The original condition is indicated in the next message in the message file.

System action

The condition is promoted to CEE3B2 and, if unhandled, the enclave is terminated.

Programmer response

A user-written condition handler must move the resume cursor and return a result code of 10 (Resume) in order to resume a condition signaled by CEESGLN or by CEESGL without a feedback code.

Symbolic Feedback Code

CEE3B2

CEE3427S **A user-written condition handler promoted a condition signaled by CEESGLN to severity 0 or 1.**

Explanation

The condition handling mechanism allows condition handlers to promote the condition they were entered to handle to new conditions. If a severity 2 or above condition signaled by CEESGLN was promoted to a 0 or 1 condition, the purpose of CEESGLN would be violated - programs can never resume following a call to CEESGLN. (LE/VSE allows severity 0 or 1 conditions to resume). Note that the original condition is indicated in the next message in the message file.

System action

The condition is promoted to CEE3B3 and if unhandled the enclave is terminated.

Programmer response

User-written condition handlers must not promote conditions that are not allowed to resume to severity 0 or 1.

Symbolic Feedback Code

CEE3B3

CEE3428S	Condition signaled by CEESGLN is not enabled by a language run-time component.
-----------------	---

Explanation

Some conditions are disabled by a language run-time component. For example Fixed Point Overflow conditions in COBOL are ignored and the application is resumed. Such a condition must not be signaled by CEESGLN. Note that the original condition is indicated in the next message in the message file.

System action

The condition is promoted to CEE3B4 and if unhandled the enclave is terminated.

Programmer response

Do not use CEESGLN to signal a condition from a language that does not enable the condition.

Symbolic Feedback Code

CEE3B4

CEE3429S	Move resume cursor relative is not permitted in a user-written condition handler registered with the USRHDLR run-time option.
-----------------	--

Explanation

You can register a user-written condition handler at stack frame 0 with the USRHDLR run-time option. The move resume cursor relative (CEEMRCR) service was not permitted at stack frame 0.

System action

Unless the condition is handled, the default action is to terminate the enclave.

Programmer response

Remove all references to CEEMRCR in any user-written condition handler registered with the USRHDLR run-time option.

Symbolic Feedback Code

CEE3B5

CEE3449S	An internal message services error occurred during termination.
-----------------	--

Explanation

A message service was called to perform a service during termination, but the service could not be completed because certain resources were no longer available.

System action

Unless the condition is handled, the default action is to terminate the enclave.

Programmer response

Contact your service representative.

Symbolic Feedback Code

CEE3BP

CEE3450E	Only one language was on the stack when a POP request was made to CEE5LNG. The current language was returned in the desired language parameter.
-----------------	--

Explanation

CEE5LNG cannot POP since the resulting stack will be empty.

System action

The current language is returned in the desired_language parameter and the stack remains unchanged.

Programmer response

No programmer action is required.

Symbolic Feedback Code

CEE3BQ

CEE3451S	The desired language <i>desired-language</i> for the PUSH or SET
-----------------	---

**function for CEE5LNG was invalid.
No operation was performed.**

Explanation

The desired_language parameter was not a valid 3-character national language id.

System action

Unless the condition is handled, the default action is to terminate the enclave.

Programmer response

Provide a valid desired_language parameter. A list of the valid national languages is provided in [LE/VSE Programming Reference](#).

Symbolic Feedback Code

CEE3BR

CEE3452S **The function *function* specified for CEE5LNG was not recognized. No operation was performed.**

Explanation

The function parameter must be a fullword binary 1, 2, 3 or 4.

System action

Unless the condition is handled, the default action is to terminate the enclave.

Programmer response

Provide a fullword binary 1, 2, 3 or 4 in the function parameter.

Symbolic Feedback Code

CEE3BS

CEE3454S **The *function* requested in CEE5LNG failed because at least one of the high-level languages did not accept the change from the *function*.**

Explanation

An internal error prevented the requested change from being made.

System action

Unless the condition is handled, the default action is to terminate the enclave.

Programmer response

Contact your service representative.

Symbolic Feedback Code

CEE3BU

CEE3455E **Only one country code was on the stack when a POP request was made to CEE5CTY. The current country code was returned in the country code parameter.**

Explanation

CEE5CTY cannot POP since the resulting stack will be empty.

System action

The current country code is returned in the country code parameter and the stack remains unchanged.

Programmer response

No programmer action is required.

Symbolic Feedback Code

CEE3BV

CEE3456S **The country code *country-code* for the PUSH or SET function for CEE5CTY was invalid. No operation was performed.**

Explanation

The country code parameter was not a valid 2-character country code.

System action

Unless the condition is handled, the default action is to terminate the enclave.

Programmer response

Provide a valid country code parameter. A list of the valid country codes is provided in [LE/VSE Programming Reference](#).

Symbolic Feedback Code

CEE3C0

CEE3457S **The function *function* specified for CEE5CTY was not recognized. No operation was performed.**

Explanation

The function parameter must be a fullword binary 1, 2, 3 or 4.

System action

Unless the condition is handled, the default action is to terminate the enclave.

Programmer response

Provide a fullword binary 1, 2, 3 or 4 in the function parameter.

Symbolic Feedback Code

CEE3C1

CEE3458E **The country code *country_code* was invalid for CEE5MC2. The default currency symbol *currency_symbol* was returned. No international currency symbol was returned.**

Explanation

The *country_code* parameter was not a valid 2-character country code. The default currency symbol was returned. No international currency symbol was returned.

System action

The default currency symbol is returned. No international currency symbol is returned.

Programmer response

Provide a valid *country_code* parameter.

Symbolic Feedback Code

CEE3C2

CEE3459S **The *function* requested in CEE5CTY failed because at least one of the high-level languages did not accept the change from the *function*.**

Explanation

The function requested failed because one of the high-level languages did not accept the change.

System action

Unless the condition is handled, the default action is to terminate the enclave.

Programmer response

An internal error prevented the requested change from being made. Contact your service representative.

Symbolic Feedback Code

CEE3C3

CEE3460E **The decimal separator '*decimal-separator*' was truncated and was not defined in CEE5MDS.**

Explanation

The decimal separator parameter must be a 2-character field. The resulting decimal separator might not be valid. The decimal separator is left justified and padded on the right with a blank if necessary.

System action

The decimal separator is truncated and placed into the given parameter.

Programmer response

Provide a 2-character decimal separator parameter.

Symbolic Feedback Code

CEE3C4

CEE3461E **The country code *country-code* was invalid for CEE5MDS. The default decimal separator '*decimal-separator*' was returned.**

Explanation

The country code parameter was not a valid 2-character country code. The default decimal separator is returned.

System action

The default decimal separator is returned.

Programmer response

Provide a valid `country_code` parameter. A list of the valid country codes is provided in [LE/VSE Programming Reference](#).

Symbolic Feedback Code

CEE3C5

CEE3462E **The currency symbol ' *currency-symbol* ' was truncated and was not defined in CEE5MCS.**

Explanation

The currency symbol parameter must be a 2-character field. The resulting currency symbol may not be valid. The currency symbol is left justified and padded on the right with a blank if necessary.

System action

The currency symbol is truncated and placed into the given parameter.

Programmer response

Provide a 2-character currency symbol parameter.

Symbolic Feedback Code

CEE3C6

CEE3463E **The country code *country-code* was invalid for CEE5MCS. The default currency symbol ' *currency-symbol* ' was returned.**

Explanation

The country code parameter was not a valid 2-character country code. The default currency symbol is returned.

System action

The default currency symbol is returned.

Programmer response

Provide a valid country code parameter. A list of the valid country codes is provided in [LE/VSE Programming Reference](#).

Symbolic Feedback Code

CEE3C7

CEE3464E

The thousands separator ' *thousands-separator* ' was truncated and was not defined in CEE5MTS.

Explanation

The thousands separator parameter must be a 2-character field. The resulting thousands separator might not be valid. The thousands separator is left justified and padded on the right with a blank if necessary.

System action

The thousands separator is truncated and placed into the given parameter.

Programmer response

Provide a 2-character thousands separator parameter.

Symbolic Feedback Code

CEE3C8

CEE3465E **The country code *country-code* was invalid for CEE5MTS. The default thousands separator ' *thousands-separator* ' was returned.**

Explanation

The country code parameter was not a valid 2-character country code. The default thousands separator is returned.

System action

The default thousands separator is returned.

Programmer response

Provide a valid country code parameter. A list of the valid country codes is provided in [LE/VSE Programming Reference](#).

Symbolic Feedback Code

CEE3C9

CEE3466E **The date picture string *date-pic-string* was truncated and was not defined in CEEFMDA.**

Explanation

The *date-pic-string* parameter must be an 80-character field. The resulting *date-pic-string* may not be valid. The *date-pic-string* is left justified and padded on the right with a blank if necessary.

System action

The *date-pic-string* is truncated and placed into the given parameter.

Programmer response

Provide an 80-character *date-pic-string* parameter.

Symbolic Feedback Code

CEE3CA

CEE3467E	The country code <i>country-code</i> was invalid for CEEFMDA. The default date picture string <i>date-pic-string</i> was returned.
-----------------	---

Explanation

The *country-code* parameter was not a valid 2 character country code. The default date picture string is returned.

System action

The default date picture string is returned.

Programmer response

Provide a valid country code parameter. A list of the valid country codes is provided in [LE/VSE Programming Reference](#).

Symbolic Feedback Code

CEE3CB

CEE3468E	The time picture string <i>time-pic-string</i> was truncated and was not defined in CEEFMTM.
-----------------	---

Explanation

The *time-pic-string* parameter must be an 80-character field. The resulting *time-pic-string* might not be valid. The *time-pic-string* is left justified and padded on the right with a blank if necessary.

System action

The *time-pic-string* is truncated and placed into the given parameter.

Programmer response

Provide an 80-character *time-pic-string* parameter.

Symbolic Feedback Code

CEE3CC

CEE3469E	The country code <i>country-code</i> was invalid for CEEFMTM. The default time picture string <i>time-pic-string</i> was returned.
-----------------	---

Explanation

The *country-code* parameter was not a valid 2-character country code. The default time picture string is returned.

System action

The default time picture string is returned.

Programmer response

Provide a valid country code parameter. A list of the valid country codes is provided in [LE/VSE Programming Reference](#).

Symbolic Feedback Code

CEE3CD

CEE3470E	The date and time string <i>datetime-string</i> was truncated and was not defined in CEEFMDT.
-----------------	--

Explanation

The *datetime-string* parameter must be an 80-character field. The resulting *datetime-string* might not be valid. The *datetime-string* was left-justified and padded on the right with a blank if necessary.

System action

The *datetime-string* is truncated and placed into the given parameter.

Programmer response

Provide an 80-character *datetime-string* parameter.

Symbolic Feedback Code

CEE3CE

CEE3471E **The country code *country-code* was invalid for CEEFMDT. The default date and time picture string *datetime-string* was returned.**

Explanation

The *country-code* parameter was not a valid 2-character country code. The default datetime string was returned.

System action

The default datetime string is returned.

Programmer response

Provide a valid country code parameter. A list of the valid country codes is provided in the [LE/VSE Programming Reference](#).

Symbolic Feedback Code

CEE3CF

CEE3472S **An internal message services error occurred while getting storage for the message inserts.**

Explanation

Insufficient heap storage was available to complete message services.

System action

No message insert area is created.

Programmer response

If possible, free unneeded heap storage or contact your service representative.

Symbolic Feedback Code

CEE3CG

CEE3473S **An internal message services error occurred while processing the inserts for this message.**

Explanation

Corrupted storage was encountered when attempting to initialize a message insert block.

System action

Unless the condition is handled, the default action is to terminate the enclave.

Programmer response

Contact your service representative.

Symbolic Feedback Code

CEE3CH

CEE3475S **An internal message services error occurred while freeing the insert area.**

Explanation

Corrupted storage was encountered when attempting to free a message insert block.

System action

Unless the condition is handled, the default action is to terminate the enclave.

Programmer response

Contact your service representative.

Symbolic Feedback Code

CEE3CJ

CEE3476S **An internal message services error occurred while freeing storage for the message inserts.**

Explanation

Message services detected a heap storage freeing failure.

System action

Unless the condition is handled, the default action is to terminate the enclave.

Programmer response

Contact your service representative.

Symbolic Feedback Code

CEE3CK

CEE3480S **An internal message services error occurred while processing the inserts for a message.**

Explanation

Message services detected an insert error while formatting a message.

System action

Unless the condition is handled, the default action is to terminate the enclave.

Programmer response

Contact your service representative.

Symbolic Feedback Code

CEE3CO

CEE3481S	An internal message services error occurred while processing the inserts for a message.
-----------------	--

Explanation

Corrupted storage was encountered when attempting to process a message insert block.

System action

Unless the condition is handled, the default action is to terminate the enclave.

Programmer response

Contact your service representative.

Symbolic Feedback Code

CEE3CP

CEE3482S	An internal message services error occurred while processing the inserts for a message.
-----------------	--

Explanation

An invalid insert was encountered when attempting to process a message insert block.

System action

Unless the condition is handled, the default action is to terminate the enclave.

Programmer response

Contact your service representative.

Symbolic Feedback Code

CEE3CQ

CEE3485S	An internal message services error occurred while locating the message number within a message file.
-----------------	---

Explanation

The message library for the given message number was located and loaded, but the message number could not be found within the library.

System action

The given message library is loaded, but no other action is performed.

Programmer response

Contact your service representative.

Symbolic Feedback Code

CEE3CT

CEE3486S	An internal message services error occurred while formatting a message.
-----------------	--

Explanation

Corrupted storage was encountered when attempting to process a message insert block.

System action

Unless the condition is handled, the default action is to terminate the enclave.

Programmer response

Contact your service representative.

Symbolic Feedback Code

CEE3CU

CEE3487S	An internal message services error occurred while locating a message number within the ranges specified in the repository.
-----------------	---

Explanation

The message number could not be found within the ranges in the message_library_table.

System action

Unless the condition is handled, the default action is to terminate the enclave.

Programmer response

Contact your service representative.

Symbolic Feedback Code

CEE3CV

CEE3488S	An internal message services error occurred while formatting a message.
-----------------	--

Explanation

An invalid internal message buffer length was detected while formatting a message.

System action

Unless the condition is handled, the default action is to terminate the enclave.

Programmer response

Contact your service representative.

Symbolic Feedback Code

CEE3D0

CEE3489S	An internal message services error occurred while getting storage necessary to format a message.
-----------------	---

Explanation

No heap storage was available to get storage needed to complete the formatting of a message.

System action

Unless the condition is handled, the default action is to terminate the enclave.

Programmer response

If possible, free unneeded heap storage or contact your service representative.

Symbolic Feedback Code

CEE3D1

CEE3490S	An internal message services error occurred while attempting to write a message.
-----------------	---

Explanation

The given filename or destination is not valid or is not available.

System action

The message is not written.

Programmer response

Contact your service representative.

Symbolic Feedback Code

CEE3D2

CEE3491S	An internal message services error occurred while getting storage.
-----------------	---

Explanation

No heap storage was available to get storage needed to write out a message.

System action

The message is not written.

Programmer response

If possible, free unneeded heap storage or contact your service representative.

Symbolic Feedback Code

CEE3D3

CEE3492S	An internal message services error occurred while attempting to write a message.
-----------------	---

Explanation

An I/O error was detected while trying to OPEN, WRITE, or CLOSE a given filename or destination.

System action

The enclave is terminated.

Programmer response

- If the error occurs under CICS, check that CESE is not full and is available.

- If the error occurs in BATCH with TERMTHDACT(,MSGFL,) set, ensure SYSLST is available.
- If a CEEDUMP DLBL has been specified, ensure that the file is available and not full.
- When TERMTHDACT(,LSTQ,) is set in BATCH, ensure that there is sufficient free space available in the VSE/POWER data files and queue files, to receive the required dump output. Also check that VSE/POWER is active and able to accept spool requests from external sources.
- For further diagnosis information when TERMTHDACT(,LSTQ,) is set, refer to the associated CEEL011S message that is issued to the VSE operator console.

Symbolic Feedback Code

CEE3D4

CEE3493W **An internal message services error occurred while attempting to close the message file.**

Explanation

LE/VSE could not close the specified filename, because either LE/VSE did not own it, or the file was not currently open.

System action

No system action is performed.

Programmer response

Contact your service representative.

Symbolic Feedback Code

CEE3D5

CEE3494S **An internal message services error occurred while attempting to close the message file.**

Explanation

An error was detected while trying to CLOSE the given filename.

System action

Unless the condition is handled, the default action is to terminate the enclave.

Programmer response

Contact your service representative.

Symbolic Feedback Code

CEE3D6

CEE3495S **An internal message services error occurred while formatting a message.**

Explanation

An error preventing the completion of message formatting was detected.

System action

Unless the condition is handled, the default action is to terminate the enclave.

Programmer response

Contact your service representative.

Symbolic Feedback Code

CEE3D7

CEE3496I **An internal message services error occurred while formatting a message.**

Explanation

An internal error was detected while locating the inserts for a message.

System action

No system action is performed.

Programmer response

Contact your service representative.

Symbolic Feedback Code

CEE3D8

CEE3497E **The message file was discovered to have an insufficient LRECL of too-small.**

Explanation

The message file cannot have an LRECL less than 14. This is to allow for the message number and 4 characters of text per line.

System action

The message file LRECL is forced to the default LRECL value.

Programmer response

Specify an LRECL of 14 or greater.

Symbolic Feedback Code

CEE3D9

CEE3498I **The message file was already open.**

Explanation

A request to open the message file via CEEOPMF could not be completed because it was already open.

System action

No system action is taken.

Programmer response

No programmer response is necessary.

Symbolic Feedback Code

CEE3DA

CEE3499E **The message file was unable to be opened.**

Explanation

A request to open the message file via CEEOPMF could not be completed.

System action

No system action is taken.

Programmer response

Ensure that the filename used for the message file is a valid name, and the file is usable.

Symbolic Feedback Code

CEE3DB

CEE3500S **Not enough storage was available to load *phase-name*.**

Explanation

Not enough storage was available to load the requested phase into virtual memory.

System action

Phase is not loaded. The application might abend.

Programmer response

Ensure that the partition GETVIS size is sufficient to run the application. If necessary, delete phases not currently needed by the application or free unused storage and retry the load request.

Symbolic Feedback Code

CEE3DC

CEE3501S **The phase *phase-name* was not found.**

Explanation

The system could not find the phase, whose name was specified on the parameter list to the LE/VSE load service, in any of the sublibraries in the sublibrary search chain, or in the SVA.

System action

Phase is not loaded. The application might abend.

Programmer response

Make sure the requested program name is correct, and that the requested phase is available in one of the sublibraries in the sublibrary search chain, or in the SVA. Correct the error, and execute the job again.

Symbolic Feedback Code

CEE3DD

CEE3502S **The phase name *phase-name* was too long.**

Explanation

The phase name length is greater than the name length supported by the underlying operating system.

System action

Name length is truncated to the name length supported by the underlying operating system. The requested phase might or might not be loaded.

Programmer response

Correct the phase name length and execute the job again.

Symbolic Feedback Code

CEE3DE

CEE3503S **The load request for phase *phase-name* was unsuccessful.**

Explanation

The system could not load the phase.

System action

Phase was not loaded. The application might abend.

Programmer response

Make sure the requested program name is correct, and that the requested phase is available in one of the sublibraries in the sublibrary search chain, or in the SVA. Check that the requested phase is not a move-mode phase.

Symbolic Feedback Code

CEE3DF

CEE3504S **The delete request for phase *phase-name* was unsuccessful.**

Explanation

The phase might already have been deleted, was never loaded, or exceeded the maximum load count.

System action

None.

System action

Unless the condition is handled, the default action is to terminate the enclave.

Programmer response

Make sure the requested phase name is correct.

Symbolic Feedback Code

CEE3DG

CEE3505S **The library vector table (LIBVEC) descriptor phase *phase-name* could not be loaded.**

Explanation

During *LIBVEC* initialization the library vector table descriptor phase could not be found.

System action

LIBVEC initialization is not performed.

Programmer response

Make sure you passed the name of the library vector table descriptor rather than the entry address. Make sure the name was not incorrectly modified and that the phase is available in one of the sublibraries in the sublibrary search chain, or in the SVA.

Symbolic Feedback Code

CEE3DH

CEE3506S **The library packaged subroutine phase *phase-name* could not be loaded.**

Explanation

The system could not find the phase, whose name was specified in the library vector table (LIBVEC) descriptor phase, in any of the sublibraries in the sublibrary search chain, or in the SVA.

System action

Phase is not loaded and LIBVEC initialization is not performed.

Programmer response

Make sure the requested program name is correct, and that the requested phase is available in one the sublibraries in the sublibrary search chain, or in the SVA. Correct the error, and execute the job again.

Symbolic Feedback Code

CEE3DI

CEE3507S **Not enough storage was available for the library vector table (LIBVEC) *table-name*.**

Explanation

Insufficient storage was available to build the library vector table (LIBVEC).

System action

No storage is allocated for the LIBVEC. LIBVEC initialization did not complete.

Programmer response

If necessary, free available storage and retry LIBVEC initialization.

Symbolic Feedback Code

CEE3DJ

CEE3508S **The number of library packaged subroutines specified in the descriptor module *phase-name* exceeded the maximum of 256 library packages. No library packages were loaded.**

Explanation

The maximum number of library packages supported is 256.

System action

LIBVEC initialization did not complete.

Programmer response

Repackage the library routines so that the number of library packages does not exceed the maximum supported.

Symbolic Feedback Code

CEE3DK

CEE3509S **The number of library vector slots specified in the descriptor module *phase-name* either exceeded 1024 or was less than 1.**

Explanation

A minimum of 1 library routine entry name is required to build the library vector table. A maximum of 1024 library routines entry names is allowed in a library vector table.

System action

LIBVEC initialization did not complete.

Programmer response

If library vector slots exceed the maximum, then you may have to build more than one library vector table.

Symbolic Feedback Code

CEE3DL

CEE3510S **The module *module-name* is a member of the library packaged subroutine *module-name* and could not be deleted.**

Explanation

Library package subroutines are not allowed to be deleted.

System action

Module not deleted.

Programmer response

Correct your program so that it does not request a library package subroutine be deleted.

Symbolic Feedback Code

CEE3DM

CEE3511S **The function code *function-code* was invalid.**

Explanation

Valid functions codes for the verify library vector subroutine are delete and load.

System action

Unless the condition is handled, the default action is to terminate the enclave.

Programmer response

Make sure the function code passed to the verify library vector subroutine is delete/load. Correct the program and execute job step again.

Symbolic Feedback Code

CEE3DN

CEE3513S **The library vector table (*LIBVEC*) *table-name* could not be terminated.**

Explanation

LIBVEC termination failed due to an inability to delete library subroutines or free the storage obtained for the library vector table.

System action

LIBVEC termination did not complete.

Programmer response

Contact your service representative.

Symbolic Feedback Code

CEE3DP

CEE3514C **An internal error, Unknown Operating System, was detected.**

Explanation

The underlying operating system is unsupported in the LE/VSE environment.

System action

LE/VSE terminates the application.

Programmer response

LE/VSE will run under the control of, or in conjunction with, the following operating systems/subsystems: z/VSE and CICS Transaction Server for z/VSE.

Symbolic Feedback Code

CEE3DQ

CEE3515I **No phases were loaded.**

Explanation

No application phases have been loaded via LE/VSE load service in the current application.

System action

No system action is taken.

Programmer response

No programmer response is necessary.

Symbolic Feedback Code

CEE3DR

CEE3519S

The version specified in the CEEFTCH control block passed to the CEEFETCH macro is not supported.

Explanation

The version of the CEEFTCH control block used with the CEEFETCH macro is not supported.

System action

Unless the condition is handled, the default action is to terminate the enclave.

Operator response

None.

Programmer response

For the supported versions of the CEEFTCH control block, refer to the CEEFTCH section in the [LE/VSE Programming Guide](#).

Symbolic Feedback Code

CEE3DV

CEE3520C **The token passed to the CEERELES macro was invalid.**

Explanation

The token passed to the CEERELES macro was not the one that was returned from the CEEFETCH macro.

System action

Unless the condition is handled, the default system action is to terminate the enclave.

Programmer response

Ensure CEEFETCH returned successfully, and the returned token is the same as the one passed to the CEERELES macro. (For details of the CEEFETCH and CEERELES macros, refer to the [LE/VSE Programming Reference](#)).

Symbolic Feedback Code

CEE3E0

CEE3550I **LE/VSE C/VSE Run-Time Initialized.**

Explanation

During LE/VSE initialization under CICS, LE/VSE has successfully initialized the C for VSE/ESA Run-Time Environment.

System action

Initialization Continues.

Programmer response

None.

Symbolic Feedback Code

None.

CEE3551I	LE/VSE COBOL Run-Time Initialized.
-----------------	---

Explanation

During LE/VSE initialization under CICS, LE/VSE has successfully initialized the COBOL Run-Time Environment.

System action

Initialization Continues.

Programmer response

None.

Symbolic Feedback Code

None.

CEE3552I	LE/VSE PL/1 Run-Time Initialized.
-----------------	--

Explanation

During LE/VSE initialization under CICS, LE/VSE has successfully initialized the PL/1 for VSE/ESA Run-Time Environment.

System action

Initialization Continues.

Programmer response

None.

Symbolic Feedback Code

None.

CEE3553I	CICS Options Newcopy Started.
-----------------	--------------------------------------

Explanation

The CICS session operator has started the CICS-wide installation default runtime options *newcopy* facility.

System action

Activation of the new CICS-wide options begins.

Programmer response

None.

Symbolic Feedback Code

None.

CEE3554I	CICS Options Newcopy Complete.
-----------------	---------------------------------------

Explanation

The newcopy facility has finished activating the new CICS-wide default runtime options.

System action

Activation of the new CICS-wide options has completed successfully.

Programmer response

None.

Symbolic Feedback Code

None.

CEE3555E	CICS Options Newcopy Failed.
-----------------	-------------------------------------

Explanation

The newcopy facility has failed while trying to activate the CICS-wide default runtime options. These are the return codes and reason codes you can receive, and their explanations:

Return Code 08

Reason Code 3 – NOSTG returned from CICS during GETMAIN request. *All other reason codes* – report to your Systems Programmer or IBM Support Center.

Return Code 12

Reason Code 2 – PGMIDERR returned from CICS during LOAD request on CEECOPT. *Reason Code 3* – NOTAUTH returned from CICS during LOAD request on CEECOPT. *All other reason codes* – report to your Systems Programmer or IBM Support Center.

Return Code 16

Reason Code 2 – PGMIDERR returned from CICS during RELEASE of CEECOPT. *Reason Code 3* – NOTAUTH returned from CICS during RELEASE of CEECOPT. *All other reason codes* – report to your Systems Programmer or IBM Support Center.

Return Code 20

Reason Code 2 – PGMIDERR returned from CICS during NEWCOPY request for CEECOPT. *Reason Code 3* – NOTAUTH returned from CICS during NEWCOPY request for CEECOPT. *All other reason codes* – report to your Systems Programmer or IBM Support Center.

System action

Activation of new CICS options is aborted. Previous CICS-wide default runtime options remain in effect.

Programmer response

Review CICS output log (MSGFILE destination) for error information:

- For reason code 2, check that CEECOPT has been defined to the CICS system by either the PPT or CSD definitions.
- For reason code 3 with RC=08, check that sufficient CICS TS EDSA storage is available.
- For reason code 3 with RC=20,16 or 12, check that the correct authority has been granted to the NEWC transaction, and that the CICS user has sufficient authority to request the newcopy function.
- For any return or reason codes not listed above, please report the failure with details from the CICS output log, to your Systems Programmer or IBM Support centre.

Symbolic Feedback Code

None.

CEE3556W	Use of TD Queue <i>queue</i> has failed due to a <i>resp</i>. Switching to CESE for this Enclave.
-----------------	--

Explanation

The transient data queue specified in the active MSGFILE run time option experienced a failure when LE/VSE attempted to write messages to it.

System action

LE/VSE automatically switches to the CESE transient data queue and continues processing the message request. All subsequent messages for this enclave

will be directed to the CESE transient data queue, irrespective of the MSGFILE setting.

Programmer response

The field *resp* indicates the response code returned from CICS when LE/VSE issued the EXEC CICS WRITE command. Refer to the *CICS Application Programming Guide* for an explanation of the *resp* code.

Correct the MSGFILE run-time option so that it specifies a transient data queue that has been defined correctly, and that is available for LE/VSE to use.

Symbolic Feedback Code

None.

CEE3557W	Write to LSTQ has failed. Dump production aborted for this process.
-----------------	--

Explanation

A failure has occurred while attempting to output an LE/VSE dump to the LSTQ destination. For further information, refer to message CEEL011S displayed on the VSE operators console.

System action

The application terminates and the dump is lost.

Programmer response

For error diagnosis information, refer to message CEEL011S.

Symbolic Feedback Code

None.

CEE3558I	LE/VSE LSTQ Support Unavailable.
-----------------	---

Explanation

When LE/VSE attempted to establish the resources required for the LSTQ dump output support, one or more of these resources either failed or could not be obtained.

System action

LE/VSE execution continues but with LSTQ support disabled.

Programmer response

Check that:

1. Module CEELEDT is available to the CICS system, or CEEBLEDT is available in BATCH.
2. The security settings for loading the appropriate module are set correctly.
3. A CEELOPT macro has been included in the generated run-time options module.
4. The included CEELOPT macro describes valid LSTQ options that are supported by VSE/POWER.

Symbolic Feedback Code

None.

CEE359W	Closing of dump on LSTQ has failed. Dump produced has been lost for this transaction.
----------------	--

Explanation

An unrecoverable error occurred during the closing of the dump output destined for the LSTQ.

System action

The dump produced is lost. LSTQ processing for this transaction is terminated. Any subsequent dumps produced will be sent to the destination specified in the MSGFILE run-time option.

Operator response

A CICS restart will be required to restore LSTQ dump support.

Programmer response

Review the CICS console log for any further error messages that may assist in explaining the reason for the error.

Symbolic Feedback Code

None.

CEE3601I	The string 'string' was found where a delimiter was expected following a quoted suboption for the run-time option.
-----------------	---

Explanation

A quoted suboption must be followed by a comma, a right parenthesis, or a space.

System action

The characters following *suboption* up to the next comma, space, or parenthesis are ignored.

Programmer response

Correct the run-time options string.

Symbolic Feedback Code

CEE3GH

CEE3602I	An end quote delimiter did not occur before the end of the run-time option string.
-----------------	---

Explanation

Quotes, either single or double, must be in pairs.

System action

The end quote is assumed.

Programmer response

Correct the run-time options string.

Symbolic Feedback Code

CEE3GI

CEE3603I	The character 'character' is not a valid run-time option delimiter.
-----------------	--

Explanation

Options must be separated by either a space or a comma.

System action

character is ignored.

Programmer response

Correct the run-time options string.

Symbolic Feedback Code

CEE3GJ

CEE3604I	The character 'character' is not a valid suboption delimiter for run-time options.
-----------------	---

Explanation

Suboptions must be separated by a comma.

System action

The separator is assumed to be a comma.

Programmer response

Correct the run-time options string.

Symbolic Feedback Code

CEE3GK

CEE3605I **The string ' *string* ' was found where a delimiter was expected following the suboptions for the run-time option *option*.**

Explanation

Suboptions that are enclosed within parentheses must be followed by either a space or a comma.

System action

The characters following the right parenthesis up to the next comma or space are ignored.

Programmer response

Correct the run-time options string.

Symbolic Feedback Code

CEE3GL

CEE3606I **The string ' *string* ' was too long and was ignored.**

Explanation

The maximum string length for an option or suboption was exceeded.

System action

string is ignored.

Programmer response

Correct the run-time options string.

Symbolic Feedback Code

CEE3GM

CEE3607I **The end of the suboption string did not contain a right parenthesis.**

Explanation

A left parenthesis did not have a matching right parenthesis.

System action

The right parenthesis is assumed.

Programmer response

Correct the run-time options string.

Symbolic Feedback Code

CEE3GN

CEE3608I **The following messages pertain to the invocation command run-time options.**

Explanation

The messages after this one up to the next message of this type with a different source, pertain to the invocation command.

System action

No system action is performed.

Programmer response

No programmer response is required.

Symbolic Feedback Code

CEE3GO

CEE3609I **The run-time option *option* is not supported.**

Explanation

option is an option from a previous release that is not supported or mapped by LE/VSE.

System action

option is ignored.

Programmer response

Consult the appropriate migration guide for a list of options supported for the language. Correct the run-time options string.

Symbolic Feedback Code

CEE3GP

CEE3610I **The run-time option *old-option* was mapped to the run-time option *le-option*.**

Explanation

old-option is an option from a previous release that is supported by LE/VSE for compatibility.

System action

old-option is mapped to *le-option*.

Programmer response

Consult the appropriate migration guide for a list of options supported for the language. Change the run-time options string to use the *le-option* instead.

Symbolic Feedback Code

CEE3GQ

CEE3611I **The run-time option *option* was an invalid run-time option.**

Explanation

option is not an LE/VSE option or an option that is recognized by LE/VSE for previous release language compatibility.

System action

option is ignored.

Programmer response

Consult the appropriate migration guide for a list of options supported for the language. Correct the run-time options string.

Symbolic Feedback Code

CEE3GR

CEE3612I **Too many suboptions were specified for the run-time option *option*.**

Explanation

The number of suboptions specified for *option* exceeded that defined for the option.

System action

The extra suboptions are ignored.

Programmer response

A list of valid run-time options is provided in [LE/VSE Programming Reference](#). Correct the run-time options string.

Symbolic Feedback Code

CEE3GS

CEE3613I **The run-time option *old-option* appeared in the options string.**

Explanation

old-option (SPIE, NOSPIE, STAE, or NOSTAE) is an option from a previous release that is supported by LE/VSE for compatibility, but ignored if TRAP is specified.

System action

old-option is ignored if TRAP is specified, otherwise it is mapped to TRAP.

Programmer response

Change the run-time options string to use the TRAP option instead of SPIE, NOSPIE, STAE, or NOSTAE.

Symbolic Feedback Code

CEE3GT

CEE3614I **An invalid character occurred in the numeric string '*string*' of the run-time option *option*.**

Explanation

string did not contain all decimal numeric characters.

System action

The *string* is ignored.

Programmer response

Correct the run-time options string to contain all numeric characters.

Symbolic Feedback Code

CEE3GU

CEE3615I **The installation default for the run-time option *option* could not be overridden.**

Explanation

option has been defined as non-overridable at installation time.

System action

The option is ignored.

Programmer response

Correct the run-time options string to not specify this *option*.

Symbolic Feedback Code

CEE3GV

CEE3616I **The string '*string*' was not a valid suboption of the run-time option *option*.**

Explanation

string was not in the set of recognized values.

System action

The suboption is ignored.

Programmer response

Correct the run-time options string.

Symbolic Feedback Code

CEE3H0

CEE3617I **The number *number* of the run-time option *option* exceeded the range of -2147483648 to 2147483647.**

Explanation

number exceeded the range of -2147483648 to 2147483647.

System action

The *number* is ignored.

Programmer response

Correct the run-time options string.

Symbolic Feedback Code

CEE3H1

CEE3618I **The run-time option *option* was not valid from the invocation command.**

Explanation

option is not valid from the invocation command.

System action

option is ignored.

Programmer response

Correct the run-time options string.

Symbolic Feedback Code

CEE3H2

CEE3619I **The value *value* was not a valid MSGQ number.**

Explanation

value must be greater than zero.

System action

value is ignored.

Programmer response

Correct the run-time options string.

Symbolic Feedback Code

CEE3H3

CEE3620I **The following messages pertain to the assembler user exit run-time options.**

Explanation

The messages after this one up to the next message of this type with a different source pertain to the assembler user exit.

System action

No system action is performed.

Programmer response

No response is required.

Symbolic Feedback Code

CEE3H4

CEE3621I **The run-time option *option* was not valid from the assembler user exit.**

Explanation

option is not valid from the assembler user exit.

System action

option is ignored.

Programmer response

Correct the run-time options string.

Symbolic Feedback Code

CEE3H5

CEE3622I **The STORAGE option quoted suboption string '*string*' was not one character long.**

Explanation

The only acceptable length for STORAGE suboptions within quotes is one.

System action

The suboption is ignored.

Programmer response

Correct the run-time options string.

Symbolic Feedback Code

CEE3H6

CEE3623I **The UPSI option suboption string '*string*' was not eight characters long.**

Explanation

The only acceptable length for the UPSI sub-option is eight.

System action

The suboption is ignored.

Programmer response

Correct the run-time options string.

Symbolic Feedback Code

CEE3H7

CEE3624I **One or more error messages pertaining to the run-time options included in the invocation command were lost.**

Explanation

The run-time options error table (ROET) overflowed.

System action

The errors that are detected after the table overflowed are discarded.

Programmer response

Correct the reported errors so the discarded errors fit into the error table.

Symbolic Feedback Code

CEE3H8

CEE3625I **One or more error messages pertaining to the run-time options returned by the assembler user exit were lost.**

Explanation

The run-time options error table (ROET) overflowed.

System action

The errors that are detected after the table overflowed are discarded.

Programmer response

Correct the reported errors so the discarded errors fit into the error table.

Symbolic Feedback Code

CEE3H9

CEE3626I **One or more error messages pertaining to the run-time options contained within the programmer defaults were lost.**

Explanation

The run-time options error table (ROET) overflowed.

System action

The errors that are detected after the table overflowed are discarded.

Programmer response

Correct the reported errors so the discarded errors will then fit into the error table.

Symbolic Feedback Code

CEE3HA

CEE3627I **The following messages pertain to the programmer default run-time options.**

Explanation

The messages after this one up to the next message of this type with a different source, pertain to the programmer default options.

System action

No system action is preformed.

Programmer response

No response is required.

Symbolic Feedback Code

CEE3HB

CEE3628I **The run-time option *option* was not valid from the programmer defaults.**

Explanation

option is not valid from the programmer defaults.

System action

The option is ignored.

Programmer response

Correct the run-time options string.

Symbolic Feedback Code

CEE3HC

CEE3629I **The run-time option *old-option* was partially mapped to the run-time option *le-option*.**

Explanation

old-option is an old language option that is being supported by LE/VSE for compatibility. The user should use *le-option* instead.

System action

old-option is partially mapped to its LE/VSE equivalent.

Programmer response

Change the run-time options string to use the *le-option* instead.

Symbolic Feedback Code

CEE3HD

CEE3630I **One or more settings of the run-time options STAE or SPIE were ignored.**

Explanation

STAE, SPIE, NOSTAE, and NOSPIE (options from a previous release) were ignored when the TRAP option was specified. See [LE/VSE Programming Reference](#) for the interactions between TRAP and SPIE, NOSPIE, STAE, or NOSTAE.

System action

STAE, SPIE, NOSTAE, or NOSPIE are mapped to TRAP.

Programmer response

Change the run-time options string to use the TRAP option instead of SPIE, STAE, NOSPIE, or NOSTAE.

Symbolic Feedback Code

CEE3HE

CEE3631I **One or more settings of the run-time options STAE or SPIE were mapped to TRAP.**

Explanation

STAE, SPIE, NOSTAE, and NOSPIE are options from a previous release that are supported by LE/VSE for compatibility.

System action

STAE, SPIE, NOSTAE, or NOSPIE are mapped to TRAP.

Programmer response

Change the run-time options string to use the TRAP option instead.

Symbolic Feedback Code

CEE3HF

CEE3632I **The following messages pertain to the AR command overrides.**

Explanation

LE/VSE run-time option override supplied using the AR command 'S CEE,OPTS=' includes an invalid run-time option or sub-option.

System action

The invalid option(s) or sub-option(s) are ignored.

Programmer response

Use the 'D CEE,OPTS' AR command to display the currently-set overrides. Remove the override option(s) and re-enter them correctly using the 'S CEE,OPTS=' command.

Symbolic Feedback Code

CEE3HG

CEE3633W **The total length of the combined ENVAR strings exceeded 250 characters.**

Explanation

The total length of the combined ENVAR strings exceeded the maximum limit of 250 characters.

System action

The ENVAR string is ignored.

Programmer response

Reduce the total length of the ENVAR strings to less than the 250 character maximum.

Symbolic Feedback Code

CEE3HH

CEE3634I **The number *number* of the run-time option *option* exceeded the range of -32768 to 32767.**

Explanation

number exceeded the range of -32768 to 32767.

System action

The *number* is ignored.

Programmer response

Correct the run-time options string to be within the range of -32768 to 32767.

Symbolic Feedback Code

CEE3HI

CEE3637I **The number *number* specified in the *suboption* suboption of the run-time option *option* is not a valid hexadecimal number in the range 0 to FFFFFFFF. X'00'**

Explanation

An invalid hexadecimal numeral was specified or the range of the *number* exceeds 0 to FFFFFFFF.

System action

The *number* is ignored.

Programmer response

Correct the run-time options string to be a valid hexadecimal number in the range of 0 to FFFFFFFF.

Symbolic Feedback Code

CEE3HL

CEE3638I **The table size of *size*, specified in the TRACE run-time option, exceeds the maximum allowed value of 16777215. X'00'**

Explanation

size exceeded the maximum allowed value of 16777215.

System action

The *size* is ignored.

Programmer response

Correct the TRACE run-time options to not exceed the maximum of 16777215.

Symbolic Feedback Code

CEE3HM

CEE3639I **The ID suboption *suboption* of the TRACE run-time option must consist of the keyword 'ID' followed by a one or two digit number in the range 0 to *number* X'00'**

Explanation

The format of the ID suboption of the TRACE run-time option is *IDxx=nnnnnnnn* where *xx* is a one or two digit decimal number with no blanks between it and either the ID or the equal-sign.

System action

The *suboption* is ignored.

Programmer response

Correct the ID suboption of the TRACE run-time option to be the correct format where *xx* is a one or two digit decimal number with no blanks between it and either the ID or the equal-sign.

Symbolic Feedback Code

CEE3HN

CEE3649W **The parameter string returned from CEE5PRM exceeded the maximum length of 80 bytes and was truncated.**

Explanation

The output character string passed to CEE5PRM is not long enough to contain the text of the user parameters. It has been truncated.

System action

The user parameter string is truncated to fit the character string argument passed to CEE5PRM. The truncated value is returned to the caller in the character string argument.

Programmer response

Execute with a shorter user parameter string.

Symbolic Feedback Code

CEE3I1

CEE3700I **The storage and options report heading replaced a previous heading.**

Explanation

The specified report heading has replaced a heading set by an earlier call to CEERPTH.

System action

The report heading is replaced by the new heading.

Programmer response

None required.

Symbolic Feedback Code

CEE3JK

CEE3701W **Heap damage found by HEAPCHK Run-time option.**

Explanation

This is a title message for the Heap Check section of the message file.

System action

None.

Programmer response

View the messages following this one to see where damage was found.

Symbolic Feedback Code

CEE3JL

CEE3702S **Program terminating due to Heap damage.**

Explanation

This is the last message in the Heap Check section of the message file.

System action

The enclave is terminated with abend code U4042.

Programmer response

Previous messages in the message file will contain the address, and the expected and actual data for each damaged area found.

Symbolic Feedback Code

CEE3JM

CEE3703I **In *controlblock* Control Block, the *fieldname* is damaged.**

Explanation

An LE control block *controlblock* has damage in the *fieldname* area.

System action

None.

Programmer response

The message following this one in the message file will identify the address of the damage and the expected data.

Symbolic Feedback Code

CEE3JN

CEE3704I **Expected data at *address* : *data*.**

Explanation

Provides the address *address* and expected data *data* when heap damage is found.

System action

None.

Programmer response

The message following this one in the message file will provide the actual data found at the damaged location.

Symbolic Feedback Code

CEE3JO

CEE3705I **Pointer at *address* should point to a valid *controlblock*.**

Explanation

The pointer at location *address* should point to an LE control block with a *controlblock* eye catcher.

System action

None.

Programmer response

The message following this one in the message file will provide the actual data found at the damaged location.

Symbolic Feedback Code

CEE3JP

CEE3706I **The contents of the Free Tree Node at *address1* in the Heap Segment beginning at *address2* do not match the STORAGE run-time option *Heap_free_value*.**

Explanation

The contents of storage at *address1* should match the *heap_free_value* specified with the STORAGE run-time option. The first 16 bytes at *address1* contain header information and will not match the *heap_free_value*. They are not used in the comparison.

System action

None.

Programmer response

The message following this one in the message file will provide the actual data found at the damaged location.

Symbolic Feedback Code

CEE3JQ

CEE3707I ***branch* pointer is bad in the Free Tree at *address1* in the Heap Segment beginning at *address2*.**

Explanation

The pointer to the *branch* branch of the Free Tree Node at address *address1* does not point to another Free Tree Node.

System action

None.

Programmer response

The message following this one in the message file will provide the actual data found at the damaged location.

Symbolic Feedback Code

CEE3JR

CEE3708I *branch* length is bad in the Free Tree at *address1* in the Heap Segment beginning at *address2*.

Explanation

The length of the *branch* branch of the Free Tree Node at address *address1* is damaged.

System action

None.

Programmer response

The message following this one in the message file will provide the actual data found at the damaged location.

Symbolic Feedback Code

CEE3JS

CEE3709I Either the *branch* pointer or length is damaged in the Free Tree at *address1* in the Heap Segment beginning at *address2*

Explanation

The pointer to the *branch* branch of the Free Tree Node at address *address1* plus its length does not match a Heap Storage Element.

System action

None.

Programmer response

The message following this one in the message file will provide the actual data found at the damaged location.

Symbolic Feedback Code

CEE3JT

CEE3710I Heap Element at *address* is damaged. Expected data is: *word1 word2*

Explanation

The header of the Heap Storage Element at *address* does not match the expected data *word1* and *word2*.

System action

None.

Programmer response

The message following this one in the message file will provide the actual data found at the damaged location.

Symbolic Feedback Code

CEE3JU

CEE3711I Processing of the HEAPCHK run-time option has been terminated due to a previous error. Heaps are no longer being checked for damage.

Explanation

A message preceding this one in the message file will provide the actual error which caused the HEAPCHK processing to be terminated.

System action

None.

Programmer response

Locate the message that describes the actual error and take appropriate action to correct the problem.

Symbolic Feedback Code

CEE3JV

CEE3750S Insufficient storage was available for use by *module-name*.

Explanation

There is not enough free storage available for the DTF builder CWI *module-name* to build a DTF.

System action

The DTF is not built.

Programmer response

Ensure that the GETVIS storage available in the partition is sufficient to run your application. Verify that the storage sizes specified in the HEAP run-time option are reasonable.

Symbolic Feedback Code

CEE3L6

CEE3751S A search of the LIOCS phase by *module-name* did not locate the routine *routine-name*.

Explanation

The DTF builder CWI *module-name* was unable to find the routine *routine-name* in its associated LIOCS phase.

System action

The DTF is not built.

Programmer response

Add the required routine to the LIOCS phase using the CEEXCDMD, CEEXDUMD or CEEXPRMD macro. For more information about these customization macros, see [LE/VSE Customization Guide](#).

Symbolic Feedback Code

CEE3L7

CEE3756S	The parameter <i>parameter-name</i> was invalid in a call to <i>module-name</i>.
-----------------	---

Explanation

The DTF builder CWI *module-name* was passed an invalid value in parameter *parameter-name*.

System action

The DTF is not built.

Programmer response

Correct the parameter value.

Symbolic Feedback Code

CEE3LC

CEE3757S	The parameter <i>parameter-name1</i> conflicts with the parameter <i>parameter-name2</i> in a call to <i>module-name</i>.
-----------------	--

Explanation

The DTF builder CWI *module-name* was passed the parameter *parameter-name1* which conflicts with parameter *parameter-name2*.

System action

The DTF is not built.

Programmer response

Correct the conflicting parameters.

Symbolic Feedback Code

CEE3LD

CEE3758S	The parameter <i>parameter-name1</i> conflicts with the parameters <i>parameter-name2</i> and <i>parameter-name3</i> in a call to <i>module-name</i>.
-----------------	--

Explanation

The DTF builder CWI *module-name* was passed the parameter *parameter-name1* which conflicts with parameters *parameter-name2* and *parameter-name3*.

System action

The DTF is not built.

Programmer response

Correct the conflicting parameters.

Symbolic Feedback Code

CEE3LE

CEE3775W	A conflict was detected between the TERMTHDACT suboption LSTQ and TERMTHDACT level setting. TERMTHDACT level setting has been set to TRACE.
-----------------	--

Explanation

The thread termination dump output-level setting conflicts with the destination setting of LSTQ. A level of TRACE or more must be used with LSTQ.

System action

The level setting was reset to TRACE.

Programmer response

Change the value of the detail level to TRACE or more.

Symbolic Feedback Code

CEE3LV

CEE3781I	The value of the <i>reg_stor_amount</i> sub-option of the TERMTHDACT option was not in the valid range 0-256.
-----------------	--

Explanation

The value of the `reg_stor_amount` sub-option was not a number in the range of 0-256.

System action

The value is ignored. The default value of 0 is used.

Programmer response

Change the value of the `reg_stor_amount` sub-option to be in the valid range 0-256.

Symbolic Feedback Code

CEE3M5

CEE3782E	The value of the REGSTOR option of CEE5DMP was not in the valid range 0-256.
-----------------	---

Explanation

The value of the REGSTOR option of CEE5DMP was not a number in the range of 0-256.

System action

The value is ignored. The default value of 0 is used.

Programmer response

Change the value of the REGSTOR option to be the valid range.

Symbolic Feedback Code

CEE3M6

CEE3800S	The address passed to the stack segment service was not within any LE stack segment.
-----------------	---

Explanation

The address passed to the stack segment bounds service was not within any currently allocated LE/VSE stack segment.

System action

The bounds, segment type and chain are undefined.

Programmer response

This is an internal problem. Contact your service representative.

Symbolic Feedback Code

CEE3MO

CEE3817E	The member event handler did not return a usable function pointer.
-----------------	---

Explanation

The member language which compiled the input load module either does not support the fetch function, or encountered an unrecoverable error.

System action

The called service returns an unusable function pointer.

Programmer response

Ensure the input load module is compiled from a language which supports the fetch function.

Symbolic Feedback Code

CEE3N9

CEE3818E	The member event handler encountered an error.
-----------------	---

Explanation

The member language which compiled the input load module either does not support the release function, or encountered an unrecoverable error.

System action

The function is not released.

Programmer response

Ensure the input load module is compiled from a language which supports the release function.

Symbolic Feedback Code

CEE3NA

CEE3900S	The function code passed to CEE5USR was not 1 or 2.
-----------------	--

Explanation

The `function_code` specified in a CEE5USR call is invalid.

System action

Neither SET nor QUERY is performed.

Programmer response

Invoke CEE5USR with function_code 1 (for SET) or 2 (for QUERY).

Symbolic Feedback Code

CEE3PS

CEE3901S **The field number passed to CEE5USR was not 1 or 2.**

Explanation

The field number specified in a CEE5USR call is invalid.

System action

Neither SET nor QUERY is performed.

Programmer response

Invoke CEE5USR with field_number 1 or 2.

Symbolic Feedback Code

CEE3PT

CEE3902W **The function code, use of, or environment for CEEPUSR is invalid.**

Explanation

Either: (1) The function code provided is not supported or is invalid. (2) This service is being called from a non-multitasking PL/1 environment. (3) The TASKCOM SETPARM is missing or the values specified are invalid.

System action

The service returns zero for all fields and no action is taken.

Programmer response

Only call CEEPUSR from a PL/1 multitasking environment and with supported function codes. Ensure that a TASKCOM JCL SETPARM variable is set, and that the specified values conform to the requirements.

Symbolic Feedback Code

CEE3PU

CEE3903W **CEE5DLY or CEEDLYM was called with an invalid interval value.**

Explanation

A delay service has been called, but the delay interval value is not within the allowed range. Permitted values are:

- 1 to 3,600 (60 minutes) for CEE5DLY.
- 1 to 3,600,000 (60 minutes) for CEEDLYM.

System action

The request is ignored. Processing continues.

Programmer response

Correct the delay value being passed to the appropriate service, and re-run the application.

Symbolic Feedback Code

CEE3PV

CEE3907I **Read-Access or Update-Access to Supplied Storage Address is Unavailable**

Explanation

The CEE5TSTG service has been called with an address that is not allowed for read-access.

System action

Processing continues with the next sequential instruction after the call to CEE5TSTG.

Programmer response

Any attempt to use the supplied address for any processing in the current execution key will result in a program check.

Symbolic Feedback Code

CEE3PZ

CEE3908I **Update-Access to Supplied Storage Address is Unavailable**

Explanation

The CEE5TSTG service has been called with an address that is not allowed for update-access.

System action

Processing continues with the next sequential instruction after the call to CEE5TSTG.

Programmer response

Any attempt to modify storage pointed-to by the address supplied to CEE5TSTG in the current execution key, will result in a program check. Read-access is permitted in the current execution key.

Symbolic Feedback Code

CEE3Q0

CEE3909I	Incompatible TRAP run-time option set.
-----------------	---

Explanation

The CEE5TSTG service has been called when TRAP(OFF) is set.

System action

Processing continues with the next sequential instruction after the call to CEE5TSTG.

Programmer response

The CEE5TSTG service is only available when TRAP(ON,MIN) or TRAP(ON,MAX) are set.

Symbolic Feedback Code

CEE3Q1

CEE3931W	CEEDLYM was invoked in a CICS environment.
-----------------	---

Explanation

The millisecond delay service has been called within a CICS environment. However, CICS does not support the specification of millisecond delay values. Therefore, this service is not available under CICS.

System action

The request is ignored. Processing continues.

Programmer response

Change to use CEE5DLY instead.

Symbolic Feedback Code

CEE3QR

CEE4001S	General Failure: Service could not be completed.
-----------------	---

Explanation

An error was encountered attempting to complete a C locale function.

System action

The thread is terminated.

Programmer response

Contact your service representative.

Symbolic Feedback Code

CEE3T1

CEE4015S	Input Error: The number of characters to be transformed must be greater than zero.
-----------------	---

Explanation

An error was encountered attempting to complete a C locale function. The CEESTXF callable service was called with a number parameter that was non-positive.

System action

The thread is terminated.

Programmer response

Make sure the parameter is positive.

Symbolic Feedback Code

CEE3TF

CEE4086S	Input Error: The number of characters to be formatted must be greater than zero.
-----------------	---

Explanation

An error was encountered attempting to complete a C locale function. The CEEFMON or CEEFTDS callable service was called with a maxsize parameter that was non-positive.

System action

The thread is terminated.

Programmer response

Make sure the parameter is positive.

Symbolic Feedback Code

CEE3VM

CEE5176S **There was insufficient storage to process an environment variable.**

Explanation

The environment-variable processing service was called, but there was insufficient storage to process the request.

System action

Unless the condition is handled, the default action is to terminate the enclave.

Programmer response

Additional 31-bit storage is required before more environment variables can be processed. Either free some heap-storage, or rerun the application in a partition that has more available 31-bit storage.

Symbolic Feedback Code

CEE51O

CEE5177S **A bad input character was detected for the environment variable name.**

Explanation

The environment-variable processing service was called, but the name specified contained an invalid '=' character.

System action

Unless the condition is handled, the default action is to terminate the enclave.

Programmer response

Correct the environment-variable name, and retry.

Symbolic Feedback Code

CEE51P

CEE5178S **The environment variable anchor or array contained an invalid address.**

Explanation

The environment-variable processing service was called, but an invalid anchor or array address was encountered.

System action

Unless the condition is handled, the default action is to terminate the enclave.

Programmer response

- **C Environments:** If `**environ` is used to set or clear an environment variable, make sure that the address is correct. Alternatively, you can use the `getenv()` or `setenv()` functions.
- **Assembler or PL/I Environments:** You are responsible for ensuring that the environment-variable array or anchor pointers are correctly used, and that no invalid modifications are made. Alternatively, you can use the `CEEENV` callable service to perform environment-variable manipulation.
- **COBOL Environments:** Check that the environment array anchor has been used correctly in any non-COBOL applications that may be running or that have been called. If only COBOL applications are being used, check for any storage overlays. You might also consider implementing the `SSRANGE` compile option.

Symbolic Feedback Code

CEE51Q

CEE5179S **A parameter to the environment-variable processing routine contained an invalid value.**

Explanation

The environment-variable processing service was called to get or set an environment variable. However, one of the parameters specified contained an invalid value. For example, the name length or value length was negative, or the function code was invalid.

System action

Unless the condition is handled, the default action is to terminate the enclave.

Programmer response

Correct the parameter and retry.

Symbolic Feedback Code

CEE51R

CEE5180I **The specified environment variable name already exists.**

Explanation

An attempt was made to set an environment variable whose name already exists.

System action

The original variable is not modified.

Programmer response

If you want to modify the variable and are using the CEEENV service, specify function code 5 to modify the existing variable's value.

Symbolic Feedback Code

CEE51S

VSE/POWER LSTQ Support Run-Time Messages

The following messages relate to the LE/VSE support of VSE/POWER LSTQ.

CEEL00S **VSE/POWER is currently terminating. Connection request denied.**

Explanation

A request to output a failing dump to the VSE/POWER LSTQ was aborted as VSE/POWER was in termination mode and cannot accept any new connections.

System action

The request to send the dump output to a separate LSTQ member is ignored. Dump output is instead directed to the default environment-dependent location.

Programmer response

Ensure VSE/POWER is currently active and not in shutdown mode.

Symbolic Feedback Code

None.

CEEL001S **VSE/POWER in abnormal termination. Connection disrupted.**

Explanation

While sending dump output to the VSE/POWER LSTQ, the request was aborted as VSE/POWER abnormally terminated.

System action

The dump request is aborted. Dump production is aborted.

Programmer response

Ensure VSE/POWER is available for the complete duration of dump production. Alternatively, set TERMTHDACT to MSGFL and re-run failing transaction.

Symbolic Feedback Code

None.

CEEL002S **Connection to VSE/POWER could not be completed within a 10 second delay limit.**

Explanation

While requesting a connection to VSE/POWER, the time limit of 10 seconds was reached before the connection could be completed.

System action

The request to send the dump output to a separate LSTQ member is ignored. Dump output is instead directed to the default environment-dependent location.

Programmer response

Ensure VSE/POWER is available and sufficient system GETVIS storage is available to process the required number of concurrent connections to VSE/POWER.

Symbolic Feedback Code

None.

CEEL003S **Insufficient storage to establish identification with z/VSE.**

Explanation

While sending an identification request to VSE, an "insufficient storage" response was returned.

System action

The request to send the dump output to a separate LSTQ member is ignored. Dump output is instead directed to the default environment-dependent location.

Programmer response

Ensure sufficient system GETVIS storage is available to process the required number of concurrent connections to VSE/POWER.

Symbolic Feedback Code

None.

CEEL004S **Insufficient storage to establish XPCC connection with z/VSE.**

Explanation

While requesting an XPCC connection with VSE, an "insufficient storage" response was returned.

System action

The request to send the dump output to a separate LSTQ member is ignored. Dump output is instead directed to the default environment-dependent location.

Programmer response

Ensure sufficient system GETVIS storage is available to process the required number of concurrent XPCC connections.

Symbolic Feedback Code

None.

CEEL005I **Removing Existing VSE/POWER Connection.**

Explanation

A previous task which was using the LSTQ support (for details, see "Generating a Dump with TERMTHDACT" on page 29) has failed. This task has left an open connection to VSE/POWER.

System action

The open connection to VSE/POWER is removed. A new connection to VSE/POWER is established for the currently-active task.

Programmer response

None (information only).

Symbolic Feedback Code

None.

CEEL009S **Abend queue missing while trying to remove existing link. Restart CICS.**

Explanation

While attempting to remove an old connection with VSE/POWER, the queue that holds required information for the removal process could not be located.

System action

The link is not removed. Dump production to the LSTQ is aborted. Dump output is re-directed to the MSGFILE destination. Use of the LSTQ destination from this terminal is no longer available until CICS is restarted.

Programmer response

To remove the old link, a restart of CICS is required.

Symbolic Feedback Code

None.

CEEL010E **Write to TS Queue failed. Unable to recover from connection failures.**

Explanation

The LE/VSE spool interface stores recovery information in a task-specific CICS temporary storage queue. This queue is used if a later spool connection is required but a duplication is detected. Without the information in this CICS TS queue, removal of

orphaned spool connections is not possible. A CICS restart would be required to terminate these links.

System action

Any failure experienced by this spool connection before completion is established cannot be dynamically removed. A CICS restart would be required.

Programmer response

Ensure that as a minimum, CICS "main" temporary storage is available at all times, and that the TS queue VSAM file is not full.

Symbolic Feedback Code

None.

CEEL011S	REQ=reqid Failed at: block VSE-RC/REAS=??/?? PWR-RC/ FDBK=??/??
-----------------	--

Explanation

While attempting to output an LE/VSE dump to the VSE/POWER LSTQ, a failure occurred. The VSE-RC/REAS fields refer to XPCC return code and reason codes. The PWR-RC/FDBK fields refer to VSE/POWER Spool-access return and reason codes. Dump production for this application is prematurely terminated.

System action

Dump production is terminated. The dump is lost.

Programmer response

Refer to the appropriate VSE/POWER manual using the displayed return and reason codes. Correct the error before attempting to use the LSTQ support again.

Symbolic Feedback Code

None.

LE/VSE Run-Unit Work-Area Trace Function Messages

CEL2001I	LE z/VSE Run-Unit Work-Area Tracing set {ON OFF}
-----------------	---

Explanation

Confirms the requested status of the CICS Run-Unit Tracing facility.

System action

None.

Programmer response

None.

Symbolic Feedback Code

None.

CEL2002E	CICS RECIEVE failed with unexpected error: value
-----------------	---

Explanation

The CRUT transaction attempted to receive the parameter provided as input for actioning but this receive request failed with the reported CICS code.

System action

The CRUT request is not performed and the tracing status remains unchanged.

Programmer response

Review the reported error code response for an EXEC CICS RECIEVE request and correct as required.

Symbolic Feedback Code

None.

CEL2003E	Unable to locate CICS EIB. Response: value
-----------------	---

Explanation

The CRUT transaction attempted to locate the CICS EIB but this request failed with the reported CICS response code.

System action

The CRUT request is not performed and the tracing status remains unchanged.

Programmer response

Review the reported error code for an EXEC ADDRESS EIB request and correct as required.

Symbolic Feedback Code

None.

CEL2004E	Fetch of CEL4LOC failed. See CICS log.
-----------------	---

Explanation

The CRUT transaction attempted to fetch the CEL4LOC service routine but this request failed.

System action

The CRUT request is not performed and the tracing status remains unchanged.

Programmer response

Review the CICS log for the fetch request error message and correct as required.

Symbolic Feedback Code

None.

CEL2005E	Unexpected error returned from CEL4LOC : R15=value
-----------------	---

Explanation

The CRUT transaction requested a service of the CEL4LOC service routine but this request failed.

System action

The CRUT request is not performed and the tracing status remains unchanged.

Programmer response

Contact your IBM support representative as this is an internal error situation.

Symbolic Feedback Code

None.

CEL2006I	LE z/VSE Run-Unit Work-Area Tracing currently {ON OFF}
-----------------	---

Explanation

Reports on the status of the CICS Run-Unit Tracing facility.

System action

None.

Programmer response

None.

Symbolic Feedback Code

None.

CEL2007E	Invalid option supplied. Tracing status remains unchanged.
-----------------	---

Explanation

The parameter provided to the CRUT transaction is invalid or incorrect.

System action

The CRUT request is not performed and the tracing status remains unchanged.

Programmer response

Correct the parameter to one that is supported and re-try the request again.

Symbolic Feedback Code

None.

CEL2008E	Execution under CICS/VSE detected. Only CICS/TS is supported.
-----------------	--

Explanation

The CRUT function is only available on CICS/TS systems.

System action

The CRUT request is not performed. Tracing status remains inactive.

Programmer response

Only attempt to use the CRUT function on a CICS/TS system.

Symbolic Feedback Code

None.

Attention Routine Support Run-Time Messages

The following messages relate to the LE/VSE support of certain *attention routine* (AR) commands. The messages are displayed in response to the attention routine commands that are supported by LE/VSE.

CEL4000I *exit-name exit-type exit-status version.*

Explanation

Message Title. If available, the assembler user exit shown is currently active in this LE/VSE BATCH environment.

System action

None.

Programmer response

None (information only).

Symbolic Feedback Code

None.

CEL4001I **Currently defined BATCH Language Environment for z/VSE Exits.**

Explanation

Message Title. The exits shown (if any) are currently active in this LE/VSE environment.

System action

None.

Programmer response

None (information only).

Symbolic Feedback Code

None.

CEL4002I *exit-name exit-type dump-cntrl.*

Explanation

Message Title only.

System action

None.

Programmer response

None (information only).

Symbolic Feedback Code

None.

CEL4003E **Unknown Language Environment for z/VSE command entered.**

Explanation

An operator's console command was entered that contained the 'D CEE' prefix, but the completed command was not recognized by LE/VSE.

System action

No command processing is performed.

Programmer response

Correct the command and re-enter.

Symbolic Feedback Code

None.

CEL4004I **Language Environment for z/VSE EXIT modules not found in SVA.**

Explanation

A 'D CEE,CEEEXIT' command was issued, but one or more of the LE/VSE abnormal termination exit modules were not resident in the SVA.

System action

A report is produced for any abnormal termination exits found in the SVA. Message CEL4004E is issued for any that are not in the SVA.

Programmer response

Either or both of the LE/VSE abnormal termination exit modules could not be reported-on because they were not found in the SVA.

Symbolic Feedback Code

None.

CEL4005I **Language Environment for z/VSE
Assembler Exit not in the SVA.****Explanation**

A 'D CEE,CEEEXIT' command was issued but either CEEBXITA or CEECXITA assembler user exit modules were not found in the SVA.

System action

Reports will be produced for any SVA resident assembler user exits. Message CEL4005E will be issued for any exit not found in the SVA.

Programmer response

Either or both of the LE/VSE assembler user exit modules could not be reported-on because they were not found in the SVA.

Symbolic Feedback Code

None.

CEL4006W **Language Environment for z/VSE
command processing incomplete.****Explanation**

The LE/VSE attention routine command that was last entered, was not processed completely.

System action

Review the last entered LE/VSE attention routine command and correct any relevant errors reported.

Programmer response

Limited or no LE/VSE information is displayed.

Symbolic Feedback Code

None.

CEL4007I ***exit-name exit-type dump-control.*****Explanation**

The displayed abnormal termination exits are active in the BATCH environment and have been defined with *dump-control* processing:

exit-name

The name of the exit that LE/VSE will call when an abnormal termination condition occurs.

exit-type

The exit type for this exit name. Can be an abnormal termination exit.

dump-control

Displays the setting of the 'type' sub-option on the CEEEXART macro.

System action

LE/VSE exit information is displayed.

Programmer response

None (information displayed describes the active exits details).

Symbolic Feedback Code

None.

CEL4008S **AR-Interface Initialization has not
completed successfully.****Explanation**

The execution of job CEEWARC has either not been performed, or it has failed in some way.

System action

The LE/VSE command is not performed.

Programmer response

Ensure that the CEEWARC job has been run and that it has completed successfully.

Symbolic Feedback Code

None.

CEL4009S **AR-Interface initialization only
partially completed.****Explanation**

The job CEEWARC has been run but it has not completed successfully.

System action

The issued LE/VSE command is not performed.

Programmer response

Re-run the CEEWARC job and ensure that it completes successfully with no error messages. Verify that there is at least 4K (approximately) of SVA-31 GETVIS available.

Symbolic Feedback Code

None.

CEL4010I *exit-name exit-type exit-status
version.*

Explanation

The LE/VSE assembler user exit information is displayed. *version* will only be displayed if the *exit-status* reported is 'default'.

exit-name

The catalogued name of the assembler user exit.

exit-type

Can be an assembler user exit.

exit-status

If the exit is detected to simply be the supplied default version or another OEM version.

version

The *version,release* and *modification level* information available from the default or user-tailored sample versions of the assembler user exit. It might not be possible to report on OEM versions when non-standard entry code has been used.

System action

None.

Programmer response

None.

Symbolic Feedback Code

None.

CEL4011I **Language Environment Version:
*version,release modification-level
APAR-level***

Explanation

The LE/VSE *version,release* and *modification-level* are displayed, followed by the latest APAR that has been correctly installed.

System action

None.

Programmer response

None.

Symbolic Feedback Code

None.

CEL4012I *language installed SVA-resident
SVA-address APAR-level*

Explanation

Message title only.

System action

None.

Programmer response

None (information only).

Symbolic Feedback Code

None.

CEL4013I *language installed SVA-residency
SVA-load-address APAR-level*

Explanation

The system displays the available information for each of the available LE/VSE-supported languages. The *language* may also be shown as a module name when the system displays information on LE/VSE core modules. The *SVA-load-address* information can only be displayed providing the specific language component's event handler is resident in the SVA.

System action

None.

Programmer response

If the *APAR-level* shown is "unknown", the listed language component is either not installed, or the component's level module is unavailable. Ensure that xxxLVL.PHASE is resident in the Language Environment installation library, where xxx is the language component prefix identifier. For example:

- IGZ = COBOL
- IBM = PL/I
- EDC = C language

Symbolic Feedback Code

None.

CEL4014I **Current Language Environment for
z/VSE Status Information.**

Explanation

The message title displays the latest APAR level information for the current base components of Language Environment for z/VSE.

System action

None.

Programmer response

None.

Symbolic Feedback Code

None.

CEL4015I *module installed SVA-resident SVA-address*

Explanation

Message Title only.

System action

None.

Programmer response

None (information only).

Symbolic Feedback Code

None.

CEL4016E **CDLOAD failed with unexpected return code for module CEEBXTAN.**

Explanation

The load for CEEBXTAN has failed.

System action

The command is not processed.

Programmer response

Check that CEEBXTAN is loaded in the SVA, and that the operator issuing the command has the required authority to access this module.

Symbolic Feedback Code

None.

CEL4017E **CDLOAD failed with unexpected return code for module CEEBXITA.**

Explanation

The load for CEEBXITA has failed.

System action

The command is not processed.

Programmer response

Check that CEEBXITA is loaded in the SVA, and that the operator issuing the command has the required authority to access this module.

Symbolic Feedback Code

None.

CEL4018I **Produced by CEL4CMDR at X'?????????' APAR APAR-level.**

Explanation

The system displays the current attention routine interface details. This information may be requested by Level 2 support for any problem diagnosis.

System action

None.

Programmer response

None.

Symbolic Feedback Code

None.

CEL4019I **Language Environment for z/VSE command complete.**

Explanation

The system has finished processing the command.

System action

None.

Programmer response

None.

Symbolic Feedback Code

None.

CEL4020I **No LE/VSE Option Overrides |
<LE/VSE override options set>**

Explanation

Either no LE/VSE BATCH override run-time options have been set, or the message will be displayed with any option overrides that are currently set.

System action

Any run-time options displayed will be used whenever an LE/VSE-enabled BATCH application is executed.

Operator response

None.

Programmer response

None.

Symbolic Feedback Code

None.

CEL4026W **Load for CEELVL failed. APAR
details are unavailable.**

Explanation

When initializing the attention routine support, an attempt to load the CEELVL module failed. LE/VSE APAR information will not be available until this module is made available to load.

System action

None. Initialization continues with LE/VSE APAR information unavailable.

Programmer response

Ensure that the CEELVL module is in the LE/VSE installation library, and that the executing job step has the authority required to load this module.

Symbolic Feedback Code

None.

CEL4028I **Attention Routine Interface
Enabled.**

Explanation

The LE/VSE attention routine has been successfully initialized.

System action

LE/VSE operator commands can now be issued.

Operator response

None.

Programmer response

None.

Symbolic Feedback Code

None.

CEL4032S **Attention Interface cannot
continue. Terminating.**

Explanation

A severe error has occurred while attempting to initialize the attention routine interface for LE/VSE.

System action

Initialization of the attention routine interface is terminated.

Programmer response

Review the previous message(s) issued prior to this one for problem investigation.

Symbolic Feedback Code

None.

CEL4033I **Refreshing Lang. Env. Status Info.
Interface already activated.**

Explanation

The CEL4VNDR program (job CEEWARC) has been executed when the AR interface is already active. The Language Environment status information has therefore been updated and placed online.

System action

Any new status changes that may have been made since the last time CEL4VNDR was executed have now been placed online. They will be available via the D CEE,CEESTAT command.

Programmer response

None (information only).

Symbolic Feedback Code

None.

CEL4034E **GETVIS for Partition Storage failed.**

Explanation

Insufficient partition GETVIS storage is available to execute the attention routine interface for LE/VSE.

System action

Initialization of the attention routine interface is terminated.

Programmer response

Run the attention routine initialization job in a larger partition, or make more partition GETVIS (31/ANY) available.

Symbolic Feedback Code

None.

CEL4036E **Load of module CEL4CMDR has failed.**

Explanation

For the attention routine support, module CEL4CMDR must be loaded in the SVA.

System action

Initialization of the attention routine interface is terminated.

Programmer response

Ensure CEL4CMDR is loaded in the SVA. If this module is already resident in the SVA, collect the dump produced and contact your systems programmer or IBM Support center.

Symbolic Feedback Code

None.

CEL4037E **Attention routine Interface module CEL4CMDR not found in the SVA.**

Explanation

Module CEL4CMDR loaded successfully but was not found resident in the SVA.

System action

Initialization of the attention routine interface is terminated.

Programmer response

Ensure CEL4CMDR is loaded in the SVA, and that this version is the first to be found in the active PHASE search chain.

Symbolic Feedback Code

None.

CEL4039E **Insufficient SVA GETVIS-31 storage available.**

Explanation

While attempting to acquire some SVA-31 GETVIS storage, the request failed.

System action

Initialization of the attention routine interface is terminated.

Programmer response

Ensure there is sufficient contiguous SVA-31 GETVIS storage available for the attention routine. At least 4096 bytes of contiguous storage needs to be available.

Symbolic Feedback Code

None.

CEL4040I **SVA-31 GETVIS Storage has been freed.**

Explanation

The SVA-31 storage that is required by the AR interface task has been freed. This is because either this action was requested, or because of an initialization problem.

System action

None.

Programmer response

None (informational only).

Symbolic Feedback Code

None.

CEL4041E	SVA-31 Storage FREEVIS request has failed.
-----------------	---

Explanation

While attempting to free the SVA-31 GETVIS storage previously acquired, the FREEVIS request failed.

System action

Deactivation of the attention routine interface completed but the SVA-31 GETVIS storage is not freed.

Programmer response

Gather the dump produced and contact your systems programmer or IBM Support center. An IPL will be required to free the orphaned SVA-31 storage. Subsequent executions of CEEWARC will acquire another 4 KB (approximately) of SVA-31 GETVIS storage.

Symbolic Feedback Code

None.

CEL4043E	Invalid SVA GETVIS-31 storage request.
-----------------	---

Explanation

During attention routine initialization, the GETVIS request returned an "invalid" request return code.

System action

The Attention Routine support is not activated.

Operator response

None.

Programmer response

Retain the dump produced and send it to IBM Support for analysis.

Symbolic Feedback Code

None.

CEL4045W	One or more installed languages information extraction failed due to insufficient storage.
-----------------	---

Explanation

When attempting to load each supported language information, this load request failed due to insufficient storage being available.

System action

The CEEWARC job continues without information being loaded for the failed language(s).

Operator response

Information displayed in response to the D CEE,CEESTAT command will be incomplete until this problem is corrected. Try re-running the CEEWARC job in a larger partition.

Programmer response

Increase the available GETVIS-31 storage in the partition being used, and re-run the job.

Symbolic Feedback Code

None.

CEL4047W	Load for CEL4HELP failed. Help information will not be available.
-----------------	--

Explanation

The load request for module CEL4HELP.PHASE has failed.

System action

Initialization continues without the help information being available.

Operator response

None. Operator commands "D CEE,?" or "D CEE,HELP" may not function.

Programmer response

Verify that module CEL4HELP.PHASE is available and present in searchable libraries when executing job CEEWARC. If security is active ensure authorisation is available to load the module.

Symbolic Feedback Code

None.

CEL4067I CEETRACE Current status is
<current status>

Explanation

Informational message only, displayed in response to the D CEE,CEESTAT command showing the status of the CEETRACE feature.

System action

None.

Operator response

None.

Programmer response

If you are not using the CEETRACE feature, this message can be ignored. If you are using the CEETRACE feature, this informational message will indicate the current status of the feature.

Symbolic Feedback Code

None.

CEL4070I LE for z/VSE AR Command Help
Display

Explanation

Following this message are displayed all the available commands supported by 'D CEE' and 'S CEE'. The AR commands that are supported by the CEETRACE feature are not included.

System action

Help information for the LE for z/VSE AR command support is displayed

Operator response

None.

Programmer response

None.

Symbolic Feedback Code

None.

CEL4080E CEL4CMDR: Function
<function> terminated with
R15=<value>,R0=<value>

Explanation

The attention routine interface module has experienced a failure when using the indicated function to issue a console command.

System action

The requested attention routine command is not processed.

Operator response

None.

Programmer response

Deactivate any third-party console-support products that might be active, and re-attempt the command. If the failure still occurs, keep a record of the error message information and contact your IBM support center.

Symbolic Feedback Code

None.

CEL4090I Language Environment Assembler
User Exit details

Explanation

Informational message displayed as a title in response to the D CEE,CEEEXIT command.

System action

None.

Operator response

None.

Programmer response

None.

Symbolic Feedback Code

None.

CLER CICS Transaction Support Message

The following messages relate to the LE/VSE support of the CICS **CLER** transaction, which allows you to interactively display and modify LE/VSE CICS-wide default runtime options while your CICS system is running. For details about the CLER transaction, refer to the [LE/VSE Customization Guide](#).

CEL4101E **Executing on an Unsupported
LE/VSE Run-Time.**

Explanation

While attempting to use the CICS CLER transaction, it was found that the executing LE/VSE level is not at the level required to support the version of the CLER function being used. A possible mismatch exists between the installed LE/VSE level and the VSE version being used.

System action

The application is terminated.

Programmer response

Check that the correct LE/VSE level is installed for the executing VSE level, and that the LE/VSE level is executing in the CICS system where the CLER transaction is being used. The options reports generated by the NEWC or ROPC transactions can be used to determine the currently-active LE/VSE level in the CICS system. The SIR console command can be used to determine the currently-active VSE level.

Symbolic Feedback Code

None.

CLER104W **Warning: Wasted CICS storage. Ok
recommended under CICS**

Explanation

The CLER operator has set the "reserved" storage suboption of the STORAGE runtime option to a nonzero value. Under CICS the reserved stack frame is not used but if a value is specified it will still be allocated for every LE-CICS application.

System action

The value is accepted but is not recommended to be greater than zero.

Programmer response

Verify you really do want to set the "reserved" stack frame value to a nonzero value.

Symbolic Feedback Code

None.

Chapter 9. C Utility Messages

This topic describes return codes and messages from the:

- Prelinker utility (see “Prelinker Messages” on page 233)
- `localedef` utility (see “localedef Utility Messages” on page 239)
- `iconv` utility (see “iconv Utility Messages” on page 253)
- `genxlt` utility (see “genxlt Utility Messages” on page 256)
- DSECT utility (see “DSECT Utility Messages” on page 262)
- `uconvdef()` utility (see “uconvdef() Utility Messages” on page 257)

For more information about the prelinker, see [LE/VSE Programming Guide](#). For more information about the other C utilities, see [LE/VSE C Run-Time Programming Guide](#).

Prelinker Messages

This section describes return codes and messages from the prelinker.

Return Codes Issued by the Prelinker

The prelinker can issue the following return codes, indicating the degree of prelinking success:

Table 41. Return Codes from Prelinker

Return Code	Meaning
0	No error detected; processing completed; successful execution anticipated.
4	Possible error (warning) detected; processing completed; successful execution probable.
8	Error detected; processing might have been completed; successful execution impossible.
12	Severe error detected; processing terminated abnormally; successful execution impossible.

Messages Issued by the Prelinker

The message numbers in this section contain a suffix indicating the message severity:

- I**
Informational message
- W**
Warning message
- E**
Error message
- S**
Severe error message

The C prelinker can issue the following messages:

EDC4000S	Unable to open <i>filename</i>.	System action Processing terminates.
Explanation	An error was encountered during a file open.	

Programmer response

Make sure that the file has the proper attributes (that is, RECFM, BLKSIZE, LRECL).

EDC4001S Unable to read *filename*.

Explanation

An error was encountered during a file read.

System action

Processing terminates.

Programmer response

Make sure that the file has the proper attributes (that is, RECFM, BLKSIZE, LRECL). If the file has been corrupted, recreate it.

EDC4002S Unable to write to *filename*.

Explanation

An error was encountered during a file write.

System action

Processing terminates.

Programmer response

Make sure that the file has the proper attributes (that is, RECFM, BLKSIZE, LRECL). Also ensure that sufficient disk space is available.

EDC4004W Invalid options: *option-string*

Explanation

The listed prelinker options were invalid.

System action

The invalid prelinker options are ignored and processing continues.

Programmer response

Enter the list of valid options.

EDC4005E No input decks were specified.

Explanation

No input decks were specified for the prelink.

System action

The prelinker will process nothing.

Programmer response

Input at least one deck.

EDC4006S Object deck was missing TXT statements.

Explanation

A corrupted input deck was encountered during the prelink.

System action

Processing terminates.

Programmer response

Recompile the source routine and run it again. If the problem persists, call your IBM service representative.

EDC4007S Object deck had multiple initialized CSECTs.

Explanation

A corrupted input deck was encountered during the prelink.

System action

Processing terminates.

Programmer response

Recompile the source routine and run it again. If the problem persists, call your IBM service representative.

EDC4008S Invalid initialization deck (RLDs span statements).

Explanation

A corrupted input deck was encountered during the prelink.

System action

Processing terminates.

Programmer response

Recompile the source routine and run it again. If the problem persists, call your IBM service representative.

EDC4009S **Invalid initialization deck (RLDs and TXTs not in sync).**

Explanation

A corrupted input deck was encountered during the prelink.

System action

Processing terminates.

Programmer response

Recompile the source routine and run it again. If the problem persists, call your IBM service representative.

EDC4010W **A zero length static object was found in assembler deck.**

Explanation

A zero length static object was encountered in an assembler deck.

System action

Incorrect or undefined execution could result.

Programmer response

Redefine the object with the appropriate size.

EDC4011E **Unresolved writable static references were detected.**

Explanation

Undefined writable static objects were encountered at prelink termination.

System action

Prelinker produces an object module with unresolved writable static references. Use of this object module could result in incorrect or undefined execution.

Programmer response

Prelink with the MAP option to find the objects in question and include these objects with the prelink step.

EDC4012E **No input decks were found.**

Explanation

Input decks were not found for the prelink.

System action

The prelinker will process nothing.

EDC4013I **No map displayed as no writable static was found.**

Explanation

No writable static objects were found during the prelink.

System action

If MAP option is specified, no static map is produced because no writable static objects were found.

EDC4014E **Undefined writable static objects were detected:**

Explanation

The listed writable static objects were undefined at prelink termination.

System action

Incorrect or undefined execution could result.

Programmer response

Include these objects during the prelink.

EDC4015W **Unresolved references were detected:**

Explanation

The listed objects were unresolved at prelink termination. Unresolved C library objects are not required for the prelink step, but should be resolved during the link-edit step. Unresolved writable static objects or unresolved objects referring to writable static objects are required for prelink.

System action

Prelinker only resolve writable static objects or unresolved objects referring to writable static objects.

Programmer response

To correct the latter, include these objects during the prelink.

EDC4016W **Duplicate objects were detected:**

Explanation

The listed objects were defined multiple times.

System action

Incorrect execution could occur unless the objects are defined consistently.

Programmer response

Define the objects consistently.

EDC4017W Duplicate object *object-name* was defined with different sizes.

Explanation

An object had been defined multiple times with different sizes. The larger of the different sizes was taken. Incorrect execution could occur unless the object is defined consistently.

System action

The largest size is used.

Programmer response

Define the object consistently.

EDC4019S Invalid or missing XSD statements.

Explanation

A corrupted input deck was encountered during processing.

System action

Processing terminates.

Programmer response

Recompile your source routine and repeat the step. If the problem persists, call your IBM service representative.

EDC4020W Continuation statement missing for *statement-type* control statement.

Explanation

A control statement of *statement-type* was encountered with the continuation column set, but there was no next statement or the next statement was not a valid continuation statement.

System action

The statement is ignored and processing continues.

Programmer response

Add the appropriate continuation statement or set continuation column 72 to blank if no continuation statement is required.

EDC4021W Invalid syntax specified on *statement-type* control statement.

Explanation

A control statement with invalid syntax was encountered during processing.

System action

If the statement was an INCLUDE statement, the statement is processed up to the syntax error and the remainder of the statement is ignored. If the statement was not an INCLUDE statement, the statement is ignored. In either case, processing continues.

Programmer response

If the statement is required, correct the syntax errors and repeat the step. If the statement is not required, the warning message can be removed by deleting the invalid statement.

EDC4022W More than one *statement-type* statement found in *filename*.

Explanation

More than one control statement of *statement-type* was encountered during the processing of *filename*.

System action

The statement is ignored and processing continues.

Programmer response

No recovery is necessary unless the incorrect statement was chosen or incorrect processing was performed. In this case, remove the incorrect statement and repeat the step.

EDC4023W Continuation statements not allowed for *statement-type* statement. Statement ignored.

Explanation

A control statement of type *statement-type* was found to be expecting a continuation statement. Information for a statement of this type must be specified on one statement.

System action

The statement is ignored and processing continues.

Programmer response

Correct the statement if necessary, set continuation column 72 to blank, and repeat the step.

EDC4024W **RENAME statement cannot be used for short name *name*.**

Explanation

A RENAME statement was encountered that attempted to rename a short name to another name. RENAME statements are valid only for long names for which there is no corresponding short name.

System action

The statement is ignored and processing continues.

Programmer response

The warning message can be removed by deleting the invalid RENAME statement.

EDC4025W **Multiple RENAME statements found for *name*. First valid one taken.**

Explanation

More than one RENAME statement was encountered for *name*.

System action

The first RENAME statement with a valid output name is chosen.

Programmer response

The prelinker map shows which output name was chosen. If this was not the intended name, remove the duplicate RENAME statement(s) and repeat the step.

EDC4026W **May not RENAME long name *from-name* to another long name *to-name*.**

Explanation

A RENAME statement had been encountered that attempted to rename a long name to another long name.

System action

The statement is ignored and processing continues.

Programmer response

The prelinker map shows which output name was chosen. If this was not the intended name, replace the invalid RENAME statement with a valid output name and repeat the step. To remove the warning message, delete the invalid RENAME statement.

EDC4027W **May not RENAME defined long name *from-name* to defined name *to-name*.**

Explanation

A RENAME statement had been encountered that attempted to rename the defined long name *from-name* to another defined name *to-name*

System action

The statement is ignored and processing continues.

Programmer response

The prelinker map shows which output name was chosen. If this was not the intended name, replace the invalid RENAME statement with a valid output name and repeat the step. To remove the warning message, delete the invalid RENAME statement.

EDC4028W **RENAME statement of *from-name* to *to-name* ignored since *to-name* is target of another RENAME.**

Explanation

Multiple RENAME statements had been encountered attempting to rename two different names the same name *to-name*.

System action

The first valid RENAME statement for *to-name* is chosen.

Programmer response

The prelinker map shows which name was renamed to *to-name*. If the output name was not the intended name, change the name and repeat the step. To remove the warning message, delete the extra RENAME statement(s).

EDC4029W *from-name-1* and *from-name-2*
mapped to same name (*to-name*)
due to UPCASE option.

Explanation

A name (*from-name-1*) that was made uppercase because of the UPCASE option collided with the output name (*to-name*) of another name (*from-name-2*).

System action

Both names (*from-name-1* and *from-name-2*) are mapped to *to-name*.

Programmer response

If both names (*from-name-1* and *from-name-2*) correspond to the same object the warning can be ignored. If the names do not correspond to the same object or if the warning is to be removed, do one of the following:

- Use a RENAME statement to rename one of the names to something other than *to-name*.
- Change one of the names in the source routine.
- Use `#pragma map` in the source routine on one of the names.
- Do not run the step with the UPCASE option.

EDC4031W File *filename* not found.

Explanation

The specified file could not be located to perform the command.

System action

If possible, processing continues ignoring the particular file.

Programmer response

Try the command again, specifying the appropriate file.

EDC4036E Invalid command operands:
operands.

Explanation

Invalid operands was specified on the invocation of this command.

System action

Processing terminates.

Programmer response

Specify the correct operands and repeat the step.

EDC4037E File *filename* had invalid format.

Explanation

The specified file, *filename*, did not have the proper format. The file should be fixed-format with a record length of 80.

System action

The file is ignored and processing continues.

Programmer response

Correct the file or file specification and repeat the step.

EDC4039E Library *library-name* had invalid
format.

Explanation

The specified library, *library-name*, did not have the proper format. The library must contain object modules as members and be fixed-format with a record length of 80.

System action

Processing terminates.

Programmer response

Correct the library or library specification and repeat the step.

EDC4040E *message-text*.

Explanation

General error message.

EDC4041I Internal error.

Explanation

An error had occurred while prelinking. See *IBM C for VSE/ESA Diagnosis Guide* for a description of what to do. Contact your IBM service representative.

EDC4042S Virtual storage exceeded.

Explanation

The utility ran out of memory. This sometimes happens with large files or routines with large

functions. Very large routines limit the optimization that can be done.

System action

Processing terminates.

Programmer response

Divide the file into several smaller sections or shorten the function.

EDC4053S WRONG MESSAGE FILE

Explanation

(This message is displayed in uppercase only.) The file opened is not a valid LE/VSE Version 1 Release 4 prelinker message file.

System action

Processing terminates.

Programmer response

Check that the message file in the sublibrary chain is in the correct format.

EDC4054W INCLUDE statement format is not supported.

Explanation

An INCLUDE statement of the format INCLUDE *module-name*, (*name-list*) was encountered. This format is not supported by the prelinker.

System action

The statement is ignored by the prelinker and left in SYSLNK for processing by the linkage editor.

Programmer response

Correct the statement if necessary.

EDC4057E Truncated duplicate #pragma mapped objects are detected.

Explanation

The prelinker has detected duplicate names which were longer than 8 characters in length, but have been #pragma mapped and truncated. Therefore, these names cannot be renamed by the prelinker. The duplicate names might also have been mapped for other reasons (such as a CSECT compiler option, or a #pragma csect statement).

System action

The duplicate objects are not renamed and prelinker processing continues. To ensure that correct execution occurs, you must define the objects consistently.

Programmer response

To avoid the conflict, modify the duplicate names listed in the message.

EDC4058E Truncated duplicate #pragma mapped objects are detected.

Explanation

The prelinker has detected duplicate names which were longer than 8 characters in length, but have been #pragma mapped and truncated. Therefore, these names cannot be renamed by the prelinker. The duplicate names might also have been mapped for other reasons (such as a CSECT compiler option, or a #pragma csect statement).

System action

The duplicate objects are not renamed and prelinker processing continues. To ensure that correct execution occurs, you must define the objects consistently.

Programmer response

Ensure the MAP option is in effect. The truncated #pragma mapped duplicates will be listed in the prelinker MAP if the MAP option is in effect. Once the truncated #pragma mapped duplicates have been identified, modify the duplicate names to avoid the conflict.

localdef Utility Messages

This section describes return codes and messages from the localdef utility.

Return Codes Issued by the localdef Utility

The localdef utility can issue the following return codes:

Table 42. Return Codes from the `localedef` Utility

Return Code	Meaning
0	No errors were detected and the locale(s) were generated successfully .
4	Warning messages were issued and the locale(s) were generated successfully, or error messages were issued but the BLDERR option was specified.
>4	Warning or errors were detected and the locale was not generated.

Messages Issued by the `localedef` Utility

The message numbers in this section are followed by numbers indicating message severity:

10

Warning message

30

Error message

40

Severe error

Warning messages will be issued when the FLAG(E) option is not specified. The default FLAG(W), will produce warnings. When warning messages (severity of 10) are issued, the minimum return code from the `localedef` utility is 4.

When error messages (severity of 30) are issued, the locale is built only if the BLDERR option is specified. The default is NOBLDERR. If BLDERR is specified, the return code would be set to a minimum of 4. If error messages are issued and NOBLDERR was specified (or by default), the return code will be set to a minimum of 8.

When severe error messages (severity of 40) are issued, the locale is not built and the return code from the `localedef` utility is 12.

The `localedef` utility can issue the following messages:

EDC4100 40 **The symbolic name '*symbolic-name*' was not the correct type.**

Explanation

This message is issued in the locale definition file when using a symbolic name that was not the expected type. The most common time this error occurs is when the LC_CTYPE keywords are used as character references in any locale definition file category.

System action

The locale has not been created.

Programmer response

Use a symbolic name instead of a character reference.

Explanation

This message is issued if the open for read failed for any file required by the `localedef` utility. The file name passed to `fopen()` is included in the message. The locale is not created.

System action

The locale has not been created.

Programmer response

Verify the file name is correct and the file/data set exists.

EDC4102 40 **Internal error in file *filename* on line *line-number*.**

Explanation

An internal error had occurred in the `localedef` utility.

System action

The locale has not been created.

Programmer response

Examine the locale definition and charmap files for possible errors. Report error to IBM.

EDC4103 40 **Syntax Error: expected *number-expected* arguments and received *number-received* arguments.**

Explanation

This message is issued in the locale definition file when a keyword was expecting a fixed number of arguments and not enough arguments were supplied.

System action

The locale has not been created.

Programmer response

Add the missing arguments to the keyword in the locale definition file.

EDC4104 40 **Illegal limit in range specification.**

Explanation

An error had occurred in a range in the LC_CTYPE category of the locale definition file. The locale was not created.

System action

The locale has not been created.

Programmer response

Examine the locale definition file for possible errors.

EDC4105 40 **Memory allocation failure on line *line-number* in module *module-name*.**

Explanation

The localedef utility was unable to allocate memory.

System action

The locale has not been created.

Programmer response

Ensure that the localedef utility has sufficient storage to run. Also, ensure that the correct

libraries or sublibraries are specified on the LIBDEF PHASE,SEARCH or LIBDEF *,SEARCH JCL statement. Rerun the localedef utility.

EDC4106 40 **Could not open file '*filename*' for write.**

Explanation

This message is issued if the open for write failed when the localedef utility attempted to generate the C program. The file name passed to fopen() is included in the message.

System action

The locale has not been created.

Programmer response

Look in the __amrc structure for further details regarding the error. See [LE/VSE Programming Guide](#) for more information on the __amrc structure. Or, check the SYSLOG for an error message.

EDC4107 40 **The '*symbol-name*' symbol was longer than <mb_cur_max>.**

Explanation

The length of value assigned to the specified symbol in the charmap file must not be as big as the value assigned to <mb_cur_max>. <mb_cur_max> defaults to 1 and can only have the values 1 or 4. If multibyte characters are required then the value of <mb_cur_max> must also include the shift_in and shift_out characters even though the shift_in and shift_out characters are not entered into the charmap file as part of a character definition.

System action

The locale has not been created.

Programmer response

Increase the size of <mb_cur_max> or remove the extra byte in multibyte sequence assigned to the symbol specified.

EDC4108 10 **The '*symbolic-name*' symbolic name was undefined and has been ignored**

Explanation

The specified symbolic name used in the locale definition file was not defined in the charmap file. When a symbolic name that is not defined is used in

the LC_CTYPE or LC_COLLATE categories, the warning is issued.

System action

The character has been ignored and the locale has been created.

Programmer response

Define the specified symbol name in the charmap file.

EDC4109 40 **The '*symbolic-name*' symbolic name was undefined.**

Explanation

The specified symbolic name used in the locale definition file was not defined in the charmap file. When a symbolic name that is not defined is used in categories other than LC_CTYPE or LC_COLLATE, an error message is issued.

System action

The locale has not been created.

Programmer response

Define the specified symbol name in the charmap file.

EDC4110 40 **The start of the range, '*start-codepoint*', must be numerically less than the end of the range, '*end-codepoint*'.**

Explanation

In the collation section of the locale definition file, the start range codepoint specified must be less than the end range codepoint specified. These codepoints were assigned values in the charmap file where the codepoints can be assigned in any order.

System action

The locale has not been created.

Programmer response

Change the collation range codepoints in the locale definition file so that the start of the range is less than the end of the range.

EDC4111 40 **The symbol range containing *symbolic-name-1* and *symbolic-name-2* was incorrectly formatted.**

Explanation

The symbolic names used in the charmap file should consist of zero or more nonnumeric characters, followed by an integer formed by one or more decimal digits. The characters preceding the integer should be identical in the two symbolic names, and the integer formed by the digits in the second name should be equal to or greater than the integer formed by the digits in the first name. This is interpreted as a series of symbolic names formed from the common part and each of the integers between the first and second integer, inclusive.

In the following example, the first line is valid as both names have the same prefix, followed by four digits, whereas the second example has a different prefix for the first and second name, and is invalid.

```
<ab0101>...<ab0120>  \x42\xc1  
<abc0101>...<ab0120> \x42\xc1
```

System action

The locale has not been created.

Programmer response

Check the specified symbolic names to ensure compliance to the above rules.

EDC4112 40 **Illegal character reference or escape sequence in '*string*'.**

Explanation

A character reference or escape sequence had been defined that was not legal.

System action

The locale has not been created.

Programmer response

Make the character reference or escape sequence legal.

EDC4113 30 **The symbolic name '*symbolic-name*', had already been specified.**

Explanation

The specified symbolic name in the charmap file had already been specified. A symbolic name should only be defined once.

System action

The locale has not been created.

Programmer response

Remove the duplicate symbolic name from the charmap file.

EDC4114 10 **There are characters in the codeset which were unspecified in the collation order.**

Explanation

There were characters defined in the charmap file that were not used in the collation category of the locale definition file. The locale was still created. The characters were added at the end of the collation sequence

System action

The locale has been created and the characters were added at the end of the collation sequence.

Programmer response

If required, add the missing characters from the charmap file to the collation category of the locale definition file.

EDC4115 30 **Illegal decimal constant '*decimal-value*'.**

Explanation

The decimal constant of type '\dnnn' specified in the charmap file was greater than decimal 255.

System action

The locale has not been created.

Programmer response

Change the decimal constant in the charmap file to a value less than or equal to 255.

EDC4116 30 **Illegal octal constant '*octal-value*'.**

Explanation

The octal constant of type '\nnn' specified in the charmap file was greater than octal 377.

System action

The locale has not been created.

Programmer response

Change the octal constant in the charmap file to a value less than or equal to octal 377.

EDC4117 30 **Illegal hexadecimal constant '*hex-value*'.**

Explanation

The hexadecimal constant of type '\xnn' specified in the charmap file was greater than hexadecimal FF.

System action

The locale has not been created.

Programmer response

Change the hexadecimal constant in the charmap file to a value less than or equal to hexadecimal FF.

EDC4118 30 **Missing closing quote in string '*string*'.**

Explanation

The string specified had a opening double quote but no closing double quote. The closing quote will be added.

System action

The locale has not been created. If BLDERR option is specified, the characters between the opening double quote and the end of line character will be used.

Programmer response

Add the closing double quote after the string.

EDC4119 30 **Illegal character, '*character*', in input file.**

Explanation

An illegal character had been found in the charmap or locale definition file.

System action

The locale has not been created. If BLDERR option is specified, the character is ignored.

Programmer response

Remove the character.

EDC4120 30 **The character for '*statement*' statement is missing.**

Explanation

When defining the escape character or comment character in the charmap or locale definition file, a character was not supplied.

System action

The statement was ignored and the escape character or comment character was not changed. The locale has not been created. If BLDERR option is specified, the default comment or escape character is used.

Programmer response

Insert a character to be defined as the escape character or comment character in the charmap or locale definition file.

EDC4121 30 **'character' is not a POSIX Portable Character.**

Explanation

When defining escape_char or comment_char in the charmap or locale definition file, the character was less than space.

System action

The statement was ignored and the escape character or comment character was not changed. The locale has not been created. If BLDERR option is specified, the default comment or escape character is used.

Programmer response

Define the escape_char or comment_char in the charmap or locale definition file with a character greater than space.

EDC4122 30 **The character symbol 'character' is missing the closing '>'.**

Explanation

The character symbol specified had a less than sign at the beginning of the symbol but no closing greater than sign. The symbol was accepted.

System action

The locale has not been created. If BLDERR option is specified, the characters between the open '<' and the end of line character is used.

Programmer response

Add the greater than sign after the symbol.

EDC4123 30 **Unrecognized keyword, 'string'.**

Explanation

When a dot is not used in a string or as part as of an ellipses ('...'), the keyword is unrecognized, the statement is ignored.

System action

The locale has not been created.

Programmer response

Remove the dot which is part of the unrecognized keyword or add the missing dots to make up ellipses ('...').

EDC4124 40 **The encoding specified for the 'multibyte character' character is unsupported.**

Explanation

The multibyte character was not valid, contains a shift out without a corresponding shift in or a shift in character without a corresponding shift out. The locale was not created.

System action

The locale has not been created.

Programmer response

If the string contains unmatched shift in or shift out characters, remove them.

EDC4125 30 **The character, 'character', had already been assigned a weight.**

Explanation

The specified character or symbolic name in the collation category of the locale definition file, had already been defined.

System action

The locale has not been created. If BLDERR option is specified, the second definition is ignored.

Programmer response

Remove the duplicate character or symbolic name for the collation category.

EDC4126 30 **A character in range 'low-character...high-character' already had a collation weight.**

Explanation

A character or symbolic name in the specified range in the collation category of the locale definition file, had already been defined in the collation category.

System action

The locale has not been created. If BLDERR option is specified, the second definition is ignored.

Programmer response

Remove the duplicate character or adjust the range so as not to cover duplicate characters.

EDC4127 10 **No toupper section defined for this locale source file.**

Explanation

The toupper keyword in the LC_CTYPE category in the locale definition file was not specified. The lowercase character 'a' to 'z' are mapped to the characters 'A' to 'Z'.

System action

The locale has been created.

Programmer response

Add the lowercase characters 'a' to 'z' and 'A' to 'Z' to the toupper section of the LC_CTYPE category in the locale definition file.

EDC4128 10 **The use of the '...' keyword assumed that the codeset was contiguous between the two range endpoints specified.**

Explanation

This warning is always produced when ellipses ('...') are used in defining collation sequences in the locale definition file because the locale may not be portable whenever ellipses is used.

System action

The locale is still created.

Programmer response

Instead of using ellipses, insert all the symbol names between the two range endpoints.

EDC4129 30 **The symbolic name, 'symbolic-name', referenced had not yet been specified in the collation order.**

Explanation

Collation weights in the locale definition file must use symbolic names that have already been specified in the collation order.

System action

The locale has not been created. If BLDERR option is specified, the unspecified reference to the symbolic name is ignored.

Programmer response

Remove the reference to the symbolic name from the collation weights that have not yet been specified in the collation order.

EDC4130 30 **Error in file *filename*, on line *line-number*, at character *character-position*.**

Explanation

An error had occurred in the charmap or locale definition file on the line number supplied and at the character position supplied. The line number and character position in the message indicates the position within the file when the error was detected. This may be after the line containing the error.

Programmer response

See the message following for more information.

EDC4131 10 **Warning in file *filename*, on line *line-number*, at character *character-position*.**

Explanation

A warning message had been produced for the line number supplied, at the character position supplied in the charmap or locale definition file name supplied. The line number and character position in the message indicates the position within the file when the error was detected. This may be after the line containing the error.

Programmer response

See the message following for more information.

EDC4132 30 **Syntax error in file *filename*,
on line *line-number*, at character
character-position.**

Explanation

A syntax error had been found in the charmap or local definition file name supplied, on the line number supplied and at the character position supplied. The line number and character position in the message indicates the position within the file when the error was detected. This may be after the line containing the error.

Programmer response

Change the line in the charmap or locale definition file to conform to the POSIX standard format.

EDC4133 40 **Specific collation weight
assignment was not valid when
no sort keywords have been
specified.**

Explanation

The number of sort rules, such as forward, backward, no-substitute or position, specified after the `order_start` keyword must be greater than or equal to the number of weights assigned to any one character in the collation category of the locale definition file. When no sort rules are specified, one forward sort rule is assumed.

System action

The locale has not been created.

Programmer response

Add additional sort rules to the `order_start` keyword.

EDC4134 10 **The `<mb_cur_min>` keyword must
be defined as **1**, you had defined it
as *number*.**

Explanation

The `<mb_cur_min>` keyword in the charmap file can only be set to 1.

System action

The value was ignored and the locale has been created.

Programmer response

Change the value of the `<mb_cur_min>` keyword in the charmap file to 1.

EDC4135 30 **The `<code_set_name>` must
contain only characters from the
POSIX portable character set,
'character' is not valid.**

Explanation

The `<code_set_name>` in the charmap file must only use graph characters. It must contain only characters from the portable character set. The *character* is not valid.

System action

The locale has not been created. If BLDERR option is specified, the `<code_set_name>` is used anyway.

Programmer response

Remove the character from the `<code_set_name>` in the charmap file that is not in the portable character set.

EDC4136 30 **The sort rules forward and
backward are mutually exclusive.**

Explanation

Each sort rules of the `order_start` keyword of the collation category in the locale definition file can consist of one or more sort rules separated by commas. The sort rules forward and backward, cannot be used at the same time.

System action

The locale has not been created.

Programmer response

Specify only forward or backward but not both.

EDC4137 30 **Received too many arguments,
expected *number-of-arguments*.**

Explanation

This message is issued in the locale definition file when a keyword is expecting a fixed number of arguments and too many arguments are supplied.

System action

The locale has not been created. If BLDERR option is specified, the extra arguments are ignored.

Programmer response

Remove the unnecessary argument in the locale definition file.

EDC4138 30 **The *category-name* category had already been defined.**

Explanation

The specified category in the locale definition file should only be defined once.

System action

The locale has not been created. If BLDERR option is specified, the second definition of the duplicate category is ignored.

Programmer response

Remove the specified duplicate category.

EDC4139 10 **The *category-name* category was empty.**

Explanation

The specified category in the locale definition file did not contain any keywords.

System action

The locale has been created.

Programmer response

Remove the empty category or add keywords to the specified category.

EDC4140 30 **Unrecognized category *category-name* was not processed by `localedef`.**

Explanation

User defined categories in the locale definition file were not supported. That is, categories that are not LC_CTYPE, LC_COLLATE, LC_MONETARY, LC_NUMERIC, LC_TIME, LC_MESSAGES, LC_SYNTAX or LC_TOD were not processed by the `localedef` utility.

System action

The locale has not been created. If BLDERR option is specified, the unsupported categories are ignored.

Programmer response

Remove the unrecognized category from the locale definition file.

EDC4141 10 **The POSIX defined categories must appear before any unrecognized categories.**

Explanation

User defined categories in the locale definition file must appear after the POSIX defined categories LC_CTYPE, LC_COLLATE, LC_MONETARY, LC_NUMERIC, LC_TIME, LC_MESSAGES, LC_SYNTAX and LC_TOD.

System action

The locale has been created.

Programmer response

Move the unrecognized category to the end of locale definition file.

EDC4142 30 **The file code for the digit *high-digit* was not one greater than the file code for *low-digit*.**

Explanation

The values assigned to the digit symbolic names <zero> to <nine> in the charmap file must be in sequence and be contiguous.

System action

The locale has not been created.

Programmer response

Change the value assigned to the specified digit symbolic name in the charmap file so that it is one greater than the value assigned to the preceding digit symbolic name.

EDC4143 30 **The process code for the digit *high-digit* is not one greater than the process code for *low-digit*.**

Explanation

The wide character values assigned to the digit symbolic names <zero> to <nine> in the charmap file must be in sequence and be contiguous.

System action

The locale has not been created. If BLDERR option is specified, the values are forced to be used.

Programmer response

Change the wide character value assigned to the specified digit symbolic name in the charmap file so that it is one greater than the wide character value assigned to the preceding digit symbolic name.

EDC4144 30 **The symbol *symbol* has already been defined.**

Explanation

The collation symbol must be a symbolic name, enclosed between angle brackets ('<' and '>'), and should not duplicate any symbolic name in the charmap file or any other name defined in the collation definition.

System action

The locale has not been created. If BLDERR option is specified, the definition as a collating-symbol is ignored.

Programmer response

Use another symbolic name for the collating symbol.

EDC4145 10 **Locale did not conform to POSIX specifications for the LC_CTYPE '*keyword*' keyword.**

Explanation

The specified keyword in the LC_CTYPE category in the locale definition contained characters that conflict with the POSIX definition of the category. This may be caused by the following:

- The upper keyword contained characters from the cntrl, digit, punct or space keywords.
- The lower keyword contained characters from the cntrl, digit, punct or space keywords.
- The alpha keyword contained characters from the cntrl, digit, punct or space keywords.
- The space keyword contained characters from the digit, upper, lower, alpha or xdigit keywords.

- The cntrl keyword contained characters from the digit, upper, lower, alpha, graph, punct, print or xdigit keywords.
- The punct keyword contained characters from the digit, upper, lower, alpha, cntrl, space or xdigit keywords.
- The graph keyword contained characters from the cntrl keyword.
- The print keyword contained characters from the cntrl keyword.

System action

The locale has been created.

Programmer response

Remove the character from the specified keyword that conflicts with characters from one of the other keywords.

EDC4146 10 **Locale did not specify the minimum required for the LC_CTYPE '*keyword*' keyword. Setting to POSIX defined defaults.**

Explanation

The specified keyword in the LC_CTYPE category in the locale definition file did not contain minimum characters required the keyword. The minimum requirements for the keywords are as follows:

- The upper keyword does not contain the required characters 'A' to 'Z'.
- The lower keyword does not contain the required characters 'a' to 'z'.
- The digit keyword does not contain the required digits 0 through 9.
- The xdigit keyword does not contain the required digits 0 through 9, the uppercase letters 'A' through 'F' and the lowercase letters 'a' through 'f'.
- The space keyword does not contain the required characters space, form feed, newline, carriage return, horizontal tab and vertical tab.
- The blank keyword does not contain the required characters space and tab.

System action

The locale has been created.

Programmer response

Specify the minimum requirements for the specified keyword.

EDC4147 10 **Locale did not specify only '0', '1', - '2', '3', '4', '5', '6', '7', '8', and '9' for LC_CTYPE digit keyword.**

Explanation

The digit keyword in the LC_CTYPE category in the locale definition file can only contain the characters required, '0' to '9'.

System action

The locale is still be created.

Programmer response

Remove the character outside the '0' to '9' range in the digit keyword.

EDC4148 10 **Locale did not specify only '0', '1', '2', '3', '4', '5', '6', '7', '8', '9', 'a' through 'f', and 'A' through 'F' for LC_CTYPE xdigit keyword.**

Explanation

The xdigit keyword in the LC_CTYPE category in the locale definition file can only contain the characters required, '0' to '9' and 'A' to 'F' or 'a' to 'f'. The locale will still be created.

System action

The locale is still be created.

Programmer response

Remove the character outside the range '0' to '9' and 'A' to 'F' or 'a' to 'f' to the xdigit keyword.

EDC4149 30 **The number of operands to LC_COLLATE order exceeded COLL_WEIGHTS_MAX.**

Explanation

The number of sort rules, such as forward, backward, no-substitute or position, specified after the order_start keyword must not exceed COLL_WEIGHTS_MAX in the collation category of the locale definition file.

System action

The locale has not been created. If BLDERR option is specified, the extra operands are ignored.

Programmer response

Reduce the number of sort rules to the order_start keyword.

EDC4150 30 **Both 'symbol-1' and 'symbol-2' symbols must be characters and not collation symbols or elements.**

Explanation

When defining ranges using ellipses (...) in the collation category of the locale definition file, the endpoints of the range must be characters or symbolic names defined in the charmap file. They should not be collating-symbol operands or collating-element operands.

System action

The locale has not been created. If BLDERR option is specified, the defined ranges will not be used.

Programmer response

Use different characters for the range endpoints.

EDC4151 10 **Option *option* is not valid and was ignored.**

Explanation

The option specified in the message is not a valid localedef utility option, or a valid option has been specified with an invalid value.

System action

The specified option was ignored and the locale has been created.

Programmer response

Rerun the localedef utility with the correct option.

EDC4152 10 **No matching right parenthesis for *option* option.**

Explanation

The option specified for the localedef utility had a suboption beginning with a left parenthesis, but no right parenthesis was present.

System action

The option and suboption has been accepted and the locale was still produced.

Programmer response

Add the right parenthesis after the suboption.

EDC4153 10 Symbol name *symbol-name* is undefined and was required in the charmap file.

Explanation

The symbolic name specified is not defined in the charmap file and must be specified.

System action

The locale has been produced.

Programmer response

Define the missing symbol name in the charmap file.

EDC4154 30 Keyword 'copy' cannot be nested.

Explanation

A locale category specifies the copy keyword, and the locale from which the category is being copied from also includes copy keyword for the same category.

System action

The locale has not been created. If BLDERR option is specified, the default is used for the category.

Programmer response

Change the name of the existing locale to be copied to the name specified in existing locale copy keyword.

EDC4155 30 'copy' keyword category '*category-name*' not found.

Explanation

The specified category cannot be found in the locale definition file that was included using the copy keyword. The category is not copied.

System action

The category is not copied and the locale has not been created.

Programmer response

Change the name of the existing locale to be copied or add the specified category to the locale definition file.

EDC4156 30 LC_SYNTAX '*character*' character can only be a punctuation character.

Explanation

The specified character defined in the LC_SYNTAX category of the locale definition file, must be a punctuation character. The character was ignored.

System action

The locale has not been created.

Programmer response

Only use punctuation characters as LC_SYNTAX characters.

EDC4157 10 LC_SYNTAX '*character*' character can only have a length of 1. Ignoring additional characters.

Explanation

The specified character defined in the LC_SYNTAX category of the locale definition file contained more than one character, or specified a multibyte character. The LC_SYNTAX characters must only be single-byte characters.

System action

The locale is created ignoring additional characters.

Programmer response

Only use single-byte characters as LC_SYNTAX characters.

EDC4158 10 LC_SYNTAX '*symbolic-name*' character could not be found in the charmap file. Assigned code page IBM-1047 symbol '*codepoint*'.

Explanation

The LC_SYNTAX category was omitted, or the character was omitted from the LC_SYNTAX category, and the localedef utility attempted to assign the default value. The specified symbolic name was not found in the charmap file, and the character has been assigned the code point value from the IBM-1047 code page.

System action

The locale is still created.

Programmer response

Specify the character in the LC_SYNTAX category that exists in charmap file, or change the charmap file to include the specified symbolic name.

EDC4159 30 Duplicate characters for '*character-1*' and '*character-2*' found in LC_SYNTAX.

Explanation

The specified characters from the LC_SYNTAX category have the same code points assigned.

System action

The locale has not been created.

Programmer response

Change the characters to specify different code points for each of the LC_SYNTAX characters.

EDC4160 10 The '*keyword*' keyword is not supported and was ignored.

Explanation

The specified keyword is not defined in the POSIX standard.

System action

The undefined keyword is ignored and locale has been created.

Programmer response

Remove the specified keyword.

EDC4161 10 The <mb_cur_max> keyword must be defined as 1 or 4, you have defined it as *number*. Value is ignored.

Explanation

The <mb_cur_max> keyword can have the value of 1 for single-byte characters only, or 4 to support DBCS characters. Values of other than 1 or 4 are ignored.

System action

The value is ignored and locale has been created. If BLDERR option is specified, the value of 1 is used.

Programmer response

Specify <mb_cur_max> as either 1 or 4.

EDC4162 30 Both <shift_in> and <shift_out> must be specified or neither specified.

Explanation

Either the <shift_in> keyword or the <shift_out> keyword have been specified, but not both.

System action

The locale has not been created.

Programmer response

Specify either both or neither <shift_in> and <shift_out>.

EDC4163 30 You have exceeded the maximum number of alternate strings for alt_digits.

Explanation

Up to 100 alternate string can be specified for the alt_digits keyword for the values from zero to 99.

System action

The locale has not been created. If BLDERR option is specified, the extra strings are ignored.

Programmer response

Remove the extra alternate strings.

EDC4164 30 The grouping string '*string*' is invalid.

Explanation

The string specified for the LC_NUMERIC grouping keyword or LC_MONETARY mon_grouping keyword is not in the correct format. The string should consist of numbers in the range -1 and 254 separated by semicolons.

System action

The locale has not been created.

Programmer response

Correct the grouping or mon_grouping string to be in the correct format.

EDC4165 10 **The grouping string '*string*' is invalid and had been truncated to '*truncated-string*'.**

Explanation

The string specified for the LC_NUMERIC grouping keyword or LC_MONETARY mon_grouping keyword is not in the correct format. The string should consist of numbers in the range -1 and 254 separated by semicolons, with no other numbers or semicolons following the -1.

System action

The character following the -1 were ignored and the locale has been created.

Programmer response

Remove the characters from the grouping or mon_grouping string following the -1.

EDC4166 30 **The value '*number*' for '*keyword*' is invalid.**

Explanation

The *number* specified is not a valid value for the specified *keyword*. For example, the day is not valid for the specified month, or the month is not in the range from 1 to 12.

System action

The locale has not been created. If BLDERR option is specified, localdef assigns 0 to value *number*.

Programmer response

Correct the value for the specified keyword to be within the correct range for that keyword.

EDC4167 30 **'*keyword-1*' specified with no '*keyword-2*'.**

Explanation

The keyword specified can only be specified if the other keyword is also specified. Either both or neither should be specified.

System action

The locale has not been created.

Programmer response

Either remove the first keyword specified, or add the other required keyword.

EDC4168 10 **'*daylight_name*' must be specified if Daylight Saving Time information is to be used by the mktime and localtime functions.**

Explanation

Keywords had been specified in the LC_TOD category, but the '*daylight_time*' keyword had not been specified. The other keywords will be ignored.

System action

The locale has been created.

Programmer response

Remove the other keywords from the LC_TOD category, or add the '*daylight_time*' keyword.

EDC4169 30 **One-to-many mappings cannot be specified against a collating-symbol, collating-element or the UNDEFINED symbol.**

Explanation

A one-to-many mapping has been specified in the LC_COLLATE category against a collating-symbol, collating-element or the UNDEFINED symbol. For example, all of the following would cause this error message:

```
collating-symbol <HIGH>
collating-element <ch> from "<c><h>"
<HIGH>          "<A>"
<ch>            "<B>"
UNDEFINED       "<C>"
```

System action

The locale has not been created.

Programmer response

Remove the one-to-many mapping from the collating-symbol, collating-element or the UNDEFINED symbol.

EDC4170 40 **Write failed while writing to file *filename*.**

Explanation

The write failed to the specified file.

System action

The locale has not been created.

Programmer response

Look for a basic problem, such as insufficient disk space or lack of access to the file. If you are still unable to determine the cause of the write failure, contact your system programmer.

EDC4171 30 **The process code of the first character of the collating-element was greater than the maximum process code.**

Explanation

The `wchar_t` value for the first character in a collating-element was greater than the largest character specified in the charmap file. This may occur if the charmap file specifies `<mb_cur_max>` of 4, but did not specify the DBCS characters, and the collating-element begins with a DBCS character.

System action

The locale has not been created.

Programmer response

Either use a charmap file that specifies `<mb_cur_max>` of 1, or change the collating-element to not start with a DBCS character.

EDC4172 30 **Unable to fetch messages file EDCGMnnn.**

Explanation

The `localedef` utility could not fetch the message file `EDCGMnnn`.

nnn
NATLANG (National Language)

UEN
Uppercase U.S. English

ENU
Mixed-case U.S. English

JPN
Japanese

System action

The locale has not been created.

Programmer response

Ensure that the `localedef` utility has sufficient storage to run. Also, ensure that the correct libraries or sublibraries are specified on the `LIBDEF PHASE,SEARCH` or `LIBDEF *,SEARCH JCL` statement.

iconv Utility Messages

This section describes return codes and messages from the `iconv` utility.

Return Codes Issued by the `iconv` Utility

The `iconv` utility can issue the following return codes:

Table 43. Return Codes from the `iconv` Utility

Return Code	Meaning
0	No errors were detected and the file was successfully converted from the input codeset to the output codeset.
4	The specified conversions are not supported, the given input file cannot be read, or there is a usage-syntax error.
8	An unusable character was encountered in the input file.
>8	A severe error occurred.

Messages Issued by the iconv Utility

The message numbers in this section are followed by numbers indicating message severity:

10
Warning message

30
Error message

The iconv utility can issue the following messages:

EDC4151 10 **Option *option* is not valid and was ignored.**

Explanation

The option specified in the message is not a valid iconv utility message, or a valid option had been specified with an invalid value.

System action

The specified option has been ignored.

Programmer response

Rerun the iconv utility, specifying the correct option.

EDC4152 10 **No matching right parenthesis for *option* option.**

Explanation

The option specified for the iconv utility had a suboption beginning with a left parenthesis, but no right parenthesis was present.

System action

The option has been accepted as entered.

Programmer response

Add the right parenthesis.

EDC4180 30 **FROMCODE option had not been specified.**

Explanation

The FROMCODE option is required, but had not been specified.

System action

The file has not been converted.

Programmer response

Rerun the iconv utility, specifying the FROMCODE option.

EDC4181 30 **TOCODE option has not been specified.**

Explanation

The TOCODE option is required, but has not been specified.

System action

The file has not been converted.

Programmer response

Rerun the iconv utility, specifying the TOCODE option.

EDC4182 30 **Cannot open converter from *from-codeset* to *to-codeset*.**

Explanation

The iconv utility could not locate the conversion from *from-codeset* to *to-codeset*.

System action

The file has not been converted.

Programmer response

Check the *from-codeset* and *to-codeset* specified to ensure they are correct.

EDC4183 30 **Cannot open input file.**

Explanation

The iconv utility could not open the input file.

System action

The file has not been converted.

Programmer response

Verify that the correct file name has been specified and rerun the `iconv` utility.

EDC4184 30 Cannot open output file.

Explanation

The `iconv` utility could not open the output file.

System action

The file has not been converted.

Programmer response

Correct the cause of the error and rerun the `iconv` utility.

EDC4185 30 Invalid character found.

Explanation

An invalid character was detected in the input file and could not be converted.

System action

The file is converted up to the record in error.

Programmer response

Correct the invalid character in the input file, or specify a different FROMCODE and TOCODE.

EDC4186 30 Truncated character found.

Explanation

The end of the file has been reached, and a truncated multibyte character was detected.

System action

The last character has not been converted.

Programmer response

Correct the invalid character in the input file, or specify a different FROMCODE and TOCODE.

EDC4187 30 Unable to allocate enough memory.

Explanation

The `iconv` utility could not allocate buffers for use when converting the file.

System action

The file has not been converted.

Programmer response

Rerun the `iconv` utility with more memory.

EDC4188 30 I/O error on file *filename*.

Explanation

An input or output error was detected with the *filename*.

This message is issued if the record format of the output file was fixed and the output records did not have the same length as the output file, or if the record format of the output file was variable and the output records were longer than the maximum record length.

System action

The file is converted up to the record in error.

Programmer response

Correct the cause of the input/output error and rerun the `iconv` utility.

EDC4189 30 Unable to fetch messages file EDCIMnnn

Explanation

The `iconv` utility could not fetch the message file `EDCInnn`.

nnn

NATLANG (National Language)

UEN

Uppercase U.S. English

ENU

Mixed-case U.S. English

JPN

Japanese

System action

The file has not been converted.

Programmer response

Ensure that the `iconv` utility has sufficient storage to run. Also, ensure that the correct libraries or sublibraries are specified on the LIBDEF PHASE,SEARCH or LIBDEF *,SEARCH JCL statement.

genx1t Utility Messages

The message numbers in this section are followed by numbers indicating message severity:

10

Warning message

30

Error message

The genx1t utility can issue the following messages:

EDC4151 10 **Option *option* is not valid and was ignored.**

Explanation

The option specified in the message is not a valid genx1t utility message, or a valid option had been specified with an invalid value.

System action

The specified option is ignored.

Programmer response

Rerun the genx1t utility, specifying the correct option.

EDC4152 10 **No matching right parenthesis for option *option*.**

Explanation

The option specified for the genx1t utility had a suboption beginning with a left parenthesis, but no right parenthesis was present.

System action

The option has been accepted as entered.

Programmer response

Add the right parenthesis.

EDC4190 30 **Unable to open data file.**

Explanation

The genx1t utility could not open the input file.

System action

The conversion table has not been built.

Programmer response

Check that the correct file name has been specified and rerun the genx1t utility.

EDC4191 30 **Unable to open target file.**

Explanation

The genx1t utility could not open the output file.

System action

The conversion table has not been built.

Programmer response

Correct the cause of the error, and rerun the genx1t utility.

EDC4192 30 **There was no assignment for index *index*.**

Explanation

The character *index* had not been assigned a character to which it must be converted.

System action

The conversion table has not been built.

Programmer response

Update the input file to specify a conversion value for the character specified.

EDC4193 30 **Unable to write for target file.**

Explanation

An output error was detected with the output file.

Programmer response

Correct the cause of the output error and rerun the genx1t utility.

EDC4194 30 **Invalid format at line *line-number*.**

Explanation

The line *line-number* is not valid. The conversion table has not been built.

System action

The conversion table has not been built.

Programmer response

Correct the line in error and rerun the `genx1t` utility.

EDC4195 30 **Unable to fetch messages file
EDCGMnnn.**

Explanation

The `genx1t` utility could not fetch the message file `EDCGMnnn`.

nnn

NATLANG (National Language)

UEN

Uppercase U.S. English

ENU

Mixed-case U.S. English

JPN

Japanese

System action

The file has not been converted.

Programmer response

Ensure that the `genx1t` utility has sufficient storage to run. Also, ensure that the correct libraries or sublibraries are specified on the `LIBDEF PHASE,SEARCH` or `LIBDEF *,SEARCH JCL` statement.

uconvdef() Utility Messages

This section contains messages that are used with the LE/VSE C language `uconvdef()` utility. These messages are in the range EDC4201 to EDC4237, and are followed by numbers indicating the message severity:

00

Informational message

10

Warning message

30

Error message

The `uconvdef()` utility can issue the following messages:

EDC4201 00 **Start processing the source file
filename.**

Explanation

Processing of the specified input file has started.

System action

Processing continues.

Programmer response

None.

EDC4202 00 ***Filename created.***

Explanation

`uconvdef` completed processing, and the output is in the file specified.

System action

None.

Programmer response

None.

EDC4203 30 **Output file *filename* was not
created.**

Explanation

Output for `uconvdef` was not created. An accompanying message provides further information about why processing did not complete.

System action

`uconvdef` terminates with no output.

Programmer response

Use the information provided by the accompanying message to determine and fix the source of the error, or contact your system programmer.

EDC4204 30 Not enough space for allocation.

Explanation

The `uconvdef()` function issued a system call to obtain working storage in which to build output. The call failed and storage was not obtained.

System action

`uconvdef()` terminates with no output.

Programmer response

Ensure that the `uconvdef()` utility has sufficient storage to run.

**EDC4205 30 Cannot open input file *filename*:
error-message.**

Explanation

The `fopen()` function for the named file failed. The associated error message is included if the `VERBOSE` option has been specified.

System action

`uconvdef()` terminates with no output.

Programmer response

Verify that the file name is correct and that the file/library member exists.

**EDC4206 30 Cannot open temporary file: error-
message.**

Explanation

The `fopen()` function for a memory work file failed. The associated error message is included if the `VERBOSE` option has been specified.

System action

`uconvdef()` terminates with no output.

Programmer response

Ensure that the `uconvdef()` utility has sufficient storage to run.

**EDC4207 30 Cannot close input file *filename*:
error-message.**

Explanation

The `fclose()` function for the named file failed. The associated error message is included if the `VERBOSE` option has been specified.

System action

`uconvdef()` terminates with no output.

Programmer response

Use the error message to determine the cause of the failure.

**EDC4208 30 Cannot close temporary file: error-
message.**

Explanation

The `fclose()` function for a memory work file failed. The associated error message is included if the `VERBOSE` option has been specified.

System action

`uconvdef()` terminates with no output.

Programmer response

Use the error message to determine the cause of the failure.

**EDC4210 30 Error while reading input file
filename: error-message.**

Explanation

The `fgets()` function for the named file failed. The associated error message is included if the `VERBOSE` option has been specified.

System action

`uconvdef()` terminates with no output.

Programmer response

Make sure that the file has the proper attributes (that is, `RECFM`, `BLKSIZE`, and `LRECL`). If the file has been corrupted, recreate it.

**EDC4211 30 Error while writing temporary file:
error-message.**

Explanation

The `fwrite()` function for a memory work file failed. The associated error message is included if the `VERBOSE` option has been specified.

System action

`uconvdef()` terminates with no output.

Programmer response

Ensure that the `uconvdef()` utility has sufficient storage to run.

EDC4212 30 **MB_CUR_MIN is greater than MB_CUR_MAX default.**

Explanation

The value of `MB_CUR_MIN` cannot exceed the value of `MB_CUR_MAX`. `MB_CUR_MAX` was not specified. The default value of `MB_CUR_MAX` is 1.

System action

`uconvdef()` terminates with no output.

Programmer response

Specify a value of `MB_CUR_MIN` that is less than `MB_CUR_MAX` in the input file and run `uconvdef()` again with the changed input.

EDC4213 30 **Line *line-number*: space at the beginning of a line is not allowed.**

Explanation

No line in the input file may begin with a space. The message identifies the number of the line that begins with a space.

System action

`uconvdef()` terminates with no output.

Programmer response

Remove the space in the input file and run `uconvdef()` again with the changed input.

EDC4214 30 **Line *line-number*: invalid line format.**

Explanation

The number of the line with the invalid format is identified in the message.

System action

`uconvdef()` terminates with no output.

Programmer response

Correct the line format in the input file and run `uconvdef()` again with the changed input.

EDC4215 30 **Line *line-number*: invalid token.**

Explanation

The number of the line with the invalid token is identified in the message.

System action

`uconvdef()` terminates with no output.

Programmer response

Correct the line in the input file and run `uconvdef()` again with the changed input.

EDC4216 30 **Line *line-number*: invalid value for token *string*.**

Explanation

The number of the line with the invalid token value is identified in the message.

System action

`uconvdef()` terminates with no output.

Programmer response

Correct the line in the input file and run `uconvdef()` again with the changed input.

EDC4217 30 **Line *line-number*: token *string* must have a value.**

Explanation

A token must be assigned a value. The message identifies the number of the line and token without a value.

System action

`uconvdef()` terminates with no output.

Programmer response

Correct the line in the input file and run `uconvdef()` again with the changed input.

EDC4218 30 **Line *line-number*: code set name can be defined only once.**

Explanation

A code set name can be defined only once. The message identifies the number of the line that specifies the name of the code set being redefined.

System action

uconvdef() terminates with no output.

Programmer response

Correct the line in the input file and run uconvdef() again with the changed input.

EDC4219 30 **Line *line-number*: UCONV_CLASS can be defined only once.**

Explanation

UCONV_CLASS can be defined only once. The message identifies the number of the line that attempts to define UCONV_CLASS again.

System action

uconvdef() terminates with no output.

Programmer response

Correct the line in the input file and run uconvdef() again with the changed input.

EDC4220 30 **Line *line-number*: CHARMAP section is already started.**

Explanation

An input file can contain only one CHARMAP section. The message identifies the number of the line that attempts to begin a second section.

System action

uconvdef() terminates with no output.

Programmer response

Correct the line in the input file and run uconvdef() again with the changed input.

EDC4221 30 **Line *line-number*: no token found.**

Explanation

A token could not be found on the input line identified in the message.

System action

uconvdef() terminates with no output.

Programmer response

Correct the line in the input file and run uconvdef() again with the changed input.

EDC4222 30 **Line *line-number*: conflict with UCONV_CLASS.**

Explanation

There is a conflict with the specified UCONV_CLASS. The length of the code point on the line identified in the message is greater or smaller than the length allowed by the UCONV_CLASS.

System action

uconvdef() terminates with no output.

Programmer response

Correct the line in the input file and run uconvdef() again with the changed input.

EDC4223 30 **Line *line-number*: conflict with MB_CUR_MIN or MB_CUR_MAX.**

Explanation

The length of a code point cannot be less than MB_CUR_MIN or greater than MB_CUR_MAX. The error was detected in the line identified in the message.

System action

uconvdef() terminates with no output.

Programmer response

Correct the line in the input file and run uconvdef() again with the changed input.

EDC4224 30 **Line *line-number*: conflicting code length.**

Explanation

An invalid code point length was detected while processing a multibyte character set. The error was detected in the line identified in the message.

System action

uconvdef() terminates with no output.

Programmer response

Correct the line in the input file and run uconvdef() again with the changed input.

EDC4225 30 **Line *line-number*: range exceeds limit of one byte.**

Explanation

The range on the line identified in the message exceeds the allowable limit of one byte.

System action

uconvdef() terminates with no output.

Programmer response

Correct the line in the input file and run uconvdef() again with the changed input.

EDC4226 30 **Line *line-number*: invalid code point.**

Explanation

The value of the code point on the line identified in the message is greater than allowed.

System action

uconvdef() terminates with no output.

Programmer response

Correct the line in the input file and run uconvdef() again with the changed input.

EDC4227 30 **Line *line-number*: escape and comment characters must be distinct.**

Explanation

The escape and comment characters must be distinct. The error was detected in the line identified in the message.

System action

uconvdef() terminates with no output.

Programmer response

Correct the line in the input file and run uconvdef() again with the changed input.

EDC4228 30 **No code set name is defined.**

Explanation

The input file must contain a statement that identifies the code set.

System action

uconvdef() terminates with no output.

Programmer response

Add a code set name statement to the input file and run uconvdef() again with the changed input.

EDC4229 30 **No UCONV_CLASS is defined.**

Explanation

The input file must contain a statement that identifies the UCONV_CLASS.

System action

uconvdef() terminates with no output.

Programmer response

Add a UCONV_CLASS statement to the input file and run uconvdef() again with the changed input.

EDC4230 30 **CHARMAP section must start with CHARMAP.**

Explanation

The CHARMAP section of the input file must start with a CHARMAP statement.

System action

uconvdef() terminates with no output.

Programmer response

Add a CHARMAP statement to the input file and run uconvdef() again with the changed input.

EDC4231 30 **CHARMAP section has no END CHARMAP.**

Explanation

The input file must contain an END CHARMAP statement.

System action

uconvdef() terminates with no output.

Programmer response

Add an END CHARMAP statement to the input file and run uconvdef() again with the changed input.

EDC4232 30 **Cannot open output file *filename*:
error-message.**

Explanation

The fopen() function for the named file failed. The associated error message is included if the VERBOSE option has been specified.

System action

uconvdef() terminates with no output.

Programmer response

Use the error message to determine the cause of the failure.

EDC4233 30 **Cannot close output file *filename*:
error-message.**

Explanation

The fclose() function for the named file failed. The associated error message is included if the VERBOSE option has been specified.

System action

uconvdef() terminates with incomplete output.

Programmer response

Use the error message to determine the cause of the failure.

EDC4234 30 **Cannot reopen temporary file:
error-message.**

Explanation

The freopen() function for a memory work file failed. The associated error message is included if the VERBOSE option has been specified.

System action

uconvdef() terminates with no output.

Programmer response

Use the error message to determine the cause of the failure.

EDC4236 30 **Error while writing output file
filename: error-message.**

Explanation

The fwrite() function for the named file failed. The associated error message is included if the VERBOSE option has been specified.

System action

uconvdef() terminates with incomplete output.

Programmer response

Use the error message to determine the cause of the failure.

EDC4237 30 **Unable to fetch message file
EDCUMnnn.**

Explanation

The uconvdef() utility could not fetch the message file EDCUMnnn, where nnn is either UEN (uppercase U.S. English) or ENU (mixed case U.S. English), depending on the setting of NATLANG run-time option.

System action

uconvdef() terminates with no output.

Programmer response

Ensure that the uconvdef() utility has sufficient storage to run and that the correct libraries or sub-libraries are specified on the LIBDEF PHASE,SEARCH or LIBDEF *,SEARCH JCL statement.

DSECT Utility Messages

This section describes return codes and messages from the DSECT utility.

Return Codes Issued by the DSECT Utility

The DSECT utility can issue the following return codes:

Table 44. Return Codes from the DSECT utility

Return Code	Meaning
0	Successful completion.
4	Successful completion, warnings issued.
8	DSECT utility failed, error messages issued.
12	DSECT utility failed, severe error messages issued.
16	DSECT utility failed, insufficient storage to continue processing.

Messages Issued by the DSECT Utility

The message numbers in this section are followed by numbers indicating message severity:

00

Informational message

10

Warning message

30

Error message

40

Severe error

The DSECT utility can issue the following messages:

EDC5500 10 **Option *option* is not valid and is ignored.**

Explanation

The option specified in the message is not valid DSECT utility option or a valid option has been specified with an invalid value. The specified option is ignored.

User response

Rerun the DSECT utility with the correct option.

EDC5501 30 **No DSECT or CSECT names were found in the SYSADATA file.**

Explanation

The SECT option was not specified or SECT(ALL) was specified. The SYSADATA was searched for all DSECTs and CSECTs but no DSECTs or CSECTs were found.

User response

Rerun the DSECT utility with a SYSADATA file that contains the required DSECT or CSECT definition.

EDC5502 30 **Sub option *sub-option* for option *option* is too long**

Explanation

The sub option specified for the option was too long and is ignored.

EDC5503 30 **Section name *section* was not found in SYSADATA File.**

Explanation

The section name specified with the SECT option was not found in the External Symbol records in the SYSADATA file. The C structure is not produced.

User response

Rerun the DSECT utility with a SYSADATA file that contains the required DSECT or CSECT definition.

EDC5504 30 **Section name *section* is not a DSECT or CSECT.**

Explanation

The section name specified with the SECT option is not a DSECT or CSECT. Only a DSECT or CSECT names may be specified. The C structure is not produced.

EDC5505 00 **No fields were found for section *section*, structure is not produced.**

Explanation

No field records were found in the SYSADATA file that matched the ESDID of the specified section name. The C structure is not produced.

EDC5506 30 **Record length for file "*filename*" is too small for the SEQUENCE option, option ignored**

Explanation

The record length for the output file specified is too small to enable the SEQUENCE option to generate the sequence number in columns 73 to 80. The available record length must be greater than or equal to 80 characters. The SEQUENCE option is ignored.

EDC5507 40 **Insufficient storage to continue processing.**

Explanation

No further storage was available to continue processing.

User response

Rerun the DSECT utility with a larger partition GETVIS size.

EDC5508 30 **Open failed for file "*filename*": *error-message***

Explanation

This message is issued if the open fails for any file required by the DSECT utility. The file name passed to `fopen()` and the error message returned by `strerror(errno)` is included in the message.

User response

The message text indicates the cause of the error. If the file name was specified incorrectly on the OUTPUT option, rerun the DSECT utility with the correct file name.

EDC5509 40 ***function-name* failed for file "*filename*": *error-message***

Explanation

This message is issued if any error occurs reading, writing or positioning on any file by the DSECT utility. The name of the function that failed (Read, Write, `fgetpos`, `fsetpos`), file name and text from `strerror(errno)` is included in the message.

User response

This message may be issued if an error occurs reading or writing to a file. This may be caused by an error within the file, such as an I/O error or insufficient disk space. Correct the error and rerun the DSECT utility.

EDC5510 40 **Internal Logic error in function *function-name***

Explanation

The DSECT utility has detected that an error has occurred while generating the C structure. Processing is terminated and the C structure is not produced.

User response

This may be caused by an error in the DSECT utility or by incorrect input in the SYSADATA file. Contact your systems administrator.

EDC5511 10 **No matching right parenthesis for *option* option.**

Explanation

The option specified had a sub option beginning with a left parenthesis but no right parenthesis was present.

User response

Rerun the DSECT utility with the parenthesis for the option correctly paired.

EDC5512 10 **No matching quote for *option* option.**

Explanation

The OUTPUT option has a sub option beginning with a single quote but no matching quote was found.

User response

Rerun the DSECT utility with the quotes for the option correctly paired.

EDC5513 10 **Record length too small for file "*filename*".**

Explanation

The record length for the Output file specified is less than 10 characters in length. The minimum available record length must be at least 10 characters.

User response

Rerun the DSECT utility with an output file with a available record length of at least 10 characters.

EDC5514 30 **Too many sub options were specified for option *option*.**

Explanation

More than the maximum number of sub options were specified for the particular option. The extra sub options are ignored.

EDC5515 00 **HDRSKIP option value greater than length for section *section*, structure is not produced.**

Explanation

The value specified for the HDRSKIP option was greater than the length of the section. A structure was not produced for the specified section.

User response

Rerun the DSECT utility with a smaller value for the HDRSKIP option.

EDC5516 10 **SECT and OPTFILE options are mutually exclusive, OPTFILE option is ignored**

Explanation

Both the SECT and OPTFILE options were specified, but the options are mutually exclusive.

User response

Rerun the DSECT utility with either the SECT or OPTFILE option.

EDC5517 10 **Line *line-number* from "*filename*" does not begin with SECT option**

Explanation

The line from the file specified on the OPTFILE option did not begin with the SECT option. The line was ignored.

User response

Rerun the DSECT utility without OPTFILE option, or correct the line in the input file.

EDC5518 10 **setlocale() failed for locale name "*locale-name*".**

Explanation

The setlocale() function failed with the locale name specified on the LOCALE option. The LOCALE option was ignored.

User response

Rerun the DSECT utility without LOCALE option, or correct the locale name specified with the LOCALE option.

EDC5519 10 **Long names were detected and truncated. Check output.**

Explanation

The DSECT utility detected at least one name whose length exceeds the maximum allowed. It has therefore truncated the name, and appended "...". to the end of the name to signify the condition. If the input name is within limits and the UNIQUE option is specified, the mapping of national characters in the input name might have extended the name length beyond the maximum allowed.

User response

Check the DSECT utility output. Long names are truncated, which is indicated by "...". at the end of the name. If applicable, modify the UNIQUE option field. Or, modify the input name so that it does not exceed the maximum length when expanded.

EDC5520 40 **Architecture Level *i* of SYSADATA is not supported. The latest supported level is *d*.**

Explanation

The SYSADATA file has probably been produced by a recent HLASM release which is not yet supported by the DSECT utility.

User response

Contact your IBM representative.

EDC5521 40 **Architecture Level *i* of SYSADATA is no longer supported. The earliest supported level is *d*.**

Explanation

The SYSADATA file has probably been produced by an obsolete HLASM release.

User response

Use a supported HLASM release to produce the SYSADATA file.

EDC5522 10 **Edition *d* of record X'04x' is not supported. Edition *d* is assumed.**

Explanation

The likely reason is that HLASM maintenance has introduced an updated layout of this SYSADATA record type. This should not cause a problem unless the offsets of fixed fields processed by the DSECT utility have changed. The message can be ignored unless the produced output is incorrect.

User response

If the DSECT utility is producing incorrect output, then please contact your IBM representative.

EDC5599 30 **Unable to fetch messages file EDDNnnn.**

Explanation

The DSECT utility could not fetch the message file EDDNnnn.

nnn

NATLANG (National Language)

UEN

Uppercase U.S. English

ENU

Mixed-case U.S. English

JPN

Japanese

System action

The conversion table has not been built.

User response

Ensure that the DSECT utility has sufficient storage to run. Also, ensure that the correct libraries or sublibraries are specified on the LIBDEF PHASE,SEARCH or LIBDEF *,SEARCH JCL statement.

Chapter 10. C Run-Time Messages

The following run-time messages pertain to C. Each message is followed by an explanation describing the condition that caused the message, a programmer response suggesting how you might prevent the message from occurring again, and a system action indicating how the system responds to the condition that caused the message.

The messages also contain a symbolic feedback code, which represents the first 8 bytes of a 12-byte condition token. You can think of the symbolic feedback code as the nickname for a condition. As such, the symbolic feedback code can be used in user-written condition handlers to screen for a given condition, even if it occurs at different locations in an application.

The message numbers in this section contain a suffix indicating the message severity:

- I**
Informational message
- W**
Warning message
- E**
Error message
- S**
Severe error message
- C**
Critical error message

EDC5000I **No error occurred.**

Explanation

The value of errno is zero.

System action

None.

Programmer response

None.

Symbolic Feedback Code

EDC4S8

EDC5001I **A domain error occurred.**

Explanation

This error occurred because an input argument to one of the math functions was outside the domain over which the mathematical function is defined.

System action

The math function fails.

Programmer response

See [LE/VSE C Run-Time Library Reference](#) for the math functions that produced this error.

Symbolic Feedback Code

EDC4S9

EDC5002I **A range error occurred.**

Explanation

This error occurred because the result of the math function could not be represented as a double value.

System action

The math function fails.

Programmer response

See [LE/VSE C Run-Time Library Reference](#) for the math function that produced this error.

Symbolic Feedback Code

EDC4SA

EDC5003I **Truncation of a record occurred during an I/O operation.**

Explanation

Truncation occurred because either (1) the specified record length on the write operation was larger than the record buffer size or (2) the record read in was larger than the record buffer size.

System action

The return value depends on the operation attempted. In all cases, the buffer is read/written up to the point where truncation occurred.

Programmer response

For a text stream, place the newline character earlier in the record to shorten the record size. For a file opened for record I/O, specify a smaller number of bytes for `fread()`, `fwrite()`, or `fupdate()`.

Symbolic Feedback Code

EDC4SB

EDC5004I	The size of the specified record was not large enough.
-----------------	---

Explanation

The record length was too small because: the specified record size for an `fwrite()` or `fupdate()` function was smaller than the minimum record length allowed for the file.

System action

In all cases, the write or update operation fails.

Programmer response

Increase the size or count parameter on the `fwrite()` or `fupdate()` function.

Symbolic Feedback Code

EDC4SC

EDC5005I	A write operation cannot immediately follow a read operation.
-----------------	--

Explanation

If the last operation on a non-VSAM file opened for record I/O was read, a write operation cannot directly follow.

System action

The write operation fails.

Programmer response

Invoke `fflush()`, `rewind()`, `fseek()`, or `fsetpos()` between the read and write operations on the file stream.

Symbolic Feedback Code

EDC4SD

EDC5006I	A read operation cannot immediately follow a write operation.
-----------------	--

Explanation

If the last operation on a file was a write, a read operation cannot directly follow.

System action

The read operation fails.

Programmer response

Invoke `fflush()`, `rewind()`, `fseek()`, or `fsetpos()` between the write and read operations on the file stream.

Symbolic Feedback Code

EDC4SE

EDC5007I	The I/O buffer could not be allocated.
-----------------	---

Explanation

Memory was not available for the allocation of various buffers when invoking any of the I/O functions.

System action

The I/O function returns NULL or EOF.

Programmer response

Run the program with a larger partition GETVIS size.

Symbolic Feedback Code

EDC4SF

EDC5008I	The LRECL or BLKSIZE exceeded the maximum allowable value.
-----------------	---

Explanation

The specified LRECL or BLKSIZE was greater than 32760.

System action

The `fopen()`/`freopen()` function fails.

Programmer response

Change the open attributes specified to be within the valid limits.

Symbolic Feedback Code

EDC4SG

EDC5009I	An I/O operation was attempted using an invalid FILE pointer.
-----------------	--

Explanation

The FILE pointer that was input to the I/O function was not an active FILE pointer created by `fopen()`/`freopen()`.

System action

The specified I/O operation fails.

Programmer response

Ensure that the FILE pointer was created by `fopen()`/`freopen()` and that no I/O operation is attempted after `fclose()`.

Symbolic Feedback Code

EDC4SH

EDC5010I	A read operation was attempted on a file that was not opened for reading.
-----------------	--

Explanation

When a read operation (e.g. `fgetc()`, `fread()`) is invoked, the file specified must be opened in a mode that supports reading.

System action

The read operation fails.

Programmer response

Open the file with a mode that supports reading. The following modes do NOT support reading: 'w', 'wb', 'a', or 'ab'.

Symbolic Feedback Code

EDC4SI

EDC5011I	The number of ungetc() push-back characters has exceeded the maximum allowed.
-----------------	--

Explanation

An `ungetc()` was attempted but could not be honored due to the fact that were already pushed back characters waiting to be read and the number of pushed back characters already equalled the maximum allowed.

System action

The `ungetc()` function returns EOF.

Programmer response

Either read a pushed back character or reposition the file before attempting to push back another character.

Symbolic Feedback Code

EDC4SJ

EDC5012I	File positioning is not allowed for this data set.
-----------------	---

Explanation

An attempt was made to either acquire the file position or reposition the file using an I/O function that is not supported by the file.

System action

The function fails.

Programmer response

For non-VSAM files, do not open the file with the NOSEEK option. For VSAM PATH data sets, position the FILE pointer to the beginning of the data set or do not issue the `ftell()` or `fseek()` functions. If the data set resides on a device that does not support repositioning, then either move the data set or do not use the positioning functions.

Symbolic Feedback Code

EDC4SK

EDC5014I **An attempt was made to acquire a position that is prior to the start of the file.**

Explanation

The `ftell()` and `fgetpos()` functions cannot return a file position when characters are pushed back using `ungetc()` at the start of the file. This is because the resultant position ends up being prior to the start of the file and this is not a valid position.

System action

`ftell()` or `fgetpos()` fail.

Programmer response

Do not call `ftell()` or `fgetpos()` if you push back characters prior to the start of the file, unless you either read them or discard them via a reposition first.

Symbolic Feedback Code

EDC4SM

EDC5015I **The file position value was beyond the limits that `ftell()` can represent in a long integer value.**

Explanation

The current position lies outside the bounds that can be represented by the `ftell()` encoding scheme. For fixed format binary streams, this is a file position beyond relative byte number 2147483647. For other files, the limit is based on the relative block or record number. The maximum depends on the `blksize`. Smaller `blksize`s allows more records to be encoded. The maximum will be at least 131072 records.

System action

The `ftell()` function fails (return -1).

Programmer response

The `fgetpos()` function can be used to report file positions that `ftell()` cannot. The `fsetpos()` function must then be used to perform the repositioning at a later time.

Symbolic Feedback Code

EDC4SN

EDC5016I

Byte I/O was attempted on a file that was opened for record I/O.

Explanation

One of the byte I/O functions was invoked with a file that was opened using 'type=record'.

System action

The requested function fails.

Programmer response

The `fread()`, `fwrite()`, and `fupdate()` functions are the only functions that can be used to read, write, or update a file opened for record I/O.

Symbolic Feedback Code

EDC4SO

EDC5017I **A write operation was attempted on a file that was not opened for writing.**

Explanation

When a write operation (for example, `fputc()`, `fwrite()`) is invoked, the file specified must have been opened for writing.

System action

The write operation fails.

Programmer response

Open the file with a mode that supports writing. The following modes do NOT support writing: 'r', 'rb'.

Symbolic Feedback Code

EDC4SP

EDC5018I **An `ungetc()` function call cannot immediately follow a write operation.**

Explanation

A reposition function or flush must occur between a write operation and `ungetc()`.

System action

The `ungetc()` function returns EOF.

Programmer response

Invoke either `fflush()`, `rewind()`, `fseek()`, or `fsetpos()` before calling `ungetc()`.

Symbolic Feedback Code

EDC4SQ

EDC5019I	An irrecoverable error has marked the file permanently in error.
-----------------	---

Explanation

A previous I/O operation has failed such that the current file pointer is no longer valid. Only the `fclose()` and `freopen()` functions are permitted.

System action

The operation fails.

Programmer response

Check the return codes of previous I/O operations, or set up a SIGIOERR handler to determine the source of the error. Once you have determined which C function has generated the error, issue `perror()` to get the original error message.

Symbolic Feedback Code

EDC4SR

EDC5020I	An attempt to allocate memory in the language environment has failed.
-----------------	--

Explanation

LE/VSE's attempt at obtaining memory in order to satisfy the current library request has failed.

System action

No storage is allocated. The value of the address parameter is undefined.

System action

The requested function fails.

Programmer response

Ensure that the partition GETVIS size is sufficient to run the application. Ensure that the size parameter in the `get storage` request is not an unusually large number. Verify that the storage sizes specified in the HEAP and STACK run-time options are reasonable,

given the partition GETVIS size allocated to the application.

Symbolic Feedback Code

EDC4SS

EDC5021I	The file attributes for open create an invalid combination.
-----------------	--

Explanation

An invalid combination was caused by merging the characteristics specified on the `fopen()/freopen()` call, the DLBL declaration, or the existing file attributes.

System action

The `fopen()/freopen()` function fails.

Programmer response

Adjust the LRECL and BLKSIZE parameters on the `fopen()/freopen()` call or adjust the attributes specified with the DLBL so a valid combination is created. See [LE/VSE C Run-Time Programming Guide](#) for details on attribute merging and valid combinations.

Symbolic Feedback Code

EDC4ST

EDC5022I	An error occurred while generating a temporary name.
-----------------	---

Explanation

The `tmpnam()` function was called in order to generate a temporary file name. However, a name could not be generated, which did not already exist, within the maximum number of attempts.

System action

The `tmpnam()` function fails and returns NULL.

Programmer response

Verify that the `time()` and `clock()` functions are working correctly on your system. If so, try erasing all unused files which were created via the `tmpnam()` function, and retry function. Contact your IBM Support Center if error still occurs.

Symbolic Feedback Code

EDC4SU

EDC5023I **An attempt to back up position has failed.**

Explanation

One or more `ungetc()` calls are outstanding when an `fgetpos()` or `ftell()` is called such that the file position is really in the previous physical block. An attempt by the language environment to back up the file to acquire the position has failed.

System action

The `ftell()/fgetpos()` function fails.

Programmer response

Check the `__amrc` structure for more information. See [LE/VSE C Run-Time Programming Guide](#) for more information on the `__amrc` structure.

Symbolic Feedback Code

EDC4SV

EDC5025I **An I/O function was invoked when a read was pending for a file that had been intercepted.**

Explanation

A file that was intercepted under the debugging tool was expecting input when an I/O function for that file was invoked from the debugging session.

System action

The I/O function fails.

Programmer response

Do not recursively invoke library I/O functions when a read is pending. Supply the expected data and then invoke the I/O function.

Symbolic Feedback Code

EDC4T1

EDC5027I **The position specified to `fseek()` was invalid.**

Explanation

One of the following occurred: (1) a whence value other than `SEEK_SET`, `SEEK_CUR`, or `SEEK_END` was specified; (2) the specified position was previous to the start of the stream; or (3) the specified position lay

beyond the end of the stream and the stream was not a binary file.

System action

The `fseek()` function fails.

Programmer response

Correct the offset/whence parameters on the `fseek()` function to be a valid position or, the file should be opened in binary mode if the user wishes file positions beyond EOF to result in null extension to the file.

Symbolic Feedback Code

EDC4T3

EDC5028I **A previous I/O error has marked the stream invalid for further I/O processing.**

Explanation

A serious error has occurred in a previous I/O operation such that further I/O cannot be continued. The routine that caused the original error had set `errno` previously, but it will have changed due to this `errno` value. The `clearerr()` function will not clear this type of error.

System action

The current I/O operation fails.

Programmer response

Check the return code values of previous I/O operations to detect which operation originated the system I/O failure and get the `errno` value. Use this list to find a prescribed action or attempt a `rewind()` or `fsetpos()` to clear the internal error marker and reestablish the file position.

Symbolic Feedback Code

EDC4T4

EDC5029I **An unrecognized signal value was passed to the `signal()` or `raise()` function.**

Explanation

The signal value passed into the `signal()` or `raise()` function was not one of the valid signals as defined in `signal.h`.

System action

The `signal()` or `raise()` function returns `SIG_ERR`.

Programmer response

Pass either `SIGIOERR`, `SIGFPE`, `SIGSEGV`, `SIGILL`, `SIGABRT`, `SIGTERM`, `SIGINT`, `SIGTERM`, `SIGUSR1`, `SIGUSR2`, or `SIGABND` to the `signal()` or `raise()` function.

Symbolic Feedback Code

EDC4T5

EDC5030I An invalid argument was passed.

Explanation

The `setenv()` function has been called with a '=' sign in the environment variable name. This is an invalid argument.

System action

The `setenv()` function fails.

Programmer response

Remove the '=' sign from the environment variable name.

Symbolic Feedback Code

EDC4T6

EDC5031I An attempt was made to close a stream not belonging to the current main program.

Explanation

User has passed a file pointer across a system call boundary and has attempted to close or reopen the file in the child program.

System action

The `fclose()/freopen()` function fails.

Programmer response

The program is invalid and must be changed. The suggested change is to close the file in the parent program prior to the `system()` call. The file can then be reopened in the child program, if required. Upon returning to the parent program, the file can again be reopened.

Symbolic Feedback Code

EDC4T7

EDC5032I An error was detected in the input string passed to the `system()` function.

Explanation

When invoking the `system()` function and 'PGM=' was specified for an MVS-style parameter list, either the 'PARM=' string was not specified or invalid characters were found on the 'PARM=' string.

System action

The `system()` function fails.

Programmer response

Correct the parameter string passed to the `system()` function or use a VM-style parameter list.

Symbolic Feedback Code

EDC4T8

EDC5033I An attempt was made to extend a non-extendable file.

Explanation

While updating a partitioned data set member or a concatenated data set, an attempt was made to extend the file.

System action

The I/O write operation fails.

Programmer response

If extension is required to a member, open the old member in read mode and copy the contents to a new member which is opened for write. Since the new member is opened in write mode, it can be extended. Close both the old and new members and then delete the old member with the `remove()` function. Rename the new member using the `rename()` function so it appears to be the old member, now extended. For a concatenated data set, you cannot extend the concatenation.

Symbolic Feedback Code

EDC4T9

EDC5034I **An unsupported buffering mode was specified for the setvbuf() function.**

Explanation

The buffer type specified as a parameter for the `setvbuf()` function was unsupported.

System action

The `setvbuf()` function fails.

Programmer response

Specify one of the following supported buffer types: `_IOFBF` (full buffering) or `_IOLBF` (line buffering).

Symbolic Feedback Code

EDC4TA

EDC5035I **An attempt was made to change the buffering mode after an operation on a file.**

Explanation

A call to the `setvbuf()` function was made after the file had been read or written.

System action

The `setvbuf()` function returns EOF.

Programmer response

Use the `setvbuf()` function to set the buffering mode before any read or write I/O operations are done.

Symbolic Feedback Code

EDC4TB

EDC5036I **The specification of a member is invalid.**

Explanation

On a `remove()` or `rename()` function call, a member has been specified for a file that does not have members or a member has been specified for one name of a `rename()` function call, but not for the second name.

System action

The `remove()/rename()` function fails.

Programmer response

If the file does not have members, remove the member specification. If this is a `rename()` call and only one name specifies a member, either remove the member specification or add a member specification to the second name.

Symbolic Feedback Code

EDC4TC

EDC5038I **An error occurred when flushing console output, before the system retrieves console input.**

Explanation

When a console read cannot get any data from the buffer and must perform a system console read, all console output data not yet flushed to the system must be output. While writing out the unflushed console output data, an error occurred.

System action

The console input operation fails.

Programmer response

Change the code so that all console output is completed and flushed to the console before the console input operation. Check all return codes to find out if any output operation gets an error and then check the `errno` value for further information regarding any error encountered.

Symbolic Feedback Code

EDC4TE

EDC5041I **An error was detected at the system level when opening a file.**

Explanation

A system level error was detected.

System action

The `fopen()/freopen()` function fails.

Programmer response

Look in the `__amrc` structure for further details regarding the error. See [LE/VSE C Run-Time Programming Guide](#) for more information on the `__amrc` structure. Or, check the SYSLOG for an error message.

Symbolic Feedback Code

EDC4TH

EDC5042I **A special internally-generated memory file name was specified for open, but a memory file with this name does not exist.**

Explanation

A name was specified of the form: '((x))' where 'x' is a decimal number and the name did not match an existing memory file. A name of this format is not allowed to be used to create a memory file. The name is generated internally by C when a user opens a memory file with a name of '*' for output. C generates the name so that the user can acquire it using the `fldata()` function and then can read, update, append, or remove the memory file.

System action

The `fopen()/freopen()` function fails.

Programmer response

If using memory files created with a name of '*', issue `fldata()` to acquire the correct name. If the name was properly acquired via `fldata()`, make sure it has not been closed and removed prior to the open using the generated name.

Symbolic Feedback Code

EDC4TI

EDC5043I **An attempt was made to open a non-memory file, as a memory file.**

Explanation

An open for read has specified 'type=memory', but the file is not a memory file.

System action

The `fopen()/freopen()` function fails.

Programmer response

Remove the 'type=memory' specification on the `fopen()/freopen()`.

Symbolic Feedback Code

EDC4TJ

EDC5045I **The operation attempted could not be performed because the file was open.**

Explanation

An attempt was made to remove or rename a file that was still open or an attempt was made to open a file for output or append, but the file was already open.

System action

The `remove()`, `rename()`, `fopen()`, or `freopen()` function fails.

Programmer response

The `remove()` function can only be invoked with files that have been closed. The `fopen()` function cannot open a memory or disk file for write/update/append if the file is already opened. A memory file opened with a member specified prevents the name from being used without a member and vice-versa. For example, it is not possible to have memory files: 'a.b' and 'a.b(c)' opened at the same time. In either case, the original open file must be closed.

Symbolic Feedback Code

EDC4TL

EDC5046I **The file could not be deleted.**

Explanation

The `remove()` function could not remove the file specified.

System action

The `remove()` function fails.

Programmer response

Verify that the file name specified to the `remove()` function is erasable.

Symbolic Feedback Code

EDC4TM

EDC5047I **An invalid file name was specified as a function parameter.**

Explanation

The name specified to the `remove()`, `rename()`, `fopen()`, or `freopen()` functions was invalid. The

name is either not valid for the system, or is not a valid memory file name.

System action

The invoked function fails.

Programmer response

Specify a valid file name according to the system or the memory file name rules to the `remove()`, `rename()`, `fopen()`, and `freopen()` functions.

Symbolic Feedback Code

EDC4TN

EDC5048I **A Language Environment internal routine has unexpectedly failed.**

Explanation

An internal call to an LE/VSE internal routine has failed but the failure is not anticipated and cannot be recovered from.

System action

Current library function using an internal routine fails.

Programmer response

Contact your IBM Support Center.

Symbolic Feedback Code

EDC4TO

EDC5049I **The file name specified could not be located.**

Explanation

When the `rename()` function was invoked, the old file name could not be found or the new file name could not be allocated or, when the `fopen()/freopen()` function was invoked, the specified file name opened for read could not be found.

System action

The `fopen()`, `freopen()`, or `rename()` functions fails.

Programmer response

Verify that the file name specified exists.

Symbolic Feedback Code

EDC4TP

EDC5051I **An error occurred when renaming a file.**

Explanation

A rename error have occurred.

System action

The `rename()` function fails.

Programmer response

For disk files, ensure that the old file name exists. For memory files ensure that different names are specified to the `rename()` function. Check the `__amrc` for further details.

Symbolic Feedback Code

EDC4TR

EDC5052I **The application is running AMODE=24 while the run-time library was installed above the line.**

Explanation

The application which is accessing the run-time library is running AMODE=24. But, the run-time library was installed above the 16M line which the application cannot address.

System action

Application is terminated with 3000 abend.

Programmer response

Ensure the amode of the application matches that of the run-time library. If you must run AMODE=24, then the run-time library must be installed below the line. Otherwise, relink your application to be AMODE=31.

Symbolic Feedback Code

EDC4TS

EDC5053I **The language environment run-time library phase EDCZ24 could not be loaded.**

Explanation

An error has occurred when LE/VSE tried to load the run-time library phase EDCZ24.

System action

The program terminates and a traceback or dump is issued, depending upon the TERMTHDACT run-time option. A return code of 3000 is returned.

Programmer response

Ensure that the partition GETVIS size is sufficient to run the application. Check the files in the LIBDEF PHASE search chain for the job to ensure EDCZ24 is available (for example, check PRD2.SCEEBASE, the default installation sublibrary).

Symbolic Feedback Code

EDC4TT

EDC5054I **An attempt to override the disposition was ignored. The file may still be removed.**

Explanation

The `remove()` function attempted to delete the data set by using a disposition of DELETE. The data set would not allow an override of the disposition.

System action

The `remove()` function will return failure, but the data set may have been removed if the original allocation specified DELETE as the normal disposition.

Programmer response

Change the disposition on the original allocation or remove the data set outside of your C program.

Symbolic Feedback Code

EDC4TU

EDC5055I **An error occurred trying to remove the file before its expiration date.**

Explanation

When the `remove()` function attempted to erase the file, an error was returned indicating that the expiration date had not yet occurred.

System action

The `remove()` function fails.

Programmer response

Change the expiration date of the data set.

Symbolic Feedback Code

EDC4TV

EDC5057I **The open mode string was invalid.**

Explanation

The mode string passed to the `fopen()/freopen()` function was found to have invalid keywords, combinations or characters.

System action

The `fopen()/freopen()` function fails.

Programmer response

Correct the mode string and reissue the `fopen()/freopen()`.

Symbolic Feedback Code

EDC4U1

EDC5059I **An attempt to reposition a VSAM file failed.**

Explanation

When the `flocate()` function was invoked, the reposition was not successful, or `rewind()` could not position to the beginning of the file.

System action

The `flocate()` function fails. The `rewind()` function will not reposition to the start of the data set.

Programmer response

For `flocate()`, verify that the attributes of the VSAM file match the type of repositioning being attempted. For a `rewind()` error, check the `__amrc` structure. See [LE/VSE C Run-Time Programming Guide](#) for more information on the `__amrc` structure.

Symbolic Feedback Code

EDC4U3

EDC5060I **An invalid file position was passed to the fsetpos() function.**

Explanation

When invoking `fsetpos()`, the `fpos_t` structure passed did not represent a valid position in the current file.

System action

The `fsetpos()` function fails.

Programmer response

Verify that the `fpos_t` structure set by `fgetpos()` is a valid file position before calling `fsetpos()`. Also verify that the file has not changed between the time of the `fgetpos()` and `fsetpos()`.

Symbolic Feedback Code

EDC4U4

EDC5061I **An error occurred when attempting to define a file to the system.**

Explanation

The `fopen()/freopen()` function or the `remove()` function could not successfully allocate or `FILEDEF` the specified file.

System action

The `fopen()`, `freopen()`, or `remove()` function fails.

Programmer response

Check the `__amrc` structure for more information. See [LE/VSE C Run-Time Programming Guide](#) for more information on the `__amrc` structure.

Symbolic Feedback Code

EDC4U5

EDC5063I **An error was detected in an internal control block.**

Explanation

One of the internal I/O control blocks was corrupted and is causing unexpected behavior.

System action

The I/O operation fails and the stream is marked as invalid for further I/O.

Programmer response

Ensure that the application program is not overwriting storage. If the error cannot be located, contact the IBM Support Center.

Symbolic Feedback Code

EDC4U7

EDC5065I **A write system error was detected.**

Explanation

A system level write error has occurred for VSE, VSAM, etc.

System action

The write operation fails.

Programmer response

Check the `__amrc` structure for more information. See [LE/VSE C Run-Time Programming Guide](#) for information on the `__amrc` structure.

Symbolic Feedback Code

EDC4U9

EDC5066I **A read system error was detected.**

Explanation

A system level read error has occurred for VSE, VSAM, etc.

System action

The read operation fails.

Programmer response

Check the `__amrc` structure for more information. See [LE/VSE C Run-Time Programming Guide](#) for more information on the `__amrc` structure.

Symbolic Feedback Code

EDC4UA

EDC5067I **An attempt was made to open a nonexistent file for read.**

Explanation

The `fopen()/freopen()` function was invoked for read, but the file specified did not exist.

System action

The `fopen()/freopen()` function fails.

Programmer response

Ensure that the file to be opened for read exists.

Symbolic Feedback Code

EDC4UB

EDC5072I	An attempt was made to open a KSDS or Path VSAM data set without specifying record I/O.
-----------------	--

Explanation

Key Sequenced VSAM Data Sets and Path VSAM data sets may not be opened as streams for writing. Only Entry Sequenced VSAM data sets and Relative Record VSAM Data Sets may be opened this way.

System action

The `fopen()/freopen()` function fails.

Programmer response

Change the type string parameter on the `fopen()` function to include 'type=record'.

Symbolic Feedback Code

EDC4UG

EDC5073I	The maximum number of attempts to obtain temporary names was exceeded.
-----------------	---

Explanation

The `tmpnam()` function was invoked more than the maximum number of times allowed.

System action

The `tmpnam()` function returns NULL and does not generate any more unique names.

Programmer response

The programmer should alter the application to minimize the number of calls to `tmpnam()`. Only TMP_MAX calls are guaranteed to work.

Symbolic Feedback Code

EDC4UH

EDC5074I	The open parameters were missing the 'type=record' specifier.
-----------------	--

Explanation

The open type keyword parameter 'acc=' is not valid unless 'type=record' is also specified.

System action

The `fopen()/freopen()` function fails.

Programmer response

Specify 'type=record' on the `fopen()/freopen()` statement.

Symbolic Feedback Code

EDC4UI

EDC5076I	An fread() was not performed prior to calling the fdelrec() or fupdate() functions.
-----------------	--

Explanation

The `fdelrec()` and `fupdate()` functions cannot be invoked without previously calling the `fread()` function.

System action

The `fdelrec()` and `fupdate()` functions fail.

Programmer response

Invoke the `fread()` function directly before these functions.

Symbolic Feedback Code

EDC4UK

EDC5077I	An error occurred trying to erase a VSAM record.
-----------------	---

Explanation

The `fdelrec()` function was not able to successfully erase the last record read from the specified VSAM file.

System action

The `fdelrec()` function fails.

Programmer response

Examine the values of `__amrc.__code.__feedback.__rc` and `__amrc.__code.__feedback.__fdbk` immediately after receiving this errno. Look up the `__rc` and `__fdbk` values in a VSAM Macro Reference manual, such as *VSE/VSAM Commands*. `__rc` corresponds to the register 15 value, `__fdbk` corresponds to the Reason Code. See *LE/VSE C Run-Time Programming Guide* for more information on the `__amrc` structure.

Symbolic Feedback Code

EDC4UL

EDC5078I	The requested operation is only valid for VSAM data sets.
-----------------	--

Explanation

The `fdelrec()`, `flocate()` and `fupdate()` functions can only be invoked with VSAM data sets.

System action

The `fdelrec()`, `flocate()` and `fupdate()` functions fails.

Programmer response

Use the `fseek()/ftell()` or `fgetpos()/fsetpos()` functions for positioning within a non-VSAM file. For updating, use `fread()/fwrite()` or the byte I/O functions instead of `fupdate()`.

Symbolic Feedback Code

EDC4UM

EDC5079I	The file was not opened with a 'type=record' specification.
-----------------	--

Explanation

The `fdelrec()` and `fupdate()` functions are not valid for VSAM data sets opened as streams.

System action

The `fdelrec()` and `fupdate()` functions fail.

Programmer response

Change the `fopen()` type parameter string to include 'type=record'.

Symbolic Feedback Code

EDC4UN

EDC5080I	An invalid option was passed to the <code>flocate()</code> function.
-----------------	---

Explanation

The parameter that specifies the position options to the `flocate()` function contained an invalid value.

System action

The `flocate()` function fails.

Programmer response

Use one of the following as the options parameter: `__KEY_FIRST`, `__KEY_LAST`, `__KEY_EQ`, `__KEY_EQ_BWD`, `__KEY_GE`, `__RBA_EQ` or `__RBA_EQ_BWD`, as defined in `stdio.h`.

Symbolic Feedback Code

EDC4UO

EDC5083I	An error occurred attempting to load a phase into storage.
-----------------	---

Explanation

The library has attempted to dynamically load a phase and a failure resulted. This is usually as a result of a `system()` call.

System action

The called library function fails.

Programmer response

Verify that the specified program/command has been made accessible for loading. You may also need to adjust your partition size. Check the job log for messages which will help to pinpoint the name of the phase.

Symbolic Feedback Code

EDC4UR

EDC5084I **The program was not run because of redirection errors on the command line.**

Explanation

An error was detected when the input string to `main()` was being parsed. One of the following may have occurred: 1) the file name specified with the redirection symbols could not be opened (for read, write or append); 2) the file name specified with the write redirection symbol was already opened; or 3) the same redirection symbol was specified more than once in the command string.

System action

This `errno` is used internally to generate the redirection error message. The program is terminated or the `system()` call returns the failure and does not invoke the second program.

Programmer response

Correct the input string passed to `main` and if the `system()` call is being used to invoke another C `main()` program, the files that are still open in the first program will be considered open when the redirection statements are being verified.

Symbolic Feedback Code

EDC4US

EDC5087I **The file characteristics specified did not match those of the existing file.**

Explanation

The `fopen()/freopen()` was attempting to perform an open that used an existing data set, but found that the specified attributes did not match the existing file attributes, specifically, `LRECL`, `BLKSIZE` or record format.

System action

The `fopen()/freopen()` function fails.

Programmer response

Verify that the attributes of the physical file are as expected by the application program.

Symbolic Feedback Code

EDC4UV

EDC5088I **An invalid open mode was specified for the current device.**

Explanation

The following open modes and device types are invalid combinations: (1) reading a display or printer; (2) writing to a character reader; (3) updating a magnetic tape device; (4) opening `SYSIPT` or `SYSLST` for 'append' or 'update'; (5) opening `SYSIPT` for anything besides 'read'; or (6) opening `SYSLST` 'read'.

System action

The `fopen()/freopen()` function fails.

Programmer response

Correct the open mode on the `fopen()/freopen()` call and/or verify that the current device type is what is expected.

Symbolic Feedback Code

EDC4V0

EDC5089I **Open mode is invalid for a re-directed SYSLST or SYSPCH file.**

Explanation

A variable or undefined record format was specified.

System action

The `fopen()/freopen()` function fails.

Programmer response

Correct the open mode on the `fopen()/freopen()` call.

Symbolic Feedback Code

EDC4V1

EDC5091I **The requested function could not be performed because a system utility failed.**

Explanation

A system level utility used by the library unexpectedly returned a failure code.

System action

The requested function fails.

Programmer response

Check the `__amrc` structure and see the [LE/VSE C Run-Time Programming Guide](#) for further details.

Symbolic Feedback Code

EDC4V3

EDC5092I **An I/O abend was trapped.**

Explanation

An I/O abend has occurred during an I/O operation (open,read,write, position, or close) and has been trapped. Recovery was attempted.

System action

The I/O operation fails. The stream is marked in error and all further I/O operations on this stream will fail.

Programmer response

Check the `__amrc` structure (defined in [LE/VSE C Run-Time Programming Guide](#)) for an explanation of the fields.

Symbolic Feedback Code

EDC4V4

EDC5094I **An attempt was made to push back the EOF character using `ungetc()`.**

Explanation

The `ungetc()` function can not be invoked with the EOF character.

System action

The `ungetc()` function fails.

Programmer response

Do not call `ungetc()` with EOF.

Symbolic Feedback Code

EDC4V6

EDC5099I **The function specified is not supported under CICS.**

Explanation

The function specified is not supported under CICS.

System action

The specified function fails.

Programmer response

See [LE/VSE C Run-Time Programming Guide](#) for more information on running under C under CICS.

Symbolic Feedback Code

EDC4VB

EDC5100I **An attempt was made to perform disk file I/O under CICS.**

Explanation

Under CICS, the `fopen()`, `freopen()`, `rename()` and `remove()` functions only support memory files. The standard streams must be memory files or use the specified queues.

System action

The `fopen()`, `freopen()`, `rename()`, and `remove()` functions fail, and the first write (and all subsequent writes) to `stdout/stderr` will fail.

Programmer response

Only invoke `fopen()`, `freopen()`, `rename()` or `remove()` with memory files when running under CICS.

Symbolic Feedback Code

EDC4VC

EDC5101I **The transient data queue was not enabled for the standard streams.**

Explanation

When running under CICS and an attempt has been made to write to `stdout` or `stderr`, the requested transient data queue was not enabled.

System action

The write I/O operation fails.

Programmer response

Ensure that the DFHDCT macro has been assembled and defined correctly in the start-up CICS JCL. The systems programmer will know the name, type of queue and associated ddnames at your installation.

Symbolic Feedback Code

EDC4VD

EDC5102I **The transient data queue was not opened for the standard streams.**

Explanation

When the first I/O operation was requested for stdout or stderr when running under CICS, the Transient Data Queue inquiry indicated that the requested TD queue was not opened.

System action

The write I/O operation fails.

Programmer response

Verify that the start-up CICS JCL opened the specified TD queues correctly.

Symbolic Feedback Code

EDC4VE

EDC5103I **An attempt was made to map remote queues to the standard streams under CICS.**

Explanation

When the first I/O operation was requested for stdout or stderr when running under CICS, the Transient Data Queue inquiry indicated that the requested queue was a REMOTE queue.

System action

The write I/O operation fails.

Programmer response

Correct the start-up JCL to specify (via the DFHDCT macro) the standard stream queues to be EXTRAPARTITION, INTRAPARTITION, or INDIRECT.

Symbolic Feedback Code

EDC4VF

EDC5113I **Bad file descriptor.**

Explanation

The file descriptor used referred to a file which was not open, or was out of range, or a read request was made to a file that was only open for writing, or a write request was made to a file that was open only for reading.

System action

The request has failed. Application execution continues.

Programmer response

See [LE/VSE C Run-Time Programming Guide](#) for the function being attempted, for the specific reason for failure.

Symbolic Feedback Code

EDC4VP

EDC5117I **File exists.**

Explanation

An existing file was specified in an inappropriate manner.

System action

The request has failed. Application execution continues.

Programmer response

See [LE/VSE C Run-Time Library Reference](#) for the function being attempted, for the specific reason for failure.

Symbolic Feedback Code

EDC4VT

EDC5118I **Bad address.**

Explanation

The system detected an invalid address in attempting to use an argument of a call. Note that not all functions will detect this error.

System action

The request has failed. Application execution continues.

Programmer response

See [LE/VSE C Run-Time Library Reference](#) for the function being attempted, for the specific reason for failure. This failure is usually caused by an invalid argument address.

Symbolic Feedback Code

EDC4VU

EDC5119I **File too large.**

Explanation

The size of a file would exceed the maximum allowed for the access method used.

System action

The request has failed. Application execution continues.

Programmer response

Ensure that enough space is available in the file. For VSAM ensure that the file size or definition does not exceed the maximum supported limit.

Symbolic Feedback Code

EDC4VV

EDC5121I **Invalid argument.**

Explanation

An argument supplied was invalid.

System action

The request has failed. Application execution continues.

Programmer response

See [LE/VSE C Run-Time Library Reference](#) for the function being attempted, for the specific reason for failure.

Symbolic Feedback Code

EDC501

EDC5122I **Input/output error.**

Explanation

An input or output error occurred.

System action

The request has failed. Application execution continues.

Programmer response

See [LE/VSE C Run-Time Library Reference](#) for the function being attempted, for the specific reason for failure.

Symbolic Feedback Code

EDC502

EDC5127I **Too many open files in system.**

Explanation

The system reached its predefined limit for simultaneously open files.

System action

The request has failed. Application execution continues.

Programmer response

The request may succeed at a later time if fewer files are in use.

Symbolic Feedback Code

EDC507

EDC5128I **No such device.**

Explanation

The function being attempted is not allowed by the specified device. For instance, the program attempted to read from a write-only device.

System action

The request has failed. Application execution continues.

Programmer response

See [LE/VSE C Run-Time Library Reference](#) for the function being attempted, for the specific reason for failure.

Symbolic Feedback Code

EDC508

EDC5131I **No locks available.**

Explanation

No file and/or record locks are available, the system limit has been reached.

System action

The request has failed. Application execution continues.

Programmer response

See [LE/VSE C Run-Time Library Reference](#) for the function being attempted, for the specific reason for failure.

Symbolic Feedback Code

EDC50B

EDC5132I **Not enough memory.**

Explanation

There is not enough memory space available to create the new object.

System action

The request has failed. Application execution continues.

Programmer response

See [LE/VSE C Run-Time Library Reference](#) for the function being attempted, for the specific reason for failure.

Symbolic Feedback Code

EDC50C

EDC5134I **Function not implemented.**

Explanation

The function to be executed has not been implemented.

System action

The request has failed. Application execution continues.

Programmer response

The function cannot be used by the application program.

Symbolic Feedback Code

EDC50E

EDC5137I **Inappropriate I/O control operation.**

Explanation

A control function was attempted for a file or a special file for which the operation was inappropriate.

System action

The request has failed. Application execution continues.

Programmer response

See [LE/VSE C Run-Time Library Reference](#) for the function being attempted, for the specific reason for failure.

Symbolic Feedback Code

EDC50H

EDC5138I **No such device or address.**

Explanation

Input or output on a special file referred to a device that did not exist, or made a request beyond the limits of the device. For instance, when a tape drive is not online.

System action

The request has failed. Application execution continues.

Programmer response

Refer to the [LE/VSE C Run-Time Library Reference](#) for the function being attempted, for the specific reason for failure.

Symbolic Feedback Code

EDC50I

EDC5145I **Output buffer too small to contain all converted characters.**

Explanation

The output buffer specified for the function is too small to contain all of the converted characters produced. Refer to the [LE/VSE C Run-Time Library](#)

Reference for the function being attempted, for the specific reason for failure.

System action

The request has failed. Application execution continues.

Symbolic Feedback Code

EDC50P

EDC5147I **Illegal byte sequence.**

Explanation

The string contains an illegal sequence of bytes. For example, an unmatched shift out/shift in condition exists.

System action

The request has failed. Application execution continues.

Programmer response

See [LE/VSE C Run-Time Library Reference](#) for the function being attempted, for the specific reason for failure.

Symbolic Feedback Code

EDC50R

EDC5160I **Bad character in environment variable name.**

Explanation

An invalid character was found in the 'name' or 'value' string specified on a `getenv()` or `setenv()` function.

System action

The request has failed. Application execution continues.

Programmer response

See [LE/VSE C Run-Time Library Reference](#) for the function being attempted, for the specific reason for failure.

Symbolic Feedback Code

EDC518

EDC5165I **System TOD clock not set.**

Explanation

The system time of day (TOD) clock is in error, stopped, or in a nonoperational state.

System action

The request has failed. Application execution continues.

Programmer response

Report this problem to your system programmer.

Symbolic Feedback Code

EDC51D

EDC5168I **Password has expired.**

Explanation

The verification request has failed because the password has expired.

System action

The request has failed. Application execution continues.

Programmer response

Change the password.

Symbolic Feedback Code

EDC51G

EDC5169I **Password is invalid.**

Explanation

The verification or change password request has failed because the supplied password is invalid.

System action

The request has failed. Application execution continues.

Programmer response

Correct the supplied password, and retry the request.

Symbolic Feedback Code

EDC51H

EDC5180E **Permanent I/O error on file *filename*.**

Explanation

May be caused by a program attempting to process a file for which the program was not designed.

System action

The current I/O operation fails.

Programmer response

Check the system log at the time of error for messages. Ensure the file being used matches the program specifications.

Symbolic Feedback Code

EDC51S

EDC5181E **Wrong length record on file *filename*.**

Explanation

Specified record length does not match actual record length.

System action

The current I/O operation fails.

Programmer response

Ensure the file being used matches the program specifications.

Symbolic Feedback Code

EDC51T

EDC5182E **No more matching/available extents for file *filename*.**

Explanation

Possible explanations:

- There may not be sufficient VSAM data space for a VSAM-managed SAM output file.
- The EXTENT information for a SAM file may not have sufficient space for the program data being written.
- The program may be in a loop outputting data to a file.

System action

The I/O write operation fails.

Programmer response

Check the EXTENT option of the file's DLBL statement.

For VSAM-managed SAM files, use the LISTCAT command to check VSAM data space availability. For information on using LISTCAT, see [VSE/VSAM Commands](#).

Symbolic Feedback Code

EDC51U

EDC5183E **Function not supported under VSE.**

Explanation

A C function has been called that is not supported by the LE/VSE C run-time.

System action

The function call fails.

Programmer response

Check the program for function calls that are not listed in [LE/VSE C Run-Time Library Reference](#)

Symbolic Feedback Code

EDC51V

EDC5184E **Specified DLBL name not found.**

Explanation

No matching DLBL can be found for the file-ID, DLBL name, or logical unit specified in the *filename* parameter of the `fopen()` or `freopen()` function. If the program is attempting to open SYSLNK, there might not be a DLBL for IJSYSLN.

System action

The `fopen()/freopen()` function fails.

Programmer response

Check that the item specified by the *filename* parameter has a matching DLBL. For details on specifying `fopen()` and `freopen()` parameters, see [LE/VSE C Run-Time Programming Guide](#).

Symbolic Feedback Code

EDC520

EDC5185E **Specified System Logical Unit not assigned.**

Explanation

Possible explanations:

- The `remove()` function may be attempting to remove a SAM file where the DLBL/EXTENT data does not supply a validly assigned logical unit.
- The `fopen()` function may be attempting to open a file using the format:
 - DD:SYSxxx where the logical unit is not validly assigned.
 - DD:DLBL for a SAM file where the DLBL/EXTENT data does not supply a validly-assigned logical unit.
 - *file-ID* where the file-ID has been matched to a SAM DLBL/EXTENT which does not supply a validly-assigned logical unit.
 - *file-ID* where the file-ID has been matched to a TLBL JCL statement, however labeled tape files may only be opened using the DD:SYSxxx-TLBLname format.

System action

The `fopen()/freopen()` or `remove()` function fails.

Programmer response

Check that the item specified by the *filename* parameter has a matching DLBL. Check the logical unit or file-ID specified by the DLBL or TLBL statement. For details on specifying `fopen()`, `freopen()`, and `remove()` parameters, see [LE/VSE C Run-Time Programming Guide](#).

Symbolic Feedback Code

EDC521

EDC5186E	Specified System Logical Unit is assigned to an unsupported device.
-----------------	--

Explanation

The assigned device type is not supported for C run-time files.

System action

The `fopen()/freopen()` function fails.

Programmer response

Check that the logical unit specified by `fopen()` or `freopen()` is assigned to a supported device type.

For a list of supported device types, see [LE/VSE C Run-Time Programming Guide](#).

Symbolic Feedback Code

EDC522

EDC5187E	The System Logical Unit associated with the DLBL/TLBL for the file is not assigned to a disk/tape device.
-----------------	--

Explanation

Attempting to open a file using DLBL/EXTENT where the logical unit is not assigned to a disk, or using a TLBL where the logical unit is not assigned to a tape device.

System action

The `fopen()/freopen()` function fails.

Programmer response

Check the logical unit specified by `fopen()` or `freopen()`. Check the ASSIGN statement for the logical unit.

Symbolic Feedback Code

EDC523

EDC5188E	Error trying to allocate a Define The File (DTF).
-----------------	--

Explanation

An error occurred when attempting to allocate a DTF to open a file. The console log should contain an associated message further defining the problem.

System action

The `fopen()/freopen()` function fails.

Programmer response

Check the LE/VSE message file (default is SYSLOG) for a related message.

Symbolic Feedback Code

EDC524

EDC5191E	No blksize determined for DISK file <i>filename</i>.
-----------------	---

Explanation

A disk file has not been opened because there was no BLKSIZE= provided or no RECFM= provided. If this information cannot be obtained from a VSAM catalog, it must be provided in the `fopen()` mode parameters.

System action

The `fopen()/freopen()` function fails.

Programmer response

Check the `fopen()` or `freopen()` BLKSIZE and RECFM mode parameters for this VSAM-managed SAM file.

Symbolic Feedback Code

EDC527

EDC5223S **too many characters**

Explanation

The application called the `form()` function with a format specifier string that caused `form()` to write past the end of the format buffer. `form()` is an obsolete interface provided in `stream.h` for compatibility with old code.

System action

Execution is aborted.

Programmer response

Split the call to `form()` into two or more calls.

Symbolic Feedback Code

EDC537

EDC5224S **singularity: log((0,0))**

Explanation

The application is attempting to take the log of (0.0, 0.0).

System action

Execution is aborted.

Programmer response

Correct the value passed to `log()` and resubmit.

Symbolic Feedback Code

EDC538

EDC5500 -
EDC5599

Explanation

These messages are produced by the DSECT utility. For details, see [“DSECT Utility Messages”](#) on page 262.

EDC6000E **The raise() function was issued for the signal SIGFPE.**

Explanation

The program has invoked the `raise()` function with the SIGFPE signal specified and the default action specified.

System action

The program terminates and a traceback or dump is issued, depending on the TERMTDACT run-time option. A return code of 3000 is returned.

Programmer response

None.

Symbolic Feedback Code

EDC5RG

EDC6001E **The raise() function was issued for the signal SIGILL.**

Explanation

The program has invoked the `raise()` function with the SIGILL signal specified and the default action specified.

System action

The program terminates and a traceback or dump is issued, depending on the TERMTDACT run-time option. A return code of 3000 is returned.

Programmer response

None.

Symbolic Feedback Code

EDC5RH

EDC6002E **The raise() function was issued for the signal SIGSEGV.**

Explanation

The program has invoked the `raise()` function with the SIGSEGV signal specified and the default action specified.

System action

The program terminates and a traceback or dump is issued depending on the TERMTHDACT run-time option. A return code of 3000 is returned.

Programmer response

None.

Symbolic Feedback Code

EDC5RI

EDC6003E **The raise() function was issued for the signal SIGABND.**

Explanation

The program has invoked the `raise()` function with the SIGABND signal specified and the default action specified.

System action

The program terminates and a traceback or dump is issued depending on the TERMTHDACT run-time option. A return code of 3000 is returned.

Programmer response

None.

Symbolic Feedback Code

EDC5RJ

EDC6004E **The raise() function was issued for the signal SIGTERM.**

Explanation

The program has invoked the `raise()` function with the SIGTERM signal specified and the default action specified.

System action

The program terminates and a traceback or dump is issued depending on the TERMTHDACT run-time option. A return code of 3000 is returned.

Programmer response

None.

Symbolic Feedback Code

EDC5RK

EDC6005E **The raise() function was issued for the signal SIGINT.**

Explanation

The program has invoked the `raise()` function with the SIGINT signal specified and the default action specified.

System action

The program terminates and a traceback or dump is issued depending on the TERMTHDACT run-time option. A return code of 3000 is returned.

Programmer response

None.

Symbolic Feedback Code

EDC5RL

EDC6006E **The raise() function was issued for the signal SIGABRT.**

Explanation

The program has invoked the `raise()` function with the SIGABRT signal specified and the default action specified.

System action

The program terminates and a traceback or dump is issued, depending on the TERMTHDACT run-time option. A return code of 2000 is returned.

Programmer response

None.

Symbolic Feedback Code

EDC5RM

EDC6007E **The raise() function was issued for the signal SIGUSR1.**

Explanation

The program has invoked the `raise()` function with the SIGUSR1 signal specified and the default action specified.

System action

The program terminates and a traceback or dump is issued, depending on the TERMTHDACT run-time option. A return code of 3000 is returned.

Programmer response

None.

Symbolic Feedback Code

EDC5RN

EDC6008E **The raise() function was issued for the signal SIGUSR2.**

Explanation

The program has invoked the `raise()` function with the SIGUSR2 signal specified and the default action specified.

System action

The program terminates and a traceback or dump is issued, depending on the TERMTHDACT run-time option. A return code of 3000 is returned.

Programmer response

None.

Symbolic Feedback Code

EDC5RO

EDC6009E **The raise() function was issued for the signal SIGIOERR.**

Explanation

The program has invoked the `raise()` function with the SIGIOERR signal specified and the default action specified.

System action

The program terminates and a traceback or dump is issued, depending on the TERMTHDACT run-time option. A return code of 3000 is returned.

Programmer response

None.

Symbolic Feedback Code

EDC5RP

TCP/IP-Related Messages

To locate the TCP/IP callable functions, the *C Run-Time event handler* loads either the:

- LE/VSE C *TCP/IP Socket API Multiplexer* (phase \$EDCTCPM).
- Vendor-provided TCP/IP interface (phase \$EDTCPV).

If the phase cannot be loaded or the called TCP/IP function cannot be located, an error message will be issued to `stderr` and the application abends with CEE3322C U4039.

In case the IBM provided dummy TCP/IP function body is active, a message is written to `stderr`. This may be an additional indicator if the application does not react to the return code or does not check for `errno` respective `h_errno`.

EDCT001S **Unable to load phase \$EDTCPV or phase \$EDCTCPM.**

Explanation

The TCP/IP Socket API Multiplexer, IBM provided dummy phase, or TCP/IP-provided vendor phase

holding the TCP/IP function bodies could not be loaded.

System action

The application will be terminated.

Programmer response

Check if phase is available in a library contained in current LIBDEF chain, and check if sufficient space is available.

EDCT002S *xxxxxxxxx implementation not found.*

Explanation

TCP/IP interface does not contain the body of TCP/IP function *xxxxxxxxx*. If the phase was loaded successfully, this indicates a build error of the TCP/IP provider.

System action

The application will be terminated.

Programmer response

Check with your TCP/IP provider. The phase was not properly built.

EDCT003S *Unsupported C Run-Time function called.*

Explanation

An application program that has NOT been compiled and linked under VSE is running under LE/VSE. The application contains calls to C Run-Time functions that are not supported in the VSE environment.

System action

The application will be terminated.

Programmer response

The application must be changed so that the unsupported C Run-Time functions are no longer called. If you recompile the application using the C for VSE/ESA compiler and check the compiler error messages, you might be able to determine the function(s) that are not supported.

EDCT010S *Invalid SYSID value.*

Explanation

The value of the SYSID environment variable or the value of the // OPTION SYSPARM statement has an invalid value. Valid are numeric values from '00' to '99'.

Operator response

None.

Programmer response

Check the specification of the SYSID environment variable and the specification of the // OPTION SYSPARM statement. Valid are numeric values from '00' to '99'.

EDCT011S *Failed to load TCP/IP interface 'nnnnnnnn'.*

Explanation

The TCP/IP-provided vendor phase 'nnnnnnnn' containing the TCP/IP function bodies could not be loaded.

System action

Processing continues but further error messages may be issued.

Operator response

None.

Programmer response

Check if phase is available in a library contained in current LIBDEF chain. Also check if sufficient space is available.

EDCV001I *TCP/IP function xxxxxxxxx not implemented.*

Explanation

Application has called a TCP/IP function, that is not implemented by the vendor-provided programming interface. The IBM-provided dummy function is still active, which just issues this message and returns to the caller. Application is getting an appropriate return code and/or global error variable `errno` respective `h_errno` is set.

Operator response

None.

Programmer response

1. Check that your LIBDEF statement refers to the vendor-provided version of the TCP/IP interface (for example, phase \$EDCTCPV).
2. Avoid using this function with the TCP/IP version supplied by this vendor.

EDCV002I *Unexpected TCP/IP error code nnnn.*

Explanation

The TCP/IP product has returned the unexpected error code *nnnn*. The global error variable is set to EOPNOTSUPP.

Operator response

None.

Programmer response

Please contact your service representative.

EDCV020W *<This is a warning message sent from TCP/IP interface>.*

Explanation

One of various socket-related warning messages has been issued from the TCP/IP interface (for example, when reusing a socket).

Operator response

None.

Programmer response

Read the message text and check your programs for related problems (for example, if a socket has not been closed).

EDCV099I **Unable to issue EDCV001I to STDERR.**

Explanation

The TCP/IP interface (for example, phase \$EDCTCPV) tried to write message EDCV001 to `stderr`. This is not successful, therefore message EDCV099I is written to SYSLOG. Application is getting an appropriate return code and/or global error variable `errno` respective `h_errno` is set.

Operator response

None.

Programmer response

Check the standard stream `stderr` assignment. In case of further problems, check for the active TCP/IP interface, and contact the provider.

Chapter 11. PL/I Run-Time Messages

The following messages pertain to PL/I. Each message is followed by an explanation describing the condition that caused the message, a programmer response suggesting how you might prevent the message from occurring again, and a system action indicating how the system responds to the condition that caused the message.

The messages also contain a symbolic feedback code, which represents the first 8 bytes of a 12-byte condition token. You can think of the symbolic feedback code as the nickname for a condition. As such, the symbolic feedback code can be used in user-written condition handlers to screen for a given condition, even if it occurs at different locations in an application.

For a description of the format of PL/I run-time messages, see [“Interpreting Run-Time Messages” on page 21](#).

IBM0004S **The program terminated with user code= *user-code***

Explanation

The program terminated with a user code.

System action

The application is terminated.

Programmer response

Check your program documentation or the program source to determine the reason the code was issued.

Symbolic Feedback Code

IBM004

IBM0005S **The number of files, CONTROLLED variables, or fetched procedures exceeded the limit.**

Explanation

The total length of the pseudoregister vector for the program was more than 4096 bytes. Four bytes are used for each file constant, controlled variable, and fetched procedure.

System action

The application is terminated.

Programmer response

Modify the program so the pseudoregister vector does not exceed 4096 bytes by reducing the number of files or controlled variables used or by restructuring the program into several external procedures.

Symbolic Feedback Code

IBM005

IBM0006S **The program could not be executed because it did not have a main procedure.**

Explanation

There are two possible causes for this error:

- An attempt was made to run a program which contained one or more external PL/I procedures. None of the procedures had the MAIN or FETCHABLE option in the PROCEDURE statement.
- An attempt was made to FETCH a phase with entry PLISTART or CEESTART which contained one or more external PL/I procedures. None of the procedures had the MAIN or FETCHABLE option in the PROCEDURE statement.

System action

The application is terminated.

Programmer response

Ensure that the first external PL/I procedure to be invoked has the MAIN or FETCHABLE option in the PROCEDURE statement. When fetching a phase, follow the instructions on link-editing fetchable phases in [LE/VSE Programming Guide](#).

Symbolic Feedback Code

IBM006

IBM0018S **Error during implicit close of file *file-name*.**

Explanation

An error occurred attempting to implicitly close a record I/O file during program termination. The file may be corrupted or unusable. The possible error conditions are:

- TRANSMIT (if last operation was a LOCATE, or if the file has the attributes REGIONAL, SEQUENTIAL, and OUTPUT).
- I/O Sequence error.
- KEY condition for VSAM.
- Out of Space error (there was insufficient space remaining in the data set for CLOSE to either flush unwritten data or write an EOF marker).

System action

Program termination will continue.

Programmer response

Explicitly close the file (by coding a CLOSE statement) to obtain normal condition handling and run the program again. If an error still occurs during explicit close, take the recommended action for that error.

Symbolic Feedback Code

IBM00I

IBM0020S	ONCODE=600 The CONVERSION condition was raised by a SIGNAL statement.
-----------------	--

Explanation

The program contained a SIGNAL statement to raise the CONVERSION condition for which there was no associated ON-unit.

System action

The application is terminated.

Programmer response

Either remove the SIGNAL statement or include an ON-unit for the CONVERSION condition in the program.

Symbolic Feedback Code

IBM00K

IBM0021S	ONCODE= <i>oncode-value</i> The CONVERSION condition was
-----------------	---

raised because of unknown source attributes on input.

Explanation

The CONVERSION condition was raised within a GET LIST or GET DATA statement with the FILE option. The attributes of the source data could not be determined.

Example:

```
DCL (A,B) CHAR(14);
GET LIST(A,B);
```

where the input stream contained 'PIG'C, 'DOG'. The condition will be raised when the first item is encountered. The value for ONSOURCE would be: "'PIG'C", and value of ONCHAR would be: "C". The ONCODE associated with this message is 601.

System action

The application is terminated.

Programmer response

Include a suitable ON-unit in the program to monitor errors in the input data revealed by the CONVERSION condition. Use the ONSOURCE and ONCHAR built-in functions to identify the error and the ONSOURCE and ONCHAR pseudovariables to assign a valid value so the program can continue processing. Also, check the input data for correctness before rerunning the program.

Symbolic Feedback Code

IBM00L

IBM0022S	ONCODE= <i>oncode-value</i> The CONVERSION condition was raised because of unknown source attributes on input after the TRANSMIT condition was detected.
-----------------	---

Explanation

The CONVERSION condition was raised after an error caused the TRANSMIT condition to be raised. For an example of the conversion error, refer to the explanation given for message IBM0021. The ONCODE associated with this message is 602.

System action

The application is terminated.

Programmer response

Correct the transmit error. If the conversion error recurs after correcting the transmit error, refer to the steps for conversion errors in message IBM0021.

Symbolic Feedback Code

IBM00M

IBM0023S	ONCODE= <i>oncode-value</i> The CONVERSION condition was raised because of unknown source attributes.
-----------------	--

Explanation

The CONVERSION condition was raised within a GET LIST STRING or GET DATA STRING statement. For an example of the conversion error, refer to the explanation for message IBM0021.

System action

The application is terminated.

Programmer response

Follow the steps given for conversion errors in message IBM0021.

Symbolic Feedback Code

IBM00N

IBM0024S	ONCODE= <i>oncode-value</i> The CONVERSION condition was raised because a conversion error occurred using F-format on input.
-----------------	---

Explanation

An invalid character was detected in an F-format input field. The ONCODEs associated with this message are:

- 603—GET STRING statement
- 604—GET FILE statement

System action

The application is terminated.

Programmer response

Include a suitable ON-unit in the program to monitor errors in the input data that are revealed by the CONVERSION condition. Use the ONSOURCE and ONCHAR built-in functions to identify the error and the ONSOURCE and ONCHAR pseudovariables to assign

a valid numeric value so the program can continue processing. Also, ensure all input is in the correct format before running the program.

Symbolic Feedback Code

IBM00O

IBM0025S	ONCODE= <i>oncode-value</i> The CONVERSION condition was raised because a conversion error occurred using F-format on input after the TRANSMIT condition was detected.
-----------------	---

Explanation

An invalid character was detected in an F-format input field. A transmission error also occurred and may be the cause of the conversion error. The ONCODE associated with this message is 605.

System action

The application is terminated.

Programmer response

Correct the transmit error. If the conversion error recurs after correcting the transmit error, refer to the steps given for message IBM0024.

Symbolic Feedback Code

IBM00P

IBM0027S	ONCODE= <i>oncode-value</i> The CONVERSION condition was raised because a conversion error occurred using E-format on input.
-----------------	---

Explanation

An invalid character was detected in an E-format input field. The ONCODEs associated with this message are:

- 606—GET STRING statement
- 607—GET FILE statement

System action

The application is terminated.

Programmer response

Refer to the steps for conversion errors in message IBM0024. Use the ONSOURCE and ONCHAR built-in functions to identify the error, and the ONSOURCE and

ONCHAR pseudovariables to assign a valid value so the program can continue processing.

Symbolic Feedback Code

IBM00R

IBM0028S	ONCODE= <i>oncode-value</i> The CONVERSION condition was raised because a conversion error occurred using E-format on input after the TRANSMIT condition was detected.
-----------------	---

Explanation

An invalid character was detected in an E-format input field. A transmission error also occurred and may be the cause of the conversion error. The ONCODE associated with this message is 608.

System action

The application is terminated.

Programmer response

Correct the transmission error. If the conversion error recurs after correcting the transmission error, refer to the steps for message IBM0024.

Symbolic Feedback Code

IBM00S

IBM0029S	ONCODE= <i>oncode-value</i> The CONVERSION condition was raised because a conversion error occurred using B-format on input.
-----------------	---

Explanation

An invalid character was detected in a B-format input field. The ONCODEs associated with this message are:

- 609—GET STRING statement
- 610—GET FILE statement

System action

The application is terminated.

Programmer response

Include a suitable ON-unit in the program to monitor errors in the input data that are revealed by the CONVERSION condition. Use the ONSOURCE and ONCHAR built-in functions to identify the error and the

ONSOURCE and ONCHAR pseudovariables to assign a valid bit character so the program can continue processing. Also, ensure all input is in the correct format before running the program.

Symbolic Feedback Code

IBM00T

IBM0031S	ONCODE= <i>oncode-value</i> The CONVERSION condition was raised because a conversion error occurred using B-format on input after the TRANSMIT condition was detected.
-----------------	---

Explanation

An invalid character was detected in a B-format input field. A transmission error also occurred and may be the cause of the conversion error. The ONCODE associated with this message is 611.

System action

The application is terminated.

Programmer response

Correct the transmission error. If the conversion error recurs after correcting the transmission error, refer to the steps for message IBM0029.

Symbolic Feedback Code

IBM00V

IBM0032S	ONCODE= <i>oncode-value</i> The CONVERSION condition was raised because a conversion error occurred when converting a character string to an arithmetic value.
-----------------	---

Explanation

An invalid character was detected in a character string that was being converted to an arithmetic *data type*. The ONCODE associated with this message is 612.

System action

The application is terminated.

Programmer response

If the error is in the conversion of a PL/I source program constant or in the conversion of a character string created while the program is running, correct

the source program. Recompile and rerun the program. Use the ONSOURCE and ONCHAR built-in functions to identify the error, and the ONSOURCE and ONCHAR pseudovariables to assign a valid value so the program can continue processing.

Symbolic Feedback Code

IBM010

IBM0033S **ONCODE= *oncode-value* The CONVERSION condition was raised because a conversion error occurred when converting character to arithmetic on input or output.**

Explanation

A character which is invalid for conversion to an arithmetic form was detected in one of the following:

- An arithmetic constant in a list-directed or data-directed item
- A character constant being converted to an arithmetic form in a list-directed or data-directed item
- An A-format input field being converted to an arithmetic form

The ONCODE associated with this message is 613.

System action

The application is terminated.

Programmer response

Refer to the steps for message IBM0024.

Symbolic Feedback Code

IBM011

IBM0034S **ONCODE= *oncode-value* The CONVERSION condition was raised because a conversion error occurred when converting from character on input after the TRANSMIT condition was detected.**

Explanation

A character that is invalid for conversion to an arithmetic form was detected in one of the following:

- An arithmetic constant in a list-directed or data-directed input item

- A character constant being converted to an arithmetic form in a list-directed or data directed input item
- An A-format input field being converted to an arithmetic form

A transmission error also occurred and may be the cause of the conversion error. The ONCODE associated with this message is 614.

System action

The application is terminated.

Programmer response

Correct the transmission error. If the conversion error recurs after correcting the transmission error, refer to the steps for message IBM0024.

Symbolic Feedback Code

IBM012

IBM0035S **ONCODE= *oncode-value* The CONVERSION condition was raised because a conversion error occurred when converting from character to bit.**

Explanation

An invalid character was detected in a character string that was being converted to a bit string. The ONCODE associated with this message is 615.

System action

The application is terminated.

Programmer response

If the error is in the conversion of a program constant or in the conversion of a character string created while the program is running, correct the source program. Recompile and rerun the program. Use the ONSOURCE and ONCHAR built-in functions to identify the error, and the ONSOURCE and ONCHAR pseudovariables to assign a valid value so the program can continue processing.

Symbolic Feedback Code

IBM013

IBM0036S **ONCODE= *oncode-value* The CONVERSION condition was raised because a conversion**

error occurred when converting character to bit on input or output.

Explanation

A character other than 0 or 1 appeared in one of the following:

- A bit constant in a list-directed or data-directed item
- A character constant being converted to bit form in a list-directed or data-directed item
- An A-format input field being converted to bit form
- A B-format input field (excluding any leading or trailing blanks)

The ONCODE associated with this message is 616.

System action

The application is terminated.

Programmer response

Refer to the steps for message IBM0035.

Symbolic Feedback Code

IBM014

IBM0037S **ONCODE= *oncode-value* The CONVERSION condition was raised because a conversion error occurred when converting character to bit on input after the TRANSMIT condition was detected.**

Explanation

A character other than 0 or 1 appeared in one of the following:

- A bit constant in a list-directed or data-directed input item
- A character constant being converted to bit form in a list-directed or data-directed input item
- An A-format input field being converted to bit form
- A B-format input field (excluding any leading or trailing blanks)

A transmission error also occurred and may have caused the conversion error. The ONCODE associated with this message is 617.

System action

The application is terminated.

Programmer response

Correct the transmission error. If the conversion error recurs after correcting the transmission error, refer to the steps for message IBM0024.

Symbolic Feedback Code

IBM015

IBM0038S **ONCODE= *oncode-value* The CONVERSION condition was raised because a conversion error occurred when converting to a PICTURE character string.**

Explanation

A character that did not match the picture specification was detected in a conversion to a PICTURE character string. The ONCODE associated with this message is 618.

System action

The application is terminated.

Programmer response

Ensure the character string to be converted to a PICTURE character string matches the picture string specification. If necessary, use the ONSOURCE and ONCHAR built-in functions to identify the error and the ONSOURCE and ONCHAR pseudovariables to replace an erroneous character with a valid conversion character.

Symbolic Feedback Code

IBM016

IBM0039S **ONCODE= *oncode-value* The CONVERSION condition was raised because a conversion error occurred when converting to a PICTURE character string on input or output.**

Explanation

A character that did not match the picture specification was detected in a STREAM-oriented item that required conversion to a PICTURE character string. The ONCODE associated with this message is 619.

System action

The application is terminated.

Programmer response

Either ensure all input data to the program is in the correct format or refer to the steps for message IBM0038. These steps ensure the program has adequate error recovery facilities to process any invalid data found in its input and continue processing.

Symbolic Feedback Code

IBM017

IBM0040S	ONCODE= <i>oncode-value</i> The CONVERSION condition was raised because a conversion error occurred when converting to a PICTURE character string on input after the TRANSMIT condition was detected.
-----------------	--

Explanation

A character that did not match the picture specification was detected in a STREAM-oriented input item that required conversion to a PICTURE character string. A transmission error also occurred and may be the source of the conversion error. The ONCODE associated with this message is 620.

System action

The application is terminated.

Programmer response

Correct the transmission error. If the conversion error recurs after correcting the transmission error, refer to the steps for message IBM0039.

Symbolic Feedback Code

IBM018

IBM0042S	ONCODE= <i>oncode-value</i> The CONVERSION condition was raised because a conversion error occurred when converting from PICTURE format on input.
-----------------	--

Explanation

An edit-directed PICTURE format input item contained a character that did not match the picture specification. The ONCODEs associated with this message are:

- 621—GET STRING statement
- 622—GET FILE statement

System action

The application is terminated.

Programmer response

Either ensure all input data to the program is in the correct format before running the program or use the program to check the data. If necessary, use the ONSOURCE and ONCHAR built-in functions to identify the error and the ONSOURCE and ONCHAR pseudovariables to replace an erroneous character with a character valid for conversion.

Symbolic Feedback Code

IBM01A

IBM0043S	ONCODE= <i>oncode-value</i> The CONVERSION condition was raised because a conversion error occurred when converting from a PICTURE format on input after the TRANSMIT condition was detected.
-----------------	--

Explanation

An invalid character was detected in a PICTURE format input field. A transmission error also occurred and may be the cause of conversion error. The ONCODE associated with this message is 623.

System action

The application is terminated.

Programmer response

Correct the transmission error.

Programmer response

If the conversion error recurs after correcting the transmission error, refer to the steps for message IBM0042.

Symbolic Feedback Code

IBM01B

IBM0045S	ONCODE= <i>oncode-value</i> The CONVERSION condition was raised because a conversion error occurred when converting from PICTURE format on input.
-----------------	--

Explanation

An invalid character was detected in a PICTURE format input item. The ONCODE associated with this message is 625.

System action

The application is terminated.

Programmer response

Either ensure all input data to the program is in the correct format before running the program or use the program to check the data. If necessary, use the ONSOURCE and ONCHAR built-in functions to identify the error and the ONSOURCE and ONCHAR pseudovariables to replace an erroneous character with a valid conversion character.

Symbolic Feedback Code

IBM01D

IBM0046S	ONCODE= <i>oncode-value</i> The CONVERSION condition was raised because a conversion error occurred when converting from PICTURE format on input after the TRANSMIT condition was detected.
-----------------	--

Explanation

An invalid character was detected in a PICTURE format input item. A transmission error also occurred and may be the cause of the conversion error. The ONCODE associated with this message is 626.

System action

The application is terminated.

Programmer response

Correct the transmission error. If the conversion error recurs after correcting the transmission error, refer to the steps for message IBM0045.

Symbolic Feedback Code

IBM01E

IBM0047S	ONCODE= <i>oncode-value</i> The CONVERSION condition was raised because a graphic or mixed character string was encountered in a non-graphic environment.
-----------------	--

Explanation

A graphic ('G') or mixed ('M') string was used as a data value in the expression for the STRING option of a GET statement. The ONCODE associated with this message is 627.

System action

The application is terminated.

Programmer response

Remove the graphic or mixed string from the expression.

Symbolic Feedback Code

IBM01F

IBM0048S	ONCODE= <i>oncode-value</i> The CONVERSION condition was raised because a graphic or mixed character string was encountered in a non-graphic environment on input.
-----------------	---

Explanation

A graphic ('G') or mixed ('M') string was detected in an input file that was not declared with the GRAPHIC option in the ENVIRONMENT attribute. The ONCODE associated with this message is 628.

System action

The application is terminated.

Programmer response

Specify the GRAPHIC option for a file that contains graphic or mixed character strings.

Symbolic Feedback Code

IBM01G

IBM0049S	ONCODE= <i>oncode-value</i> The CONVERSION condition was raised because a graphic or mixed character string was encountered in a non-graphic environment on input after the TRANSMIT condition was detected.
-----------------	---

Explanation

The CONVERSION condition was raised after an error caused the TRANSMIT condition to be raised. For

an example of the conversion error, refer to the explanation for message IBM0048. The ONCODE associated with this message is 629.

System action

The application is terminated.

Programmer response

Correct the transmission error. If the conversion error recurs after correcting the transmission error, refer to the steps for message IBM0048.

Symbolic Feedback Code

IBM01H

IBM0053S	ONCODE=633 The CONVERSION condition was raised because an invalid character was detected in an X, BX, or GX string constant.
-----------------	---

Explanation

A character other than a hexadecimal character was detected. Only hexadecimal characters (0–9, a–f, A–F) are allowed in X, BX, and GX string constants. The ONCODE associated with this message is 633.

System action

The application is terminated.

Programmer response

Include a suitable ON-unit in the program to monitor errors in the input data that are revealed by the CONVERSION condition. Use the ONSOURCE and ONCHAR built-in functions to identify the error and the ONSOURCE and ONCHAR pseudovariables to assign a valid hexadecimal character so the program can continue processing. Also ensure all input is in the correct format before executing the program.

Symbolic Feedback Code

IBM01L

IBM0054S	ONCODE=634 The CONVERSION condition was raised because an invalid character was detected in an X, BX, or GX string constant on input.
-----------------	--

Explanation

A character other than a hexadecimal character was detected. Only hexadecimal characters (0–9, a–f, A–F)

are allowed in X, BX, and GX string constants. The ONCODE associated with this message is 634.

System action

The application is terminated.

Programmer response

Include a suitable ON-unit in the program to monitor errors in the input data that are revealed by the CONVERSION condition. Use the ONSOURCE and ONCHAR built-in functions to identify the error and the ONSOURCE and ONCHAR pseudovariables to assign a valid hexadecimal character so the program can continue processing. Also, ensure all input is in the correct format before executing the program.

Symbolic Feedback Code

IBM01M

IBM0055S	ONCODE=635 The CONVERSION condition was raised because an invalid character was detected in an X, BX, or GX string constant on input after the TRANSMIT condition was detected.
-----------------	--

Explanation

A character other than a hexadecimal character was detected. Only hexadecimal characters (0–9, a–f, A–F) are allowed in X, BX, and GX string constants. A transmission error also occurred and may be the source of the conversion error.

System action

The application is terminated.

Programmer response

Correct the transmission error. If the conversion error recurs after correcting the transmission error, refer to the steps for message IBM0054.

Symbolic Feedback Code

IBM01N

IBM0056S	ONCODE=0636 The CONVERSION condition was raised because a graphic string contained an invalid character.
-----------------	---

Explanation

This condition was raised by the GRAPHIC built-in function. The source was a graphic (DBCS) string and a shift character was detected in it.

System action

The application is terminated.

Programmer response

Remove the shift characters from the graphic (DBCS) string. ONSOURCE and ONCHAR pseudovariables cannot be used to assign a new value to the string. ERROR is raised if retry is attempted.

Symbolic Feedback Code

IBM010

IBM0059S	ONCODE=639 The CONVERSION condition was raised because a mixed character string contained an invalid character.
-----------------	--

Explanation

This condition was raised by the GRAPHIC built-in function. One of the following rules for mixed constants was broken:

- SBCS portions of the constant cannot contain a shift-in.
- Neither byte of a DBCS character can contain a shift code.

Note: In mixed character strings, a shift-in following a DBCS character or following a shift-out causes a transition to single-byte mode. It is impossible for the first byte of a DBCS character in a mixed character string to contain a shift-in.

System action

The application is terminated.

Programmer response

Ensure mixed character strings contain balanced, unnested shift-out/shift-in pairs. The MPSTR built-in function can be used to check shift-out/shift-in pairs. ONSOURCE and ONCHAR pseudovariables cannot be used to assign a new value to the string. ERROR is raised if retry is attempted.

Symbolic Feedback Code

IBM01R

IBM0100W	ONCODE= <i>oncode-value</i> The NAME condition was raised by a SIGNAL statement (<i>FILE=</i> or <i>ONFILE= file-name</i>).
-----------------	--

Explanation

The program contained a SIGNAL statement to raise the NAME condition for which there was no associated ON-unit. The ONCODE associated with this message is 10.

System action

Execution continues with the next sequential statement.

Programmer response

Either remove the SIGNAL statement or include an ON-unit for the NAME condition in the program.

Symbolic Feedback Code

IBM034

IBM0101W	ONCODE= <i>oncode-value</i> The NAME condition was raised because an invalid element-variable in a STREAM item was encountered during a GET FILE DATA statement (<i>FILE=</i> or <i>ONFILE= file-name</i>).
-----------------	--

Explanation

One of the following conditions was detected:

- An identifier in the input stream had no counterpart in the data list of the GET statement, or the GET statement had no data list and an unknown identifier was encountered in the stream.
- Invalid blank characters were found within an identifier in the input stream.
- The name field or part of a qualified name was omitted.
- There were more than 256 characters in a fully qualified name.
- Blanks were found within an array subscript other than between the optional sign and the decimal digits.
- An array subscript was missing or indicated too many dimensions.
- A value in a subscript was not a decimal digit.
- The subscript was beyond the declared range of subscripts for a particular array.

- The left parenthesis was missing after the name of an array.
- A character other than '=' or a blank was found after a right parenthesis that delimits an array subscript in the input stream.
- The end-of-file or a nonblank delimiter was found before '=' in an item in the input stream.

System action

The incorrect data field is ignored and execution of the GET statement continues.

Programmer response

Use the DATAFIELD built-in function in a NAME ON-unit to obtain the invalid data item.

Symbolic Feedback Code

IBM035

IBM0120S **ONCODE= *oncode-value* The RECORD condition was raised by a SIGNAL statement. (FILE= or ONFILE= *file-name*).**

Explanation

The program contained a SIGNAL statement to raise the RECORD condition for which there was no associated ON-unit.

System action

The application is terminated.

Programmer response

Supply an ON-unit for the RECORD condition or remove the SIGNAL statement.

Symbolic Feedback Code

IBM030

IBM0121S **ONCODE= *oncode-value* The RECORD condition was raised because the length of the record variable was less than the record length (FILE= or ONFILE= *file-name*).**

Explanation

This message was produced for records that were longer than the associated PL/I variable.

1. For a READ statement, the record was truncated to the length of the variable in the INTO option.
2. For a LOCATE statement (F-format records only), a buffer was not allocated.
3. For a WRITE statement (F-format records only), the record was transmitted with the appropriate number of padding bytes added to equal the length of the record on the data set. The contents of the padding bytes were undefined.
4. For a REWRITE statement, the record was replaced by the shorter record with the appropriate number of padding bytes added to equal the length of the record on the data set. The contents of the padding bytes were undefined.

System action

The application is terminated.

Programmer response

Either supply an ON-unit for the RECORD condition so the program can continue running, or modify the program to make the length of the record variable the same as the length of the records on the data set. Refer to the language reference manual for this compiler for details of how such records are handled when the RECORD condition is raised.

Symbolic Feedback Code

IBM03P

IBM0122S **ONCODE= *oncode-value* The RECORD condition was raised because the length of the record variable was greater than the record length (FILE= or ONFILE= *file-name*).**

Explanation

This message was produced for records that were shorter than the associated PL/I variable.

1. For the READ statement using F-format records and a fixed-length variable in the INTO option, the excess bytes in the variable were undefined.
2. For a LOCATE statement, where the maximum length of the records was less than the length of the PL/I variable, the buffer was not allocated.
3. For a WRITE statement, the variable in the FROM option was longer than the maximum length of the records, and was truncated to the maximum record length.

4. For a REWRITE statement, the variable in the FROM option was longer than the record it was to replace, and was truncated to the length of this record.

System action

The application is terminated.

Programmer response

Either supply an ON-unit for the RECORD condition so the program can continue running, or modify the program to make the length of the record variable the same as the length of the records on the data set. Refer to the language reference manual for this compiler for details of how such records are handled when the RECORD condition is raised.

Symbolic Feedback Code

IBM03Q

IBM0123S **ONCODE= *oncode-value* The RECORD condition was raised because the WRITE or LOCATE variable had a zero length (*FILE=* or *ONFILE= file-name*).**

Explanation

A WRITE or REWRITE statement attempted to transmit a record variable of zero length, or a LOCATE statement attempted to obtain buffer space for a zero-length record variable.

System action

The application is terminated.

Programmer response

Ensure the varying-length string used as a record variable is not a null string when the WRITE, REWRITE or LOCATE statement is run.

Symbolic Feedback Code

IBM03R

IBM0124S **ONCODE= *oncode-value* The RECORD condition was raised because a zero length record was read from a regional data set (*FILE=* or *ONFILE= file-name*).**

Explanation

A record of zero length was read from a regional data set associated with a DIRECT file. A zero-length record on a direct-access device indicates the end of the data set. However, this message is generated only if the data set was created incorrectly. The ONCODE associated with this message is 24.

System action

The application is terminated.

Programmer response

Ensure the data set is created correctly as a regional data set. If necessary, recreate the data set and ensure the record is accessed with a valid key.

Symbolic Feedback Code

IBM03S

IBM0125S **ONCODE= *oncode-value* The RECORD condition was raised because a WRITE or LOCATE area was too short to contain the embedded string (*FILE=* or *ONFILE= file-name*).**

Explanation

A record variable was too short to contain the data set embedded key. Either a WRITE or REWRITE statement attempted to transmit the record variable or a LOCATE statement attempted to allocate buffer space for the record variable. For a WRITE or REWRITE statement, no transmission takes place. For a LOCATE statement, a buffer is not allocated.

System action

The application is terminated.

Programmer response

Ensure the record variable is long enough to contain the data set embedded key and the key is valid.

Symbolic Feedback Code

IBM03T

IBM0140S **ONCODE= *oncode-value* The TRANSMIT condition was raised by a SIGNAL statement (*FILE=* or *ONFILE= file-name*).**

Explanation

The program contained a SIGNAL statement to raise the TRANSMIT condition for which there was no associated ON-unit. The ONCODE associated with this message is 40.

System action

The application is terminated.

Programmer response

Either remove the SIGNAL statement or include an ON-unit for the TRANSMIT condition in the program.

Symbolic Feedback Code

IBM04C

IBM0141S	ONCODE= <i>oncode-value</i> The TRANSMIT condition was raised because of an uncorrectable error in output (FILE= or ONFILE= file-name).
-----------------	--

Explanation

Data management routines detected an uncorrectable error while transmitting output data between main storage and an external storage device. The condition was raised on the completion of a WRITE, REWRITE, PUT, or LOCATE statement. For BUFFERED files, this condition can be raised only after executing several I/O statements following the processing of an OUTPUT file. Processing of an UPDATE file can continue. The ONCODE associated with this message is 41.

System action

The application is terminated.

Programmer response

If the error recurs, obtain a dump of the output buffer areas by using PLIDUMP in a TRANSMIT ON-unit. See *IBM PL/I for VSE/ESA Programming Guide* for details of PLIDUMP. The resultant output, together with all relevant listings and data sets, should be preserved for later study by IBM.

Symbolic Feedback Code

IBM04D

IBM0142S	ONCODE= <i>oncode-value</i> The TRANSMIT condition was raised because of an uncorrectable error
-----------------	--

in input (FILE= or ONFILE= file-name).

Explanation

Data management routines detected an uncorrectable error while transmitting input data between main storage and an external storage device. If the block contains VS-format records, the error is raised once only for the block. Otherwise, the condition is raised on the completion of a READ or REWRITE statement for each record in the block that contains the error and for every item transmitted by GET statements from a block that contains the error. The contents of the record or data item are undefined. However, processing of subsequent records in the input file can be continued. The ONCODE associated with this message is 42.

System action

The application is terminated.

Programmer response

If the error recurs, obtain a dump of the input/output buffers by using PLIDUMP in a TRANSMIT ON-unit. See *IBM PL/I for VSE/ESA Programming Guide* for details of PLIDUMP. Save the PLIDUMP output and all relevant listings and data sets for later study by IBM.

Symbolic Feedback Code

IBM04E

IBM0144S	ONCODE= <i>oncode-value</i> The TRANSMIT condition was raised because of a write error in the index set (FILE= or ONFILE= file-name).
-----------------	--

Explanation

Data management detected a physical error while attempting to write on the index set of a VSAM KSDS. The condition is raised on the completion of a WRITE, REWRITE, LOCATE or DELETE statement. No further processing of an OUTPUT file can occur. Processing of an UPDATE file can continue. The ONCODE associated with this message is 43.

System action

The application is terminated.

Programmer response

Check the DASD on which the data set is being written for errors.

Symbolic Feedback Code

IBM04G

IBM0145S **ONCODE= *oncode-value* The TRANSMIT condition was raised because of a read error in the index set (*FILE=* or *ONFILE= file-name*).**

Explanation

Data management detected a physical error while attempting to read from the index set of a VSAM KSDS. The condition is raised on the completion of a READ, WRITE, REWRITE, LOCATE or DELETE statement. No further processing of an OUTPUT file can occur. Processing of an UPDATE file can continue. If the error occurs on a READ statement, no data is transferred to the record variable. For sequential access, data set positioning can be lost, causing a subsequent READ without KEY to raise ERROR. Refer to message IBM0831 for information on sequential access errors. The ONCODE associated with this message is 44.

System action

The application is terminated.

Programmer response

Check the DASD on which the data set resides for errors. If more research is required, consult with the system programmer.

Symbolic Feedback Code

IBM04H

IBM0146S **ONCODE= *oncode-value* The TRANSMIT condition was raised because of a write error in the sequence set (*FILE=* or *ONFILE= file-name*).**

Explanation

Data management detected a physical error while attempting to write on the sequence set of a VSAM KSDS. The condition is raised on the completion of a WRITE, REWRITE, LOCATE or DELETE statement. No further processing of an OUTPUT file can occur. Processing of an UPDATE file can continue. The ONCODE associated with this message is 45.

System action

The application is terminated.

Programmer response

Check the DASD on which the data set is being written for error. Also, consult with the system programmer.

Symbolic Feedback Code

IBM04I

IBM0147S **ONCODE= *oncode-value* The TRANSMIT condition was raised because of a read error in the sequence set (*FILE=* or *ONFILE= file-name*).**

Explanation

Data management detected a physical error while attempting to read from the sequence set of a VSAM KSDS. The condition is raised on the completion of a READ, WRITE, REWRITE, LOCATE or DELETE statement. No further processing of an OUTPUT file can occur. Processing of an UPDATE file can continue. If the error occurs on a READ statement, no data is transferred to the record variable. For sequential access, data set positioning can be lost, causing a subsequent READ without KEY to raise ERROR. Refer to message IBM0831 for sequential access errors. The ONCODE associated with this message is 46.

System action

The application is terminated.

Programmer response

Check the DASD on which the data set resides for errors. Also, consult with the system programmer.

Symbolic Feedback Code

IBM04J

IBM0148S **ONCODE= *oncode-value* The TRANSMIT condition was raised because a wrong-length record error occurred during input (*FILE=* or *ONFILE= file-name*).**

Explanation

Data management routines have detected that the length of the transmitted block was not the same as the specified block size for the file. If the length of the block was greater than the specified block size, the

data read into the file buffer will have been truncated. Note that the wrong-length record condition will not be raised in the following circumstances:

- For undefined format records (except for long blocks read from tape)
- For variable format records where a short block was read
- For blocked fixed format records where a short block was read and the length is a multiple of the record size.

The ONCODE associated with this message is 42.

System action

The application is terminated.

Programmer response

Ensure that the blocksize and record size specified are correct for the data set. For variable format files the blocksize must be at least as large as the largest block in the data set (including record and block descriptor words). If the program is not in error then examine the data set for unexpected blocks of the wrong length. This may be the case, for example, if the data set was created with a file format different from that with which it is being read.

Symbolic Feedback Code

IBM04K

IBM0149S **ONCODE= *oncode-value* The TRANSMIT condition was raised because of an error assembling record segments during input (FILE= or ONFILE= file-name).**

Explanation

PL/I routines have detected an error while assembling the segments of a spanned data record. One of the following errors was detected:

- An unexpected segment sequence was encountered. The segments in a spanned record file must follow a logical sequence based on the segment type. For example, a "begin" segment can only be followed by a "middle" segment or an "end" segment, and never by a "complete" segment or another "begin" segment. For all sequence errors PL/I will skip segments until a "complete" segment or a "begin" segment is found (which may be the segment at which the sequence error was detected). The skipped segments are discarded.
- The block descriptor word length did not match the length of the physical block. PL/I completed

processing for the error record by using the physical block length in place of the block descriptor word block length. If the program handles the error and attempts to continue processing further errors may occur if segments within the block are not internally consistent.

- The length indicated in a segment descriptor word extended past the end of the current block. PL/I continues processing the error record by truncating the segment at the end of the physical block.
- The length indicated in a block or segment descriptor word was too small (less than four for a SDW or less than eight for a BDW). If the program handles the error and attempts to continue, processing will recommence at the start of the next block. In this case the data in the record variable is unchanged.

The ONCODE associated with this message is 42.

System action

The application is terminated.

Programmer response

Examine the data set for incorrect spanned record data. It is possible to read the data set by coding a TRANSMIT on-unit to handle the error and continuing to read the data set. However, data included in invalid blocks or segments may not be available to the program.

Symbolic Feedback Code

IBM04L

IBM0160S **ONCODE= *oncode-value* The KEY condition was raised by a SIGNAL statement (FILE= or ONFILE= file-name).**

Explanation

The program contained a SIGNAL statement to raise the KEY condition for which there was no associated ON-unit. The ONCODE associated with this message is 50.

System action

The application is terminated.

Programmer response

Either remove the SIGNAL statement or include an ON-unit for the KEY condition in the program.

Symbolic Feedback Code

IBM050

IBM0161S **ONCODE= *oncode-value* The KEY condition was raised because the specified key could not be found (FILE= or ONFILE= *file-name*).**

Explanation

A READ, REWRITE or DELETE statement specified a recorded key which could not be found on the data set. In the case of an INDEXED data set, the key in error was either higher than the highest level index or the record was not in the prime area or the overflow areas of the data set. In the case of a DIRECT file associated with a data set with REGIONAL organization, the key in error was not in the specified region. The ONCODE associated with this message is 51.

System action

The application is terminated.

Programmer response

Determine why the key was incorrect and modify the program or the data set to correct the error. Use of the ONKEY built-in function in a KEY ON-unit will aid in determining the value of the erroneous key.

Symbolic Feedback Code

IBM051

IBM0162S **ONCODE= *oncode-value* The KEY condition was raised because the specified key was already in use in data set (FILE= or ONFILE= *file-name*).**

Explanation

In the case of data set with INDEXED organization, an attempt was made to transmit a keyed record to a data set that already held a record with the same key. In the case of a data set with REGIONAL(1) or REGIONAL(2) organization that was being created sequentially, an attempt was made to transmit a record to a region that already contains a record. The ONCODE associated with this message is 52.

System action

The application is terminated.

Programmer response

Either check the validity of the data that is being processed before running the program or use the program to check the data. Use of the ONKEY built-in function in a KEY ON-unit can aid in identifying an erroneous key, correcting it, and allowing processing to continue normally.

Symbolic Feedback Code

IBM052

IBM0163S **ONCODE= *oncode-value* The KEY condition was raised because the specified key was less than the value of the previous key (FILE= or ONFILE= *file-name*).**

Explanation

A key with a value that was less than the value of the preceding key was detected during the creation or extension of an INDEXED or REGIONAL SEQUENTIAL data set. The ONCODE associated with this message is 53.

System action

The application is terminated.

Programmer response

Ensure the records written onto an INDEXED or REGIONAL data set that is being created or extended are in the correct ascending key sequence order. Also, use a KEY ON-unit to comment on the error and, where possible, allow processing to continue normally.

Symbolic Feedback Code

IBM053

IBM0164S **ONCODE= *oncode-value* The KEY condition was raised because the specified key could not be converted to valid data (FILE= or ONFILE= *file-name*).**

Explanation

A WRITE, READ, REWRITE, DELETE or LOCATE statement for a REGIONAL data set specified a key with an invalid character-string value. Invalid values consist entirely of blanks, contain characters other than 0-9, or a have blank as part of the region number. The ONCODE associated with this message is 54.

System action

The application is terminated.

Programmer response

Ensure the key is in the correct format. If necessary, use the ONKEY built-in function in a KEY ON-unit to identify the erroneous key. The ON-unit can be used to report any such errors and allow processing to continue. Records associated with the erroneous keys can be transmitted in a subsequent run if the keys have been corrected.

Symbolic Feedback Code

IBM054

IBM0165S	ONCODE= <i>oncode-value</i> The KEY condition was raised because the specified key was invalid (<i>FILE=</i> or <i>ONFILE= file-name</i>).
-----------------	---

Explanation

For an INDEXED data set, either the KEY or the KEYFROM expression was a null string or an attempt was made to rewrite a record with the embedded key of the replacement record not equal to the record to be overwritten. For a REGIONAL data set, the key specified was a null string or a string commencing with '11111111'B. The ONCODE associated with this message is 55.

System action

The application is terminated.

Programmer response

Refer to the steps for message IBM0165.

Symbolic Feedback Code

IBM055

IBM0166S	ONCODE= <i>oncode-value</i> The KEY condition was raised because the key specifies a position outside the Regional data set (<i>FILE=</i> or <i>ONFILE= file-name</i>).
-----------------	--

Explanation

A WRITE, READ, REWRITE or DELETE statement specified a key whose relative record or track value exceeded the number of records or tracks respectively for the REGIONAL data set. The ONCODE associated with this message is 56.

System action

The application is terminated.

Programmer response

Refer to the steps for message IBM0164.

Symbolic Feedback Code

IBM056

IBM0167S	ONCODE= <i>oncode-value</i> The KEY condition was raised because space was not available to add a keyed record (<i>FILE=</i> or <i>ONFILE= file-name</i>).
-----------------	---

Explanation

For a SEQUENTIAL file associated with an INDEXED data set, an attempt was made to write or locate a record during the creation or extension of such a data set when the space allocated to the data set was full. For a DIRECT file associated with an INDEXED data set, space in overflow areas was unable to accept the overflow record. This was caused by the insertion of a new record by a WRITE statement. For a DIRECT file associated with a REGIONAL data set, space was unavailable to add the record in the specified region. Note that the data set is not necessarily full. The ONCODE associated with this message is 57.

System action

The application is terminated.

Programmer response

Use the ONKEY built-in function to identify the key value that caused the error. If the key is in error, correct it and continue the job from the point reached when the error occurred. If the key is correct, organize the data set so the rejected record can be accessed.

Symbolic Feedback Code

IBM057

IBM0168S	ONCODE= <i>oncode-value</i> The KEY condition was raised because the KEYFROM value was outside the KEYRANGE(s) defined for the data set (<i>FILE=</i> or <i>ONFILE= file-name</i>).
-----------------	--

Explanation

A WRITE or LOCATE statement specified a key with a value outside the key ranges defined for the data

set (VSAM KSDS). The ONCODE associated with this message is 58.

System action

The application is terminated.

Programmer response

Use the ONKEY built-in function to identify the key value that caused the error and correct the program.

Symbolic Feedback Code

IBM058

IBM0180S	ONCODE= <i>oncode-value</i> The ENDFILE condition was raised by a SIGNAL statement (<i>FILE=</i> or <i>ONFILE= file-name</i>).
-----------------	---

Explanation

The program contained a SIGNAL statement to raise the ENDFILE condition for which there was no associated ON-unit. The ONCODE associated with this message is 70.

System action

The application is terminated.

Programmer response

Either remove the SIGNAL statement or include an ON-unit for the ENDFILE condition in the program.

Symbolic Feedback Code

IBM05K

IBM0181S	ONCODE= <i>oncode-value</i> The ENDFILE condition was raised (<i>FILE=</i> or <i>ONFILE= file-name</i>).
-----------------	---

Explanation

The end of an input file was detected. The ONCODE associated with this message is 70.

System action

The application is terminated.

Programmer response

Include an ON-unit for the ENDFILE condition for each input file in the program to handle the end-of-file processing.

Symbolic Feedback Code

IBM05L

IBM0182S	ONCODE= <i>oncode-value</i> The ENDFILE condition was raised because an end-of-file was previously encountered in STREAM input (<i>FILE=</i> or <i>ONFILE= file-name</i>).
-----------------	---

Explanation

The ENDFILE condition was raised when the file mark was encountered but an attempt was made to read beyond the end of the file. Either an ENDFILE ON-unit was run and an attempt was made to read the file or the end-of-file mark was encountered between items in the data list of the current GET statement. The ONCODE associated with this message is 70.

System action

The application is terminated.

Programmer response

If the program contains an ENDFILE ON-unit, ensure the program does not attempt to read the file after the ENDFILE condition is raised. If the error occurred while a GET statement with two or more items in the data list is running, ensure the GET statement can complete by providing sufficient data items before the end-of-file mark is encountered.

Symbolic Feedback Code

IBM05M

IBM0190W	The ENDPAGE condition was raised by a SIGNAL statement.
-----------------	--

Explanation

The program contained a SIGNAL statement to raise the ENDPAGE condition. The message for this condition is never issued by PL/I.

System action

None.

Programmer response

None.

Symbolic Feedback Code

IBM05U

IBM0191W **The ENDPAGE condition was raised.**

Explanation

A PUT statement resulted in an attempt to start a new line beyond the limit specified for the current page. The message for this condition is never issued by PL/I.

System action

None.

Programmer response

None.

Symbolic Feedback Code

IBM05V

IBM0195W **The PENDING condition was raised by a SIGNAL statement.**

Explanation

The program contained a SIGNAL statement to raise the PENDING condition. The message for this condition is never issued by PL/I.

System action

None.

Programmer response

None.

Symbolic Feedback Code

IBM063

IBM0196W **The PENDING condition was raised.**

Explanation

An attempt was made to read a record for a TRANSIENT INPUT file that was temporarily unavailable. The message for this condition is never issued by PL/I.

System action

None.

Programmer response

None.

Symbolic Feedback Code

IBM064

IBM0200S **ONCODE= *oncode-value* The UNDEFINEDFILE condition was raised by a SIGNAL statement (*FILE=* or *ONFILE= file-name*).**

Explanation

The program contained a SIGNAL statement to raise the UNDEFINEDFILE condition for which there was no associated ON-unit. The ONCODE associated with this message is 80.

System action

The application is terminated.

Programmer response

Either remove the SIGNAL statement or include an ON-unit for the UNDEFINEDFILE condition in the program.

Symbolic Feedback Code

IBM068

IBM0201S **ONCODE=81 The UNDEFINEDFILE condition was raised because of conflicting DECLARE and OPEN attributes (*FILE=* or *ONFILE= file-name*).**

Explanation

An attribute in an OPEN statement conflicted with an attribute in a DECLARE statement. The attributes may have been written explicitly or implied by other attributes. For example, DIRECT implies KEYED. Also, some RECORD input/output statements imply file attributes in an implicit OPEN statement. For example, LOCATE implies RECORD OUTPUT BUFFERED SEQUENTIAL. Conflicting attributes are:

BACKWARDS

STREAM, OUTPUT/UPDATE, DIRECT, KEYED, EXCLUSIVE, PRINT, TRANSIENT

BUFFERED

STREAM, UNBUFFERED, PRINT

DIRECT

STREAM, SEQUENTIAL, BACKWARDS, PRINT, TRANSIENT

EXCLUSIVE

STREAM, INPUT/OUTPUT, SEQUENTIAL, BACKWARDS, PRINT, TRANSIENT

INPUT

OUTPUT/UPDATE, EXCLUSIVE, PRINT

KEYED

STREAM, BACKWARDS, PRINT

OUTPUT

INPUT/UPDATE, EXCLUSIVE, BACKWARDS

PRINT

RECORD, INPUT/UPDATE, DIRECT/SEQUENTIAL,
BUFFERED/UNBUFFERED, KEYED, EXCLUSIVE,
BACKWARDS, TRANSIENT

RECORD

STREAM, PRINT

SEQUENTIAL

STREAM, DIRECT, EXCLUSIVE, PRINT, TRANSIENT

STREAM

RECORD, UPDATE, DIRECT/SEQUENTIAL,
BUFFERED/UNBUFFERED, KEYED, EXCLUSIVE,
BACKWARDS, TRANSIENT

TRANSIENT

STREAM, UPDATE, DIRECT/SEQUENTIAL,
EXCLUSIVE, BACKWARDS, PRINT

UNBUFFERED

STREAM, BUFFERED, PRINT

UPDATE

STREAM, INPUT/OUTPUT, BACKWARDS, PRINT,
TRANSIENT

System action

The application is terminated.

Programmer response

Ensure the attributes specified on the DECLARE statement are compatible with the attributes specified on the OPEN statement.

Symbolic Feedback Code

IBM069

IBM0202S	ONCODE= <i>oncode-value</i> The UNDEFINEDFILE condition was raised because the device type conflicted with file attributes (FILE= or ONFILE= file-name).
-----------------	---

Explanation

A conflict between the device type and the file attributes was detected. For example, a file with the UPDATE attribute cannot be associated with a paper tape reader, a printer, or a magnetic-tape device. The ONCODE associated with this message is 82.

System action

The application is terminated.

Programmer response

Ensure the device type and the file attributes are compatible.

Symbolic Feedback Code

IBM06A

IBM0203S	ONCODE= <i>oncode-value</i> The UNDEFINEDFILE condition was raised because the BLOCKSIZE was not specified (FILE= or ONFILE= file-name).
-----------------	---

Explanation

The blocksize for an output file was not specified. For an output file, the blocksize must be specified in either the ENVIRONMENT attribute or in the DLBL job control statement. The ONCODE associated with this message is 83.

System action

The application is terminated.

Programmer response

For output files, ensure the block size is specified. For input files, ensure the block size is valid.

Symbolic Feedback Code

IBM06B

IBM0204S	ONCODE= <i>oncode-value</i> The UNDEFINEDFILE condition was raised because a DLBL statement was not used for (FILE= or ONFILE= file-name).
-----------------	---

Explanation

The job stream for a file did not contain a DLBL statement. The job stream must contain a DLBL statement, with a file ID that is either the name of the file (if the TITLE option is not specified) or the name provided by the TITLE option. The ONCODE associated with this message is 84.

System action

The application is terminated.

Programmer response

Specify a DLBL statement to associate the file with a physical data set.

Symbolic Feedback Code

IBM06C

IBM0205S **ONCODE= *oncode-value* The UNDEFINEDFILE condition was raised because of an I/O error—the Regional data set could not be formatted (*FILE=* or *ONFILE= file-name*).**

Explanation

An I/O error prevented the data set from being formatted correctly. When a REGIONAL data set is opened for direct output, data management routines format the data set into specified regions by writing dummy or control records into the data set.

Example:

```
TF: PROC;  
OPEN FILE(F) DIRECT OUTPUT;  
END;
```

The ONCODE associated with this message is 85.

System action

The application is terminated.

Programmer response

If the problem recurs, have the direct access device or storage medium checked by a customer engineer.

Symbolic Feedback Code

IBM06D

IBM0206S **ONCODE= *oncode-value* The UNDEFINEDFILE condition was raised because a LINESIZE or PAGESIZE argument was outside the defined limits (*FILE=* or *ONFILE= file-name*).**

Explanation

The implementation-defined maximum or minimum for the LINESIZE option of the ENVIRONMENT attribute was exceeded. For F-format and U-format records, the maximum is 32,759. For V-format records, the maximum is 32,751. The minimum for V- and F-format records is 1. The minimum for V-format

PRINT files is 9. The minimum for V-format non-PRINT files is 10. The ONCODE associated with this message is 86.

System action

The application is terminated.

Programmer response

Ensure the argument to the LINESIZE option is within the prescribed limits. If the argument is a variable, verify it is a FIXED BINARY (31,0) STATIC variable that was correctly initialized before the file was opened.

Symbolic Feedback Code

IBM06E

IBM0207S **ONCODE= *oncode-value* The UNDEFINEDFILE condition was raised because the key length was not specified (*FILE=* or *ONFILE= file-name*).**

Explanation

A key length was not specified in the ENVIRONMENT attribute.

System action

The application is terminated.

Programmer response

Specify the key length and rerun the program.

Symbolic Feedback Code

IBM06F

IBM0208S **ONCODE= *oncode-value* The UNDEFINEDFILE condition was raised because the wrong BLOCKSIZE or record length was specified (*FILE=* or *ONFILE= file-name*).**

Explanation

One of the following conditions was detected:

1. Block size was less than record length.
2. For FB-format records, block size was not a multiple of record length.
3. For VS-format and VBS-format consecutive files, the file was opened for update with a specified logical record size exceeding 32,756.

4. For VS-format REGIONAL(3) files, logical record size was greater than block size minus four.

The ONCODE associated with this message is 87.

System action

The application is terminated.

Programmer response

The numbered responses below apply to the correspondingly numbered explanations above:

1. Check the block size and record length specified in the BLKSIZE and RECSIZE options of the ENVIRONMENT attribute. If LINESIZE was specified, ensure it is compatible with BLKSIZE.
2. If the argument of either option is a variable, ensure it is FIXED BINARY(31,0) STATIC and has been initialized.
3. To correct this error:
 - a. Specify a record size in the ENVIRONMENT attribute or correct its value.
 - b. Specify a record size less than 32,757.
4. Specify a record size less than or equal to the block size minus four.

Symbolic Feedback Code

IBM06G

IBM0209S **ONCODE= *oncode-value* The UNDEFINEDFILE condition was raised because of conflicting attributes and file organization specifications (*FILE=* or *ONFILE= file-name*).**

Explanation

The file organization conflicted with one or more explicit or implicit file attributes. The following is a list of possible conflicts:

Organization Attributes

CONSECUTIVE

DIRECT, EXCLUSIVE, KEYED, TRANSIENT

INDEXED

STREAM, TRANSIENT, DIRECT OUTPUT, OUTPUT without KEYED

REGIONAL

STREAM, TRANSIENT, OUTPUT without KEYED

VSAM

STREAM, TRANSIENT, BACKWARDS, DIRECT OUTPUT, OUTPUT without KEYED(KSDS),

KEYED(ESDS), DIRECT(ESDS), REUSE for other than OUTPUT file, DIRECT with NON-UNIQUE INDEXES

None

KEYED, TRANSIENT

The ONCODE associated with this message is 82.

System action

The application is terminated.

Programmer response

Ensure the file attributes are compatible with the file organization.

Symbolic Feedback Code

IBM06H

IBM0210S **ONCODE= *oncode-value* The UNDEFINEDFILE condition was raised because the record format was invalid for this file organization (*FILE=* or *ONFILE= file-name*).**

Explanation

The following combinations of file organization and record format are valid:

Organization

Record Format

CONSECUTIVE BUFFERED

All

CONSECUTIVE UNBUFFERED

F, FS, V, D, U

INDEXED

F, FB, V, VB

REGIONAL(1)

F

REGIONAL(2)

F

REGIONAL(3)

F, V, VS, U

The ONCODE associated with this message is 87.

System action

The application is terminated.

Programmer response

Change the file declaration so the record format is compatible with the file organization.

Symbolic Feedback Code

IBM06I

IBM0211S	ONCODE= <i>oncode-value</i> The UNDEFINEDFILE condition was raised because the record format was not specified (<i>FILE=</i> or <i>ONFILE= file-name</i>).
-----------------	---

Explanation

The record format was not specified. A record format must be supplied for a file with the RECORD attribute in either the ENVIRONMENT attribute or in the data set label. The ONCODE associated with this message is 83.

System action

The application is terminated.

Programmer response

Modify the program to include the record format for the file.

Symbolic Feedback Code

IBM06J

IBM0212S	ONCODE= <i>oncode-value</i> The UNDEFINEDFILE condition was raised because the KEYLENGTH was negative or greater than 255 (<i>FILE=</i> or <i>ONFILE= file-name</i>).
-----------------	--

Explanation

The KEYLENGTH option of the ENVIRONMENT attribute for this file had an invalid key length greater than 255 or less than zero.

System action

The application is terminated.

Programmer response

Check the argument of the KEYLENGTH option to ensure it is either a constant or a variable with the attributes FIXED BINARY (31,0) STATIC and value between zero and 255 when the file is opened. If the argument is a variable, ensure it is correctly initialized.

Symbolic Feedback Code

IBM06K

IBM0213S	ONCODE= <i>oncode-value</i> The UNDEFINEDFILE condition was raised because an invalid KEYLOC value was detected (<i>FILE=</i> or <i>ONFILE= file-name</i>).
-----------------	--

Explanation

One of the following conditions was detected:

1. The offset of the key within a record was invalid. The sum of the KEYLOC value and the key length was greater than the record length.
2. For blocked ISAM files, either KEYLOC was not specified or KEYLOC(0) was specified. Both are invalid.

System action

The application is terminated.

Programmer response

The two numbered responses below apply to the numbered explanations above.

1. Check the value of the argument to the KEYLOC option. If the argument is a variable, check that it is FIXED BINARY (31,0) STATIC and that it has been correctly initialized.
2. Specify a KEYLOC value that is greater than zero.

Symbolic Feedback Code

IBM06L

IBM0214S	ONCODE= <i>oncode-value</i> The UNDEFINEDFILE condition was raised because REGIONAL OUTPUT or DIRECT files must be KEYED (<i>FILE=</i> or <i>ONFILE= file-name</i>).
-----------------	---

Explanation

A REGIONAL file opened for DIRECT or OUTPUT processing must have the KEYED file attribute specified. The ONCODE associated with this message is 82.

System action

The application is terminated.

Programmer response

Check the file processing requirements and add KEYED to the file declaration.

Symbolic Feedback Code

IBM06M

IBM0215S **ONCODE= *oncode-value* The UNDEFINEDFILE condition was raised because an invalid BUFOFF value was detected (*FILE= or ONFILE= file-name*). ASCII input data set are in the range 0 thru 99.**

System action

The application is terminated.

Programmer response

Ensure the value specified in the BUFOFF option is within the range of valid values. If the argument is a variable, also ensure it is correctly initialized.

Symbolic Feedback Code

IBM06N

IBM0221S **ONCODE= *oncode-value* The UNDEFINEDFILE condition was raised because the device type is unsupported (*FILE= or ONFILE= file-name*).**

Explanation

LE/VSE does not support the device type of the system logical unit specified for the file. The ONCODE associated with this message is 88.

System action

The application is terminated.

Programmer response

Ensure that the MEDIUM specification and the JCL ASSGN statement for the file are correct.

Symbolic Feedback Code

IBM06T

IBM0225S **ONCODE= *oncode-value* The UNDEFINEDFILE condition was raised because the value of the ENV option conflicted with the**

actual data set value (*FILE= or ONFILE= file-name*).

Explanation

For VSAM data sets, the values of KEYLOC, KEYLENGTH and RECSIZE are specified when the data set is defined. If values are specified on any file declarations, they must match the defined values. The ONCODE associated with this message is 91.

System action

The application is terminated.

Programmer response

Ensure the values of KEYLOC, KEYLENGTH and RECSIZE specified in the program match the defined values.

Symbolic Feedback Code

IBM071

IBM0227S **ONCODE= *oncode-value* The UNDEFINEDFILE condition was raised because the TOTAL option is invalid for ESDS (*FILE= or ONFILE= file-name*).**

Explanation

The specification of TOTAL can cause the compiler to generate in-line code for I/O statements for CONSECUTIVE files. If the data set to be accessed is a VSAM Entry Sequenced Data set (ESDS) this code is invalid. The ONCODE associated with this message is 91.

System action

The application is terminated.

Programmer response

Remove the TOTAL option from the file declaration.

Symbolic Feedback Code

IBM073

IBM0228S **ONCODE= *oncode-value* The UNDEFINEDFILE condition was raised because the password was invalid or was not specified (*FILE= or ONFILE= file-name*).**

Explanation

For VSAM data sets defined with a password, ENV (PASSWORD) and the password must be specified in the file declaration. If the password is incorrect or is not specified, a number of attempts will be given to specify the correct password. The number of retries allowed is specified when the data set is defined. If these attempts fail, UNDEFINEDFILE is raised. The ONCODE associated with this message is 89.

System action

The application is terminated.

Programmer response

Modify the program to include the ENV (PASSWORD) option and the correct password in the file declaration.

Symbolic Feedback Code

IBM074

IBM0229S	ONCODE= <i>oncode-value</i> The UNDEFINEDFILE condition was raised because an entry was not in the VSAM catalog for data set (<i>FILE=</i> or <i>ONFILE= file-name</i>).
-----------------	---

Explanation

The ENV(VSAM) was specified for a file, but the data set was not converted from ISAM to VSAM. Before using a VSAM data set, a catalog entry must be created and space allocated for the data set using the access method services DEFINE command. The catalog containing the data set must be defined in a DLBL statement (unless it is the master catalog). The ONCODE associated with this message is 92.

System action

The application is terminated.

Programmer response

Ensure the data set is catalogued and the right catalog is accessed. Also, ensure the data set is a valid VSAM data set.

Symbolic Feedback Code

IBM075

IBM0230S	ONCODE= <i>oncode-value</i> The UNDEFINEDFILE condition was raised because of an I/O error
-----------------	---

reading the catalog or the volume label (*FILE=* or *ONFILE= file-name*).

Explanation

An I/O error prevented the reading of a VSAM catalog or a volume label. The ONCODE associated with this message is 92.

System action

The application is terminated.

Programmer response

Consult with the system programmer.

Symbolic Feedback Code

IBM076

IBM0231S	ONCODE= <i>oncode-value</i> The UNDEFINEDFILE condition was raised because a timestamp mismatch was detected (<i>FILE=</i> or <i>ONFILE= file-name</i>).
-----------------	---

Explanation

For VSAM data sets, the index and data can be updated separately and the time of the latest update of each is recorded. If these times do not match, the integrity of the data is uncertain and an OPEN error will occur. Similarly, the timestamp in the data set catalog record might not match the timestamp on the volume containing the data set. This indicates the extent information in the catalog record might not agree with the extents indicated in the VTOC for the volume. The ONCODE associated with this message is 92.

System action

The application is terminated.

Programmer response

Resubmit the job. If the error recurs after resubmitting the job, use PLIDUMP to obtain a storage dump and save all the relevant documentation for study by IBM.

Symbolic Feedback Code

IBM077

IBM0232S	ONCODE= <i>oncode-value</i> The UNDEFINEDFILE condition was raised because the requested data
-----------------	--

set was not available (*FILE=* or *ONFILE= file-name*).

Explanation

The data set to be accessed was already being used by another program and could not be shared.

System action

The application is terminated.

Programmer response

See *IBM PL/I for VSE/ESA Programming Guide* for more information on sharing data sets.

Symbolic Feedback Code

IBM078

IBM0233S	ONCODE= <i>oncode-value</i> The UNDEFINEDFILE condition was raised because the data set was not properly closed (<i>FILE=</i> or <i>ONFILE= file-name</i>).
-----------------	--

Explanation

The last time the data set was opened the close operation failed, leaving the data set in an unusable state. The ONCODE associated with this message is 92.

System action

The application is terminated.

Programmer response

Use the access method services VERIFY command to restore the data set to a usable state. See [VSE/VSAM Commands](#) for details.

Symbolic Feedback Code

IBM079

IBM0234S	ONCODE= <i>oncode-value</i> The UNDEFINEDFILE condition was raised because the data set was never loaded (<i>FILE=</i> or <i>ONFILE= file-name</i>).
-----------------	---

Explanation

A file can not be opened for INPUT or UPDATE to access a VSAM data set until one or more records have been loaded into the data set using a SEQUENTIAL

OUTPUT file. Once records are loaded into the data set, records can be added using a DIRECT UPDATE file even after all records have been deleted from the data set. The ONCODE associated with this message is 82.

System action

The application is terminated.

Programmer response

Load the empty data set first. Then proceed with further update/input/delete activity.

Symbolic Feedback Code

IBM07A

IBM0235S	ONCODE= <i>oncode-value</i> The UNDEFINEDFILE condition was raised because of an unidentified error during VSAM open (<i>FILE=</i> or <i>ONFILE= file-name</i>).
-----------------	---

Explanation

The VSAM routines detected an error during the open process. The cause of the error could not be determined explicitly. The ONCODE associated with this message is 93.

System action

The application is terminated.

Programmer response

Resubmit the program. If the error recurs after resubmitting the job, use PLIDUMP to obtain a storage dump and retain all the relevant documentation for study by IBM.

Symbolic Feedback Code

IBM07B

IBM0236S	ONCODE= <i>oncode-value</i> The UNDEFINEDFILE condition was raised because the operating system was unable to OPEN the file (<i>FILE=</i> or <i>ONFILE= file-name</i>).
-----------------	--

Explanation

Possible reasons the file could not be opened are:

1. The DLBL statement was in error.
2. A difference existed between the parameters of the DLBL statement and the file's attributes.

3. There was no FORMAT-1 label in the VTOC with the name given for an input file.
4. An EXTENT statement for an input file did not match the FORMAT-1 label in the VTOC.
5. The logical unit specified on an EXTENT statement for the file was assigned to a different volume.
6. Vendor Exit management received a return code that was undefined.

System action

The application is terminated.

Programmer response

The numbered responses below apply to the correspondingly numbered explanations above.

1. Fix the DLBL statement.
2. Ensure the parameters specified on the DLBL statement are compatible with the file's attributes.
3. Check the file ID on the DLBL statement for a misspelling.
4. Check the start track and number of tracks specified on the EXTENT statement.
5. Change the logical unit name or assign the logical unit to the correct volume.
6. If a tape or disk management system is in use, ensure that it is operating correctly.

Symbolic Feedback Code

IBM07C

IBM0237S **ONCODE= *oncode-value* The UNDEFINEDFILE condition was raised because a symbolic device name is not assigned or is invalid (FILE= or ONFILE= file-name).**

Explanation

The address in the ASSGN statement for the logical unit was UA or IGN or the logical unit was invalid. The ONCODE associated with this message is 84.

System action

The application is terminated.

Programmer response

Correct the JCL.

Symbolic Feedback Code

IBM07D

IBM0238S **ONCODE= *oncode-value* The UNDEFINEDFILE condition was raised because an EXTENT statement is in error (FILE= or ONFILE= file-name).**

Explanation

- The symbolic unit specified in the EXTENT statement was invalid.
- The volume serial numbers in the EXTENT statement do not match those in the catalog entry.
- More than 16 extents were specified.

The ONCODE associated with this message is 84.

System action

The application is terminated.

Programmer response

Correct the JCL.

Symbolic Feedback Code

IBM07E

IBM0240S **ONCODE= *oncode-value* The UNDEFINEDFILE condition was raised because the required volume could not be mounted (FILE= or ONFILE= file-name).**

Explanation

Either an attempt was made to mount two volumes on the same unit or the operator was unable to mount the required volume. The ONCODE associated with this message is 92.

System action

The application is terminated.

Programmer response

Correct the JCL.

Symbolic Feedback Code

IBM07G

IBM0241S **ONCODE= *oncode-value* The UNDEFINEDFILE condition was**

raised because the REUSE option was specified for a non-reusable data set (*FILE=* or *ONFILE= file-name*).

Explanation

The ENVIRONMENT option REUSE can only be specified with VSAM data sets which have been defined as reusable during their creation by access method services. The ONCODE associated with this message is 94.

System action

The application is terminated.

Programmer response

Remove the REUSE option.

Symbolic Feedback Code

IBM07H

IBM0242S	ONCODE= <i>oncode-value</i> The UNDEFINEDFILE condition was raised because the alternate index path was empty (<i>FILE=</i> or <i>ONFILE= file-name</i>).
-----------------	--

Explanation

An alternate index can be emptied by having all of its pointers deleted. An empty alternate index cannot be opened. The ONCODE associated with this message is 95.

System action

The application is terminated.

Programmer response

Ensure the index is defined before it is built and the right alternate index is used.

Symbolic Feedback Code

IBM07I

IBM0243S	ONCODE= <i>oncode-value</i> The UNDEFINEDFILE condition was raised because an attempt to position the file at the last record failed (<i>FILE=</i> or <i>ONFILE= file-name</i>).
-----------------	---

Explanation

When the ENVIRONMENT option BKWD is used on file opening, the file must be positioned at the last record. If an attempt to position the last record fails, the file is closed and the UNDEFINEDFILE condition is raised with this message.

System action

The application is terminated.

Programmer response

Check with the system operator or the system programmer.

Symbolic Feedback Code

IBM07J

IBM0244S	ONCODE= <i>oncode-value</i> The UNDEFINEDFILE condition was raised because CONSECUTIVE files cannot be DIRECT or KEYED (<i>FILE=</i> or <i>ONFILE= file-name</i>).
-----------------	---

Explanation

CONSECUTIVE files must be SEQUENTIAL and records do not have a key. The ONCODE associated with this message is 82.

System action

The application is terminated.

Programmer response

Change the file declaration or the OPEN statement attributes.

Symbolic Feedback Code

IBM07K

IBM0245S	ONCODE= <i>oncode-value</i> The UNDEFINEDFILE condition was raised because DIRECT files cannot be CONSECUTIVE or BUFFERED (<i>FILE=</i> or <i>ONFILE= file-name</i>).
-----------------	--

Explanation

DIRECT files must be VSAM or REGIONAL and cannot be BUFFERED. The ONCODE associated with this message is 82.

System action

The application is terminated.

Programmer response

Change the file declaration or the OPEN statement attributes.

Symbolic Feedback Code

IBM07L

IBM0246S	ONCODE= <i>oncode-value</i> The UNDEFINEDFILE condition was raised because STREAM files must be CONSECUTIVE (<i>FILE=</i> or <i>ONFILE= file-name</i>).
-----------------	--

Explanation

VSAM or REGIONAL files cannot be accessed in STREAM mode. The ONCODE associated with this message is 82.

System action

The application is terminated.

Programmer response

Change the file declaration or the OPEN statement attributes.

Symbolic Feedback Code

IBM07M

IBM0247S	ONCODE= <i>oncode-value</i> The UNDEFINEDFILE condition was raised because STREAM files cannot be spanned (<i>FILE=</i> or <i>ONFILE= file-name</i>).
-----------------	--

Explanation

Spanned files cannot be accessed in STREAM mode. The ONCODE associated with this message is 82.

System action

The application is terminated.

Programmer response

Change the file declaration or the OPEN statement attributes.

Symbolic Feedback Code

IBM07N

IBM0248S	ONCODE= <i>oncode-value</i> The UNDEFINEDFILE condition was raised because PRINT files must be STREAM OUTPUT (<i>FILE=</i> or <i>ONFILE= file-name</i>).
-----------------	---

Explanation

The PRINT attribute is only valid for a STREAM OUTPUT file. The ONCODE associated with this message is 82.

System action

The application is terminated.

Programmer response

Change the file declaration or the OPEN statement attributes.

Symbolic Feedback Code

IBM07O

IBM0249S	ONCODE= <i>oncode-value</i> The UNDEFINEDFILE condition was raised because VSAM files cannot be STREAM, BACKWARDS or PRINT (<i>FILE=</i> or <i>ONFILE= file-name</i>).
-----------------	---

Explanation

The STREAM, BACKWARDS and PRINT attributes are invalid for VSAM files. The ONCODE associated with this message is 82.

System action

The application is terminated.

Programmer response

Change the file declaration or the OPEN statement attributes.

Symbolic Feedback Code

IBM07P

IBM0250S	ONCODE= <i>oncode-value</i> The UNDEFINEDFILE condition was raised because the REUSE option
-----------------	--

is valid only with **OUTPUT** files (**FILE=** or **ONFILE= file-name**).

Explanation

The REUSE option is used to erase and rewrite a VSAM file. It is not permitted for INPUT or UPDATE mode. The ONCODE associated with this message is 82.

System action

The application is terminated.

Programmer response

Remove the REUSE option from the ENVIRONMENT attribute.

Symbolic Feedback Code

IBM07Q

IBM0251S	ONCODE= <i>oncode-value</i> The UNDEFINEDFILE condition was raised because the BKWD option is valid only with SEQUENTIAL INPUT/UPDATE files (<i>FILE=</i> or <i>ONFILE= file-name</i>).
-----------------	--

Explanation

The VSAM BKWD ENVIRONMENT option cannot be used with OUTPUT or DIRECT files. The ONCODE associated with this message is 82.

System action

The application is terminated.

Programmer response

Remove the BKWD option from the ENVIRONMENT attribute.

Symbolic Feedback Code

IBM07R

IBM0252S	ONCODE= <i>oncode-value</i> The UNDEFINEDFILE condition was raised because a VSAM file was not declared ENV(VSAM) (<i>FILE=</i> or <i>ONFILE= file-name</i>).
-----------------	--

Explanation

The file you are attempting to access is a VSAM file, but the VSAM ENVIRONMENT option was not specified

in the file declaration. The ONCODE associated with this message is 82.

System action

The application is terminated.

Programmer response

If you wish to use this file, add the VSAM ENVIRONMENT option to the file declaration.

Symbolic Feedback Code

IBM07S

IBM0253S	ONCODE= <i>oncode-value</i> The UNDEFINEDFILE condition was raised because ESDS and RRDS files cannot have a KEYLEN, KEYLOC or GENKEY option (<i>FILE=</i> or <i>ONFILE= file-name</i>).
-----------------	---

Explanation

The ENVIRONMENT options KEYLEN, KEYLOC and GENKEY are not meaningful for VSAM ESDS or RRDS files. The ONCODE associated with this message is 82.

System action

The application is terminated.

Programmer response

Remove the errant option from the file declaration.

Symbolic Feedback Code

IBM07T

IBM0254S	ONCODE= <i>oncode-value</i> The UNDEFINEDFILE condition was raised because ESDS files must be SEQUENTIAL and ENV(VSAM) or ENV(CONSECUTIVE) (<i>FILE=</i> or <i>ONFILE= file-name</i>).
-----------------	---

Explanation

ESDS files should be declared SEQUENTIAL ENV(VSAM). ENV(CONSECUTIVE) is allowed for data portability between ESDS files and SAM files. The ONCODE associated with this message is 82.

System action

The application is terminated.

Programmer response

Change the file declaration.

Symbolic Feedback Code

IBM07U

IBM0255S **ONCODE= *oncode-value* The UNDEFINEDFILE condition was raised because an AIX® PATH cannot be SEQUENTIAL OUTPUT (FILE= or ONFILE= file-name).**

Explanation

Records can only be added sequentially to a VSAM base cluster (ESDS or KSDS). New records must be written to AIX PATHs using DIRECT mode only. The AIX must be unique. The ONCODE associated with this message is 82.

System action

The application is terminated.

Programmer response

Change the file declaration to DIRECT OUTPUT.

Symbolic Feedback Code

IBM07V

IBM0256S **ONCODE= *oncode-value* The UNDEFINEDFILE condition was raised because a non-unique AIX PATH cannot be DIRECT (FILE= or ONFILE= file-name).**

Explanation

A non-unique AIX PATH can only be read or updated sequentially. The ONCODE associated with this message is 82.

System action

The application is terminated.

Programmer response

Change the file declaration to SEQUENTIAL INPUT or UPDATE.

Symbolic Feedback Code

IBM080

IBM0257S **ONCODE= *oncode-value* The UNDEFINEDFILE condition was raised because a SEQUENTIAL OUTPUT KSDS must be KEYED (FILE= or ONFILE= file-name).**

Explanation

You must specify the KEYED attribute to open a KSDS for SEQUENTIAL OUTPUT. A key must be specified for each record written, and the keys must be in sequence. The ONCODE associated with this message is 82.

System action

The application is terminated.

Programmer response

Add the KEYED attribute to the file declaration.

Symbolic Feedback Code

IBM081

IBM0258S **ONCODE= *oncode-value* The UNDEFINEDFILE condition was raised because the RECSIZE option was not specified (FILE= or ONFILE= file-name).**

Explanation

PL/I cannot determine the record size for the indicated file. The RECSIZE ENVIRONMENT option is required. The ONCODE associated with this message is 83.

System action

The application is terminated.

Programmer response

Add the RECSIZE ENVIRONMENT option to the file declaration, specifying the required record length.

Symbolic Feedback Code

IBM082

IBM0259S **ONCODE= *oncode-value* The UNDEFINEDFILE condition was raised because the record or block size is invalid (FILE= or ONFILE= file-name).**

Explanation

Negative values for the RECSIZE or BLKSIZE ENVIRONMENT options are not permitted. The ONCODE associated with this message is 86.

System action

The application is terminated.

Programmer response

Change the RECSIZE or BLKSIZE value.

Symbolic Feedback Code

IBM083

IBM0260S	ONCODE= <i>oncode-value</i> The UNDEFINEDFILE condition was raised because REGIONAL(1) and (2) files must be fixed format (FILE= or ONFILE= file-name).
-----------------	--

Explanation

The Variable and Undefined record formats are not permitted for REGIONAL(1) and (2) files. The ONCODE associated with this message is 87.

System action

The application is terminated.

Programmer response

Change the record format specified by the ENVIRONMENT attribute.

Symbolic Feedback Code

IBM084

IBM0261S	ONCODE= <i>oncode-value</i> The UNDEFINEDFILE condition was raised because CONSECUTIVE UNBUFFERED files cannot be blocked or spanned (FILE= or ONFILE= file-name).
-----------------	---

Explanation

CONSECUTIVE files must have the BUFFERED attribute to access blocked or spanned records. The ONCODE associated with this message is 87.

System action

The application is terminated.

Programmer response

Specify the BUFFERED attribute or change the record format.

Symbolic Feedback Code

IBM085

IBM0262S	ONCODE= <i>oncode-value</i> The UNDEFINEDFILE condition was raised because REGIONAL or UNBUFFERED files cannot be blocked (FILE= or ONFILE= file-name).
-----------------	--

Explanation

REGIONAL data sets do not use blocking. Blocked records can only be processed via a CONSECUTIVE BUFFERED file. The ONCODE associated with this message is 87.

System action

The application is terminated.

Programmer response

Change the file declaration.

Symbolic Feedback Code

IBM086

IBM0263S	ONCODE= <i>oncode-value</i> The UNDEFINEDFILE condition was raised because REGIONAL SEQUENTIAL UNBUFFERED files cannot be spanned (FILE= or ONFILE= file-name).
-----------------	--

Explanation

A REGIONAL(3) SEQUENTIAL VS-format file must have the BUFFERED attribute. The ONCODE associated with this message is 87.

System action

The application is terminated.

Programmer response

Change the file declaration to specify BUFFERED.

Symbolic Feedback Code

IBM087

IBM0264S **ONCODE= *oncode-value* The UNDEFINEDFILE condition was raised because CONSECUTIVE UNBUFFERED files can be tape or disk only (FILE= or ONFILE= file-name).**

Explanation

VSE restrictions limit CONSECUTIVE UNBUFFERED files to tape and disk devices only. The ONCODE associated with this message is 88.

System action

The application is terminated.

Programmer response

Use a BUFFERED file to access other devices.

Symbolic Feedback Code

IBM088

IBM0265S **ONCODE= *oncode-value* The UNDEFINEDFILE condition was raised because REGIONAL is only permitted for disk files (FILE= or ONFILE= file-name).**

Explanation

The REGIONAL option is permitted only for Direct Access Storage Devices (disk devices). The ONCODE associated with this message is 88.

System action

The application is terminated.

Programmer response

Change the JCL to use a disk file or remove the REGIONAL option.

Symbolic Feedback Code

IBM089

IBM0266S **ONCODE= *oncode-value* The UNDEFINEDFILE condition was raised because BACKWARDS is only permitted for tape F and U formats (FILE= or ONFILE= file-name).**

Explanation

Variable format tape files can be read forwards only. The ONCODE associated with this message is 88.

System action

The application is terminated.

Programmer response

Remove the BACKWARDS attribute.

Symbolic Feedback Code

IBM08A

IBM0267S **ONCODE= *oncode-value* The UNDEFINEDFILE condition was raised because UPDATE is only permitted for disk files (FILE= or ONFILE= file-name).**

Explanation

The UPDATE attribute is invalid for non-disk devices. The ONCODE associated with this message is 88.

System action

The application is terminated.

Programmer response

Remove the UPDATE attribute. The file may be updated by reading the data, changing the data and writing the new data to another file.

Symbolic Feedback Code

IBM08B

IBM0268S **ONCODE= *oncode-value* The UNDEFINEDFILE condition was raised because card or printer devices cannot be blocked or spanned (FILE= or ONFILE= file-name).**

Explanation

Only disk and tape files can be blocked or spanned. The ONCODE associated with this message is 88.

System action

The application is terminated.

Programmer response

Change the record format or use a different device.

Symbolic Feedback Code

IBM08C

IBM0269S **ONCODE= *oncode-value* The UNDEFINEDFILE condition was raised because diskette files cannot be V, U or blocked (*FILE=* or *ONFILE= file-name*).**

Explanation

Diskette devices use fixed length unblocked records. The ONCODE associated with this message is 88.

System action

The application is terminated.

Programmer response

Change the record format.

Symbolic Feedback Code

IBM08D

IBM0270S **ONCODE= *oncode-value* The UNDEFINEDFILE condition was raised because printer devices must be OUTPUT (*FILE=* or *ONFILE= file-name*).**

Explanation

The INPUT or UPDATE attribute is not meaningful for printer devices. The ONCODE associated with this message is 88.

System action

The application is terminated.

Programmer response

Specify the OUTPUT attribute or use a different device.

Symbolic Feedback Code

IBM08E

IBM0271S **ONCODE= *oncode-value* The UNDEFINEDFILE condition was raised because tape devices must be CONSECUTIVE (*FILE=* or *ONFILE= file-name*).**

Explanation

The REGIONAL or VSAM option was specified for a tape device. The ONCODE associated with this message is 88.

System action

The application is terminated.

Programmer response

Change the file declaration to specify CONSECUTIVE.

Symbolic Feedback Code

IBM08F

IBM0272S **ONCODE= *oncode-value* The UNDEFINEDFILE condition was raised because tape devices cannot be UPDATE or DIRECT (*FILE=* or *ONFILE= file-name*).**

Explanation

The UPDATE or DIRECT attribute is invalid for tape devices. The ONCODE associated with this message is 88.

System action

The application is terminated.

Programmer response

Specify SEQUENTIAL INPUT or OUTPUT in the file declaration.

Symbolic Feedback Code

IBM08G

IBM0273S **ONCODE= *oncode-value* The UNDEFINEDFILE condition was raised because the RECSIZE, KEYLENGTH or KEYLOC ENVIRONMENT option conflicts with the data set (*FILE=* or *ONFILE= file-name*).**

Explanation

The RECSIZE, KEYLENGTH or KEYLOC ENVIRONMENT option does not match the actual data set value. The ONCODE associated with this message is 91.

System action

The application is terminated.

Programmer response

Change the file declaration to specify the correct values.

Symbolic Feedback Code

IBM08H

IBM0274S **ONCODE= *oncode-value* The UNDEFINEDFILE condition was raised because the LE/VSE DTF builder encountered an error (FILE= or ONFILE= *file-name*).**

Explanation

An unknown error occurred attempting to generate the DTF for this file. The ONCODE associated with this message is 93.

System action

The application is terminated.

Programmer response

Contact your IBM representative. Try changing the file declaration as an interim solution.

Symbolic Feedback Code

IBM08I

IBM0275S **ONCODE= *oncode-value* The UNDEFINEDFILE condition was raised because there was insufficient GETVIS storage (FILE= or ONFILE= *file-name*).**

Explanation

Insufficient Partition GETVIS storage was available to allocate the necessary buffers and control blocks for this file. The ONCODE associated with this message is 93.

System action

Programmer response

Change the JCL to decrease the value on the EXEC statement SIZE parameter, or increase the size of the partition.

Symbolic Feedback Code

IBM08J

IBM0276W **Additional CLOSE attempt ignored for file *file-name*.**

Explanation

The request to close the file is ignored because a previous attempt to close the file has failed. The previous close attempt encountered a condition and could not complete for one of the following reasons:

- The condition was unhandled and promoted to the ERROR condition.
- The ON-UNIT for the condition performed a GOTO out of ON-UNIT.

System action

The CLOSE statement is ignored.

Programmer response

Fix the original error causing the first close attempt to fail.

Symbolic Feedback Code

IBM08K

IBM0277W **Implicit CLOSE detected a previous CLOSE failure for file *file-name*.**

Explanation

A previous close failure was detected by implicit CLOSE during program termination. The integrity of the file may be compromised. See message IBM0276 for more information.

System action

The close is ignored and termination continues.

Programmer response

Fix the original error causing the close attempt to fail.

Symbolic Feedback Code

IBM08L

IBM0280S **The ERROR condition was raised by a SIGNAL statement.**

Explanation

The program contained a SIGNAL statement to raise the ERROR condition.

System action

The application is terminated.

Programmer response

Either remove the SIGNAL statement or include an ON-unit for the ERROR condition in the program that transfers control out of the ON-unit with a GOTO statement.

Symbolic Feedback Code

IBM080

IBM0281S	A prior condition was promoted to the ERROR condition.
-----------------	---

Explanation

This condition was raised by PL/I because the implicit action occurred for a PL/I condition that includes raising the ERROR condition as part of its implicit action.

The message for this condition is never issued, but it can appear in a dump. Note that the message for the prior condition was issued.

System action

The application is terminated.

Programmer response

Investigate the prior condition that led to the ERROR condition. Remove the cause of that condition, or include an ON-unit for that condition or an ON-unit for the ERROR condition.

Symbolic Feedback Code

IBM08P

IBM0300S	ONCODE=320 The ZERODIVIDE condition was raised by a SIGNAL statement.
-----------------	--

Explanation

The program contained a SIGNAL statement to raise the ZERODIVIDE condition for which there was no associated ON-unit.

System action

The application is terminated.

Programmer response

Either remove the SIGNAL statement or include an ON-unit for the ZERODIVIDE condition in the program.

Symbolic Feedback Code

IBM09C

IBM0301S	ONCODE= <i>oncode-value</i> The ZERODIVIDE condition was raised.
-----------------	---

Explanation

The program attempted to execute a statement in which a value of zero was used as the divisor in a division operation. Alternatively, an overflow occurred during a convert to binary operation.

System action

The application is terminated.

Programmer response

Either check the data that could produce a zero divisor (or overflow, if doing a convert to binary operation) before running the program or include an ON-unit for the ZERODIVIDE condition in the program.

Symbolic Feedback Code

IBM09D

IBM0320W	ONCODE= <i>oncode-value</i> The UNDERFLOW condition was raised by a SIGNAL statement.
-----------------	--

Explanation

The program contained a SIGNAL statement to raise the UNDERFLOW condition for which there was no associated ON-unit. The ONCODE associated with this message is 330.

System action

Execution continues with the next sequential statement.

Programmer response

Either remove the SIGNAL statement or include an ON-unit for the UNDERFLOW condition in the program.

Symbolic Feedback Code

IBM0A0

IBM0321W **ONCODE= *oncode-value* The UNDERFLOW condition was raised.**

Explanation

The magnitude of a floating-point number was smaller than the allowed minimum.

System action

Execution continues from the point at which the condition was raised.

Programmer response

Either modify the program so that the magnitude of the floating-point number is higher than the minimum allowed, or include an ON-unit for the UNDERFLOW condition in the program.

Symbolic Feedback Code

IBM0A1

IBM0330W **The ATTENTION condition was raised by a SIGNAL statement.**

Explanation

The program contained a SIGNAL statement to raise the ATTENTION condition. The message for this condition is never issued by PL/I.

System action

None.

Programmer response

None.

Symbolic Feedback Code

IBM0AA

IBM0340S **ONCODE= *oncode-value* The SIZE condition was raised by a SIGNAL statement.**

Explanation

The program contained a SIGNAL statement to raise the SIZE condition for which there was no associated ON-unit. The ONCODE associated with this message is 340.

System action

The application is terminated.

Programmer response

Either remove the SIGNAL statement or include an ON-unit for the SIZE condition in the program.

Symbolic Feedback Code

IBM0AK

IBM0341S **ONCODE= *oncode-value* The SIZE condition was raised in an I/O statement.**

Explanation

The high-order (leftmost) significant binary or decimal digits were lost in an input/output operation where the size of the value being transmitted exceeded the declared (or default) size of the data item. The ONCODE associated with this message is 341.

System action

The application is terminated.

Programmer response

Either modify the program so that the data item is large enough for the value being transmitted or include an ON-unit for the SIZE condition in the program.

Symbolic Feedback Code

IBM0AL

IBM0342S **ONCODE= *oncode-value* The SIZE condition was raised.**

Explanation

The high-order (leftmost) significant binary or decimal digits were lost in an assignment to a variable or temporary variable where the size of the value being assigned exceeded the declared (or default) size of the data item. The ONCODE associated with this message is 340.

System action

The application is terminated.

Programmer response

Either modify the program so that the data item is large enough for the value being assigned to it or

include an ON-unit for the SIZE condition to allow processing to continue when the SIZE condition is raised.

Symbolic Feedback Code

IBM0AM

IBM0360W **ONCODE= *oncode-value* The STRINGRANGE condition was raised by a SIGNAL statement.**

Explanation

The program contained a SIGNAL statement to raise the STRINGRANGE condition for which there was no associated ON-unit. The ONCODE associated with this message is 350.

System action

Execution continues with the next sequential statement.

Programmer response

Either remove the SIGNAL statement or include an ON-unit for the STRINGRANGE condition in the program.

Symbolic Feedback Code

IBM0B8

IBM0361W **ONCODE= *oncode-value* The STRINGRANGE condition was raised.**

Explanation

In the expression SUBSTR(S,I,J), the substring represented by starting position I for a length of J does not lie wholly within the string S.

System action

Execution continues with a revised SUBSTR reference. Refer to the Language Reference Manual for details regarding the value of the revised SUBSTR reference.

Programmer response

Ensure that the values used for I and J are neither less than nor greater than the length of S.

Symbolic Feedback Code

IBM0B9

IBM0365W **The FINISH condition was raised by a SIGNAL statement.**

Explanation

The program contained a SIGNAL statement to raise the FINISH condition. The message for this condition is never issued by PL/I.

System action

None.

Programmer response

None.

Symbolic Feedback Code

IBM0BD

IBM0368W **The FINISH condition was raised due to a RETURN or END statement in the main procedure.**

Explanation

The program completed normally, and as a result the FINISH condition was raised. The message for this condition is never issued by PL/I.

System action

None.

Programmer response

None.

Symbolic Feedback Code

IBM0BG

IBM0380S **ONCODE= *oncode-value* The AREA condition was raised by a SIGNAL statement.**

Explanation

The program contained a SIGNAL statement to raise the AREA condition for which there was no associated ON-unit. The ONCODE associated with this message is 362.

System action

The application is terminated.

Programmer response

Either remove the SIGNAL statement or include an ON-unit for the AREA condition in the program.

Symbolic Feedback Code

IBM0BS

IBM0381S	ONCODE= <i>oncode-value</i> The AREA condition was raised because the target area was too small for the AREA assignment.
-----------------	---

Explanation

In an assignment of an area variable, the current extent of the area on the right-hand side of the assignment statement was greater than the size of the area to which it was to be assigned. The ONCODE associated with this message is 361.

System action

The application is terminated.

Programmer response

Modify the program to ensure that the target area is large enough to contain the source area.

Symbolic Feedback Code

IBM0BT

IBM0382S	ONCODE= <i>oncode-value</i> The AREA condition was raised because of insufficient contiguous space in the area for allocation.
-----------------	---

Explanation

Insufficient space was available in the specified area for the allocation. The ONCODE associated with this message is 360.

System action

The application is terminated.

Programmer response

Provide an ON-unit to allow the allocation to be tried again. If necessary, change the value of the pointer qualifying the reference to the inadequate area so that it points to another area in which the allocation can be tried again.

Symbolic Feedback Code

IBM0BU

IBM0400W	ONCODE= <i>oncode-value</i> The CONDITION condition was raised by a SIGNAL statement and the condition <i>condition-name</i> was signaled.
-----------------	---

Explanation

The program contained a SIGNAL statement to raise the CONDITION condition for which there was no associated ON-unit. The ONCODE associated with this message is 500.

System action

Execution continues with the next sequential statement.

Programmer response

Either remove the SIGNAL statement or include an ON-unit for the CONDITION condition in the program.

Symbolic Feedback Code

IBM0CG

IBM0420S	ONCODE= <i>oncode-value</i> The SUBSCRIPTRANGE condition was raised by a SIGNAL statement.
-----------------	---

Explanation

The program contained a SIGNAL statement to raise the SUBSCRIPTRANGE condition for which there was no associated ON-unit. The ONCODE associated with this message is 520.

System action

The application is terminated.

Programmer response

Either remove the SIGNAL statement or include an ON-unit for the SUBSCRIPTRANGE condition in the program.

Symbolic Feedback Code

IBM0D4

IBM0421S	ONCODE= <i>oncode-value</i> The SUBSCRIPTRANGE condition was raised.
-----------------	---

Explanation

An array subscript exceeded the declared bound for the array.

System action

The application is terminated.

Programmer response

In order to ensure that the program can continue processing after encountering a subscript range error, include an ON-unit for this condition which runs a GOTO statement to the appropriate place in the program. Also recompile the program. Normal return from a SUBSCRIPTRANGE ON-unit will produce this message and raise the error condition.

Symbolic Feedback Code

IBM0D5

IBM0440W	ONCODE= <i>oncode-value</i> The STRINGSIZE condition was raised by a SIGNAL statement.
-----------------	---

Explanation

The program contained a SIGNAL statement to raise the STRINGSIZE condition for which there was no associated ON-unit. The ONCODE associated with this message is 150.

System action

Execution continues with the next sequential statement.

Programmer response

Either remove the SIGNAL statement or include an ON-unit for the STRINGSIZE condition in the program.

Symbolic Feedback Code

IBM0D0

IBM0441W	ONCODE= <i>oncode-value</i> The STRINGSIZE condition was raised.
-----------------	---

Explanation

A string was assigned to a shorter string, causing right-hand characters or bits in the source string to be truncated.

System action

Execution continues from the point at which the condition was raised.

Programmer response

Determine whether or not truncation of the right-hand characters or bits in the source string is correct. Use an ON-unit to record the relevant data or modify the program as required.

Symbolic Feedback Code

IBM0DP

IBM0442W	ONCODE=151 The STRINGSIZE condition was raised. The condition was detected during a mixed character string assignment.
-----------------	---

Explanation

This condition was raised by one of the CHAR, GRAPHIC, or MPSTR built-in functions. The target was not long enough to contain the result. This target can be the actual target or a temporary target that is created by the program. This condition may have occurred also due to a mixed character assignment with STRINGSIZE enabled and CHARGRAPHIC in effect for the procedure or block. An MPSTR call is generated in this case.

System action

Execution continues from the point at which the condition was raised.

Programmer response

Determine whether or not truncation of right-hand characters in the result is correct. Use an ON-unit to record the relevant data or modify the program as required.

Symbolic Feedback Code

IBM0DQ

IBM0460S	ONCODE= <i>oncode-value</i> The OVERFLOW condition was raised by a SIGNAL statement.
-----------------	---

Explanation

The program contained a SIGNAL statement to raise the OVERFLOW condition for which there was no

associated ON-unit. The ONCODE associated with this message is 300.

System action

The application is terminated.

Programmer response

Either remove the SIGNAL statement or include an ON-unit for the OVERFLOW condition in the program.

Symbolic Feedback Code

IBM0EC

IBM0461S	ONCODE= <i>oncode-value</i> The OVERFLOW condition was raised.
-----------------	---

Explanation

The magnitude of a floating-point number exceeded the allowed maximum.

System action

The application is terminated.

Programmer response

Modify the program to ensure that the condition does not recur or provide an ON-unit to handle the condition.

Symbolic Feedback Code

IBM0ED

IBM0480S	ONCODE= <i>oncode-value</i> The FIXEDOVERFLOW condition was raised by a SIGNAL statement.
-----------------	--

Explanation

The program contained a SIGNAL statement to raise the FIXEDOVERFLOW condition for which there was no associated ON-unit. The ONCODE associated with this message is 310.

System action

The application is terminated.

Programmer response

Either remove the SIGNAL statement or include an ON-unit for the FIXEDOVERFLOW condition in the program.

Symbolic Feedback Code

IBM0FO

IBM0482S	ONCODE= <i>oncode-value</i> The FIXEDOVERFLOW condition was raised.
-----------------	--

Explanation

The length of the result of a fixed-point arithmetic operation exceeded the allowed maximum (15 for decimal values and 31 for binary values).

System action

The application is terminated.

Programmer response

Modify the program to ensure that the condition does not recur or provide an ON-unit to handle the condition.

Symbolic Feedback Code

IBM0F2

IBM0504S	ONCODE= <i>oncode-value</i> The value of Y in SECSTODATE(X,Y), DAYS(X,Y), DAYSTODATE(X,Y), or DATETIME(Y) contained an invalid PICTURE string specification.
-----------------	---

Explanation

The character string representing the desired format for the output datetime stamp contained an invalid picture string. The ONCODE associated with this message is 2104.

System action

The ERROR condition is raised.

Programmer response

Correct the format.

Symbolic Feedback Code

IBM0FO

IBM0505S	ONCODE= <i>oncode-value</i> X in DAYS(X,(Y)) contained an invalid day value.
-----------------	---

Explanation

The supplied value for the day parameter was not within the valid range of 15 October 1582 to 31 December 9999. The ONCODE associated with this message is 2105.

System action

The ERROR condition is raised.

Programmer response

Correct the value for the day parameter to be within the supported range.

Symbolic Feedback Code

IBM0FP

IBM0506S	ONCODE=<i>oncode-value X</i> in DAYS(X,(Y)) contained an invalid month value.
-----------------	--

Explanation

The supplied value for the month parameter was not within the valid range of October 1582 to December 9999. The ONCODE associated with this message is 2106.

System action

The ERROR condition is raised.

Programmer response

Correct the value for the month parameter to be within the supported range.

Symbolic Feedback Code

IBM0FQ

IBM0507S	ONCODE=<i>oncode-value X</i> in DAYS(X,(Y)) contained an invalid year value.
-----------------	---

Explanation

The supplied value for the year parameter was not within the valid range of 1582 to 9999. The ONCODE associated with this message is 2107.

System action

The ERROR condition is raised.

Programmer response

Correct the value for the year parameter to be within the supported range.

Symbolic Feedback Code

IBM0FR

IBM0508S	ONCODE=<i>oncode-value X</i> in DAYSTODATE(X,(Y)) was outside the supported range.
-----------------	---

Explanation

X represents the number of days since 15 October 1582. The valid range is from 1 to 3,074,324. The ONCODE associated with this message is 2108.

System action

The ERROR condition is raised.

Programmer response

Correct the value for X to be within the supported range.

Symbolic Feedback Code

IBM0FS

IBM0512S	ONCODE=<i>oncode-value X</i> in SECS(X,Y) or DAYS(X,Y) was outside the supported range.
-----------------	--

Explanation

The input date supplied was earlier than 15 October 1582 or later than 31 December 9999. The ONCODE associated with this message is 2112.

System action

The ERROR condition is raised.

Programmer response

Correct the input date to be within the supported range.

Symbolic Feedback Code

IBM0G0

IBM0516S	ONCODE=<i>oncode-value X</i> in DAYS(X,Y) did not match the picture specification.
-----------------	---

Explanation

The value of X did not match the format described by the picture specification. For example, non-numeric characters appear where only numeric characters are expected. The ONCODE associated with this message is 2116.

System action

The ERROR condition is raised.

Programmer response

Verify the format of the input data matches the picture string specification.

Symbolic Feedback Code

IBM0G4

IBM0518S	ONCODE=<i>oncode-value</i> The date string returned by DAYSTODATE(X,Y) was truncated.
-----------------	--

Explanation

The output string was not large enough to contain the formatted date value. The ONCODE associated with this message is 2118.

System action

The ERROR condition is raised.

Programmer response

Ensure the output string is large enough to contain the entire formatted date.

Symbolic Feedback Code

IBM0G6

IBM0519S	ONCODE=<i>oncode-value</i> The timestamp string returned by DATETIME(X) or SECSTODATE(X,Y) was truncated.
-----------------	--

Explanation

The output string was not large enough to contain the formatted date value. The ONCODE associated with this message is 2119.

System action

The ERROR condition is raised.

Programmer response

Ensure the output string is large enough to contain the entire formatted date.

Symbolic Feedback Code

IBM0G7

IBM0531S	ONCODE=<i>oncode-value</i> Operation exception
-----------------	---

Explanation

A programmer-related hardware error was detected. The ONCODE associated with this message is 8091.

System action

The application is terminated.

Programmer response

It is possible that an error in the program has caused part of the instructions that can be run to be overwritten by data. Other possible causes of an operation exception might be an attempt to invoke an external procedure or other routine that was not incorporated into the running program by the linkage editor, or running a branch instruction that is incorrect because a control block had previously been overwritten. Consequently, it is advisable to check the linkage editor diagnostics to ensure that all requested external procedures and subroutines have in fact been incorporated into the running program, and that any overlay phases do not overwrite any phases that are still active.

Symbolic Feedback Code

IBM0GJ

IBM0532S	ONCODE=<i>oncode-value</i> Privileged operation exception
-----------------	--

Explanation

A programmer-related hardware error was detected. The ONCODE associated with this message is 8092.

System action

The application is terminated.

Programmer response

If the error is not in a non-PL/I routine included in the running program, the PL/I program should be checked for an error that could cause the instructions that run

to be overwritten by data that matches a privileged operation.

Symbolic Feedback Code

IBMOGK

IBM0533S **ONCODE= *oncode-value* EXECUTE exception**

Explanation

A programmer-related hardware error was detected. The ONCODE associated with this message is 8093.

System action

The application is terminated.

Programmer response

If the error is not in a non-PL/I routine included in the running program, the PL/I program should be checked for an error that could cause the running instruction to be overwritten by data that matches the operation code for the EXECUTE instruction on.

Symbolic Feedback Code

IBMOGL

IBM0534S **ONCODE= *oncode-value* Protection exception**

Explanation

A programmer-related hardware error was detected. The ONCODE associated with this message is 8094.

System action

The application is terminated.

Programmer response

If the error is not in a non-PL/I routine included in the running program, the PL/I program should be checked for an error that could cause the address used by the store instruction to be corrupted.

Symbolic Feedback Code

IBMOGM

IBM0535S **ONCODE= *oncode-value* Addressing exception**

Explanation

A programmer-related hardware error was detected. The ONCODE associated with this message is 8095.

System action

The application is terminated.

Programmer response

If the error is not in a non-PL/I routine included in the running program, the PL/I program should be checked for an error that could cause the address to be corrupted.

Symbolic Feedback Code

IBMOGN

IBM0536S **ONCODE= *oncode-value* Specification exception**

Explanation

A programmer-related hardware error was detected. The ONCODE associated with this message is 8096.

System action

The application is terminated.

Programmer response

If the error is not in a non-PL/I routine included in the running program, the PL/I program should be checked for an error that could cause the operand to be corrupted by overwriting control blocks or sections of running code.

Symbolic Feedback Code

IBMOGO

IBM0537S **ONCODE= *oncode-value* Data exception**

Explanation

A programmer-related hardware error was detected. The ONCODE associated with this message is 8097.

System action

The application is terminated.

Programmer response

The PL/I program should be checked for an error such as an operation on a FIXED DECIMAL data item before it has been initialized, or an error which could cause the data item to be overwritten.

Symbolic Feedback Code

IBM0GP

IBM0560S	ONCODE= <i>oncode-value</i> The EVENT variable, as argument to the COMPLETION pseudovisible, was already in use with file <i>file-name</i> .
-----------------	---

Explanation

The event variable used in this statement was already active and associated with an input/output operation on the named file. The ONCODE associated with this message is 3904.

System action

The application is terminated.

Programmer response

Modify the program so that the COMPLETION pseudovisible refers to the event variable when it is inactive.

Symbolic Feedback Code

IBM0HG

IBM0562S	ONCODE= <i>oncode-value</i> The EVENT variable, as argument to the COMPLETION pseudovisible, was already in use with a DISPLAY statement.
-----------------	--

Explanation

The event variable used in this statement was already active and associated with a DISPLAY statement.

System action

The application is terminated.

Programmer response

Modify the program so that the COMPLETION pseudovisible refers to the event variable when it is inactive.

Symbolic Feedback Code

IBM0HI

IBM0563S	ONCODE= <i>oncode-value</i> The EVENT variable was already in use with file <i>file-name</i> .
-----------------	---

Explanation

The event variable used in this statement was already active and associated with another input/output operation on the named file. The ONCODE associated with this message is 3907.

System action

The application is terminated.

Programmer response

Modify the program so that the input/output operation refers to another event variable, or include a WAIT statement to prevent the statement from running until the active event is complete.

Symbolic Feedback Code

IBM0HJ

IBM0564S	ONCODE= <i>oncode-value</i> The EVENT variable being assigned was already in use with file <i>file-name</i> .
-----------------	--

Explanation

An attempt was made to assign a value to an event variable while it was still associated with an input/output operation.

Example:

```
DCL X FILE RECORD INPUT UNBUFFERED
ENV(BLKSIZE(80) RECSIZE(80) F);
DCL Y CHAR(80);
DCL (Z,Z1) EVENT;
READ FILE(X) INTO(Y) EVENT(Z);
Z = Z1;
```

The ONCODE associated with this message is 3906.

System action

The application is terminated.

Programmer response

Modify the program so that the event variable used as the target in the assignment, or as the argument of the COMPLETION pseudovisible, is not the same event

variable associated with an input/output operation. Alternatively, include a WAIT statement to prevent this statement from running until the active event is complete.

Symbolic Feedback Code

IBM0HK

IBM0565S **ONCODE= *oncode-value* There were insufficient resources available to attach a new task.**

Explanation

The maximum number of subtasks allowed in the system might already be reached. Or, there is insufficient storage available to complete the ATTACH request.

The ONCODE associated with this message is 3920.

System action

The attaching task and any subordinate tasks are terminated.

Programmer response

Review the number of active tasks in the system, the available system GETVIS, and the partition GETVIS.

Symbolic Feedback Code

IBM0HL

IBM0566S **ONCODE= *oncode-value* The task was not created since the number of active tasks would exceed the VSE partition limit.**

Explanation

The VSE partition limit of available subtasks has been reached.

The ONCODE associated with this message is 3910.

System action

The attaching task and any subordinate tasks are terminated.

Programmer response

Reduce the number of tasks being attached for the PL/1 application.

Symbolic Feedback Code

IBM0HM

IBM0567S **ONCODE= *oncode-value* A WAIT occurred in the ON-unit for the I/O event required for the current task.**

Explanation

A WAIT statement specified an event variable. The completion of the event caused entry to an ON-unit for an I/O condition which contained another WAIT statement for the same event variable as in the original WAIT statement.

Example:

```
DCL F FILE RECORD OUTPUT UNBUFFERED
ENV(BLKSIZE(80) RECSIZE(80) F);
ON RECORD(F) BEGIN;
WAIT(E);
END;
WRITE FILE(F) FROM (X) EVENT(E);
WAIT(E); (this statement raises the
record condition)
```

The ONCODE associated with this message is 3911.

System action

The application is terminated.

Programmer response

Remove the WAIT statement from the ON-unit for the input/output condition.

Symbolic Feedback Code

IBM0HN

IBM0568S **ONCODE= *oncode-value* The assigned EVENT variable was already in use with a DISPLAY statement.**

Explanation

The event variable specified as the argument of the COMPLETION built-in function, or used as the target in an assignment, was still associated with a DISPLAY statement.

Example:

```
DCL A CHAR, COMPLETION BUILTIN;
DISPLAY('MESSAGE TO OPERATOR')
REPLY(A) EVENT(E);
COMPLETION(E)='1'B;
```

ONCODEs associated with this message are:

- 3904 event variable as argument to the COMPLETION bif
- 3907 event variable is active

System action

The application is terminated.

Programmer response

Modify the program so that the event variable used as the target in the assignment or as the argument of the COMPLETION pseudovisible is not the same event variable associated with the DISPLAY statement. Or include a WAIT statement to prevent this statement from running until the active event is complete.

Symbolic Feedback Code

IBM0HO

IBM0569S **ONCODE= *oncode-value* The assigned EVENT variable was already active and was used with entry *entry-name* .**

Explanation

An active event variable was specified as the target of an event variable assignment.

Example:

```
DCL (E,E1) EVENT;
CALL P EVENT(E);
E=E1;
P: PROC;
END;
```

ONCODEs associated with this message are:

- 3906 event assignment
- 3907 event variable is active

System action

The application is terminated.

Programmer response

Either use another inactive event variable, or include a WAIT statement to ensure that this statement is not run until the active event is complete.

Symbolic Feedback Code

IBM0HP

IBM0570S **ONCODE= *oncode-value* The EVENT variable was active and was used with entry *entry-name* .**

Explanation

An active event variable was specified in the EVENT option of an input/output statement.

System action

The application is terminated.

Programmer response

Either insert a WAIT statement to ensure the event in question is inactive when this statement is run, or if the statement can be run correctly before the currently active event is complete, use another inactive event variable.

Symbolic Feedback Code

IBM0HQ

IBM0571S **ONCODE= *oncode-value* The EVENT variable was already used with a DISPLAY statement.**

Explanation

The event variable specified in the statement was already associated with a DISPLAY statement. The ONCODE associated with this message is 3907.

System action

The application is terminated.

Programmer response

Either use a different event variable or insert a WAIT statement so that the DISPLAY statement is complete before this statement is run.

Symbolic Feedback Code

IBM0HR

IBM0573S **ONCODE= *oncode-value* The EVENT variable, as argument to the COMPLETION pseudovisible, was already used with entry *entry-name* .**

Explanation

An active event variable was used as the argument to the COMPLETION pseudovisible. Event

variables used as arguments to the COMPLETION pseudovisible must be inactive.

System action

The application is terminated.

Programmer response

Either use a different event variable for the COMPLETION pseudovisible, or modify the program so that the COMPLETION pseudovisible refers to the event variable when it is inactive.

Symbolic Feedback Code

IBM0HT

IBM0576S	ONCODE= <i>oncode-value</i> An attempt to use a CALL statement with the TASK, EVENT, or PRIORITY option was found in a non-tasking environment.
-----------------	--

Explanation

The specified option requires a multitasking environment, but this is not supported by the current release of LE/VSE. The ONCODE associated with this message is 3915.

System action

The application is terminated.

Programmer response

Remove the TASK, EVENT, or PRIORITY option from the CALL statement.

Symbolic Feedback Code

IBM0IO

IBM0590S	ONCODE= <i>oncode-value</i> The fetchable procedure with entry <i>entry-name</i> could not be found.
-----------------	---

Explanation

The libraries available when the program was run did not contain a member with a name matching that used in the FETCH statement. The ONCODE associated with this message is 9250.

System action

The application is terminated.

Programmer response

Ensure that the phase that is to be fetched is accessible at run-time, and that it is stored with the same name as that used in the FETCH statement.

Symbolic Feedback Code

IBM0IE

IBM0591S	ONCODE= <i>oncode-value</i> There was a permanent I/O error while fetching procedure with entry <i>entry-name</i> .
-----------------	--

Explanation

A permanent I/O error occurred while trying to load the phase named in the FETCH statement. The ONCODE associated with this message is 9251.

System action

The application is terminated.

Programmer response

Ensure that the required phase has been cataloged into the appropriate sublibrary with proper member type, and then rerun the job. If the problem recurs, inform your installation system programmer, who will take the appropriate action.

Symbolic Feedback Code

IBM0IF

IBM0593W	ONCODE= <i>oncode-value</i> The CALL PLITEST statement failed because the NOTEST compiler option was in effect.
-----------------	--

Explanation

An attempt was made to execute a CALL PLITEST statement in a program that was compiled with the NOTEST option. The debugger can not be invoked when the NOTEST compiler option is in effect.

System action

Processing continues with the next sequential statement. A debugging tool is not invoked.

Programmer response

Re-compile the program with the TEST option, or remove the CALL PLITEST statement(s) from the program.

Symbolic Feedback Code

IBM0IH

IBM0594S **ONCODE= *oncode-value* Under CICS, an attempt was made to FETCH a main procedure from a PL/I routine.**

Explanation

Under CICS, using FETCH to dynamically load a PL/I main procedure from a PL/I routine is not supported. The ONCODE associated with this message is 9254.

System action

The application is terminated.

Programmer response

Remove the FETCH statement and use the EXEC CICS LINK command to create a nested enclave.

Symbolic Feedback Code

IBM0II

IBM0595S **ONCODE=9255 An attempt was made to release a phase containing non-PL/I high level language programs.**

Explanation

A phase containing non-PL/I high level language programs, such as C or COBOL, could not be released by a PL/I RELEASE statement. The phase will be released automatically during the enclave termination. A phase containing PL/I programs and/or Assembler programs only can be released by a PL/I RELEASE statement. The associated ONCODE is 9255.

System action

The application is terminated.

Programmer response

Remove the RELEASE statement from the program as the phase will be released automatically during the enclave termination.

Symbolic Feedback Code

IBM0IJ

IBM0596S **A back level PL/I module has been link-edited to a main phase.**

Explanation

The main phase has been linked with an object compiled by DOS PL/I V1R6 (or earlier). The job is canceled.

System action

The application is terminated.

Programmer response

Recompile any DOS PL/I programs with PL/I.

Symbolic Feedback Code

IBM0IK

IBM0598S **ONCODE= *oncode-value* PL/I module *module-name* cannot be fetched because it was not compiled by PL/I VSE.**

Explanation

An attempt was made to FETCH a phase compiled with DOS PL/I V1R6 (or earlier). The only PL/I phases that may be fetched are those compiled with PL/I VSE. The ONCODE associated with this message is 9258.

System action

The application is terminated.

Programmer response

Recompile the offending phase with PL/I VSE.

Symbolic Feedback Code

IBM0IM

IBM0600S **ONCODE= *oncode-value* An E-format specification contained incorrect values in fields W, D, and S.**

Explanation

An edit-directed input/output operation for an E-format item was specified incorrectly. The ONCODE associated with this message is 3000.

System action

The application is terminated.

Programmer response

Correct the E-format item according to the language rules.

Symbolic Feedback Code

IBM0IO

IBM0601S	ONCODE= <i>oncode-value</i> The value of a W field in an F-format specification was too small.
-----------------	---

Explanation

An edit-directed input/output operation for an F-format item was specified with a W-specification that was too small to allow room for the decimal-point when the number of fractional digits was specified as zero. The ONCODE associated with this message is 3001.

System action

The application is terminated.

Programmer response

Correct the F-format item according to the language rules.

Symbolic Feedback Code

IBM0IP

IBM0604S	ONCODE= <i>oncode-value</i> An invalid assignment was made to a pictured character string.
-----------------	---

Explanation

An attempt was made to assign an invalid data item to a pictured string. A data item which is not a character string cannot be assigned to a pictured character string because it does not match the declared characteristics of the pictured target variable. The ONCODE associated with this message is 3006.

System action

The application is terminated.

Programmer response

Alter the characteristics either of the source variable or of the target variable so the data item assignment is possible.

Symbolic Feedback Code

IBM0IS

IBM0630S	ONCODE=3009 A mixed character string ended incorrectly.
-----------------	--

Explanation

A mixed character string contained a shift-out character but did not contain a matching shift-in character.

System action

The application is terminated.

Programmer response

Ensure that mixed character strings contain unnested pairs of shift-out/shift-in characters.

Symbolic Feedback Code

IBM0JM

IBM0631S	ONCODE=3010 A mixed character string contained an invalid character.
-----------------	---

Explanation

One of the following rules for mixed constants was broken:

- SBCS portions of the constant cannot contain a shift-in.
- DBCS portions of the constant cannot contain a shift-out. (Either byte of a DBCS character cannot contain a shift-out.)
- The second byte of a DBCS character cannot contain a shift-in.

System action

The application is terminated.

Programmer response

Ensure the mixed character string contains balanced, unnested pairs of shift-out/shift-in characters.

Symbolic Feedback Code

IBM0JN

IBM0632S	ONCODE=3011 An invalid function string was specified for the MPSTR built-in function.
-----------------	--

Explanation

For the MPSTR built-in function, a function string is invalid if it is null, contains only blanks, or contains characters other than 'V', 'v', 'S', 's', or a blank.

System action

The application is terminated.

Programmer response

Ensure the function string is valid.

Symbolic Feedback Code

IBM0JO

IBM0633S	ONCODE=3012 A retry was attempted after a graphic conversion error.
-----------------	--

Explanation

The use of the ONSOURCE or ONCHAR pseudovvariable to attempt a conversion retry for a graphic (DBCS) conversion error is not allowed.

System action

The application is terminated.

Programmer response

Remove the retry attempt from your program.

Symbolic Feedback Code

IBM0JP

IBM0634S	ONCODE=3013 An invalid graphic variable assignment was attempted.
-----------------	--

Explanation

A graphic (DBCS) target of length greater than 16,383 was encountered. This target could have been an actual target or a temporary target created by the program. This condition was raised by the GRAPHIC built-in function. The maximum length of a graphic (DBCS) string is 16,383 characters (32,766 bytes).

System action

The application is terminated.

Programmer response

Ensure that graphic (DBCS) strings are less than the maximum allowed length of 16,383.

Symbolic Feedback Code

IBM0JQ

IBM0635S	ONCODE=3014 An invalid use of a shift code occurred.
-----------------	---

Explanation

There are two possible errors:

- The STREAM input record could not be scanned due to an unmatched or nested shift code.
- A graphic (DBCS) constant in STREAM input contained a shift code or used shift codes improperly.

System action

The application is terminated.

Programmer response

Verify that shift code pairs are matched and unnested, continuation rules are followed, and graphic (DBCS) constants are in one of the allowable forms.

Symbolic Feedback Code

IBM0JR

IBM0636S	ONCODE=3015 An invalid number of digits was used in a X or GX constant.
-----------------	--

Explanation

X constants must be specified in pairs. GX constants must be specified in groups of four.

System action

The application is terminated.

Programmer response

Change the STREAM input data so that all X constants are specified in pairs and all GX constants are specified in groups of four.

Symbolic Feedback Code

IBM0JS

IBM0637S **ONCODE=3016 A double-byte character was used incorrectly.**

Explanation

A non-EBCDIC double-byte character was used incorrectly. These characters are only valid in DBCS names, graphic (DBCS) constants, and mixed character constants.

System action

The application is terminated.

Programmer response

Verify that a bit, character or hexadecimal constant does not contain a non-EBCDIC double-byte character, or that such a character is not present outside a constant unless it is part of a name for a GET DATA statement.

Symbolic Feedback Code

IBM0JT

IBM0638S **ONCODE= *oncode-value* A STREAM output record could not be written correctly.**

Explanation

A record could not be written out because there was not enough room for a valid DBCS continuation sequence. As a consequence, the record cannot be read correctly as STREAM input. The ONCODE associated with this message is 3017.

System action

The application is terminated.

Programmer response

Define the STREAM I/O data set to contain V- or U-type record formats.

Symbolic Feedback Code

IBM0JU

IBM0648S **ONCODE=3797 The assignment of a graphic character string caused an error.**

Explanation

STREAM I/O issued this message because LIST, DATA, or EDIT input/output was attempted for a graphic

(DBCS) string and the corresponding source or target string or file did not have the necessary graphic attribute. This error could also be issued when a null graphic constant appears as an element in the data list of a PUT for LIST or EDIT. Null graphic constants are restricted as elements in the data list of a PUT for LIST or EDIT.

System action

The application is terminated.

Programmer response

Ensure that the source or target string in the data list is a valid graphic (DBCS) string and that it has been declared with the GRAPHIC attribute. If a null graphic constant caused the error, remove the null graphic constant from the data list of the PUT statement.

Symbolic Feedback Code

IBM0K8

IBM0650S **ONCODE=3799 The source was not modified in the CONVERSION ON-unit. Retry was not attempted.**

Explanation

The CONVERSION condition was raised by the presence of an invalid character in the string to be converted. The character was not corrected in an ON-unit using the ONCHAR or ONSOURCE pseudovisible.

System action

The application is terminated.

Programmer response

Use either the ONCHAR or the ONSOURCE pseudovisible in the CONVERSION ON-unit to assign a valid character to replace the invalid character in the source string.

Symbolic Feedback Code

IBM0KA

IBM0670S **ONCODE= *oncode-value* X was less than 0 in SQRT(X).**

Explanation

The built-in function SQRT was invoked with an argument that is less than zero. ONCODEs associated with this message are:

- 1500 Short floating-point argument
- 1501 Long floating-point argument
- 1502 Extended floating-point argument

System action

The application is terminated.

Programmer response

Modify the program so that the argument of the SQRT built-in function is never less than zero.

Symbolic Feedback Code

IBM0KU

IBM0671S **ONCODE= *oncode-value* X was less than or equal to 0 in LOG(X), LOG2(X) or LOG10(X).**

Explanation

One of the built-in functions LOG, LOG2, or LOG10 was invoked with an argument less than or equal to zero. The invocation may have been direct or as part of the evaluation of an exponentiation calculation. ONCODEs associated with this message are:

- 1503 Extended floating-point argument
- 1504 Short floating-point argument
- 1505 Long floating-point argument

System action

The application is terminated.

Programmer response

If the invocation is direct, modify the program so that the argument of the LOG, LOG2, or LOG10 built-in function is greater than zero. If the invocation is part of an exponentiation calculation, ensure that the argument is greater than zero.

Symbolic Feedback Code

IBM0KV

IBM0672S **ONCODE= *oncode-value* ABS(X) was too large in SIN(X), COS(X), SIND(X), COSD(X), TAN(X) or TAND(X).**

Explanation

The error occurred during one of the following:

- The evaluation of SIN, SIND, COS, COSD, TAN, or TAND when invoked implicitly
- The evaluation of TAN, when invoked during the evaluation of TAN or TANH with a complex argument
- The evaluation of SIN or COS, when invoked during the evaluation of EXP, SIN, SINH, COS, COSH, TAN, or TANH with a complex argument
- The evaluation of a general exponentiation function with complex arguments

The argument passed to TAN, TAND, SIN, SIND, COS, or COSD exceeded the limit specified below:

Table 45. Limits for Floating-Point Precision

Floating-Point Precision	Limit	
Binary $p \leq 21$ Decimal $p \leq 6$	$x < (2^{**18}) * K$	where K = pi for x in radians (SIN, COS, or TAN)
Binary $21 < p \leq 53$ Decimal $6 < p \leq 16$	$x < (2^{**50}) * K$	where K = 180 for x in degrees (SIND, COSD, or TAND)
Binary $53 < p \leq 109$ Decimal $16 < p \leq 33$	$x < (2^{**100}) * K / \pi$	

ONCODEs associated with this message are:

- 1506 Short floating-point argument involving SIN, COS, SIND or COSD
- 1507 Long floating-point argument involving SIN, COS, SIND or COSD
- 1508 Short floating-point argument involving TAN or TAND
- 1509 Long floating-point argument involving TAN or TAND
- 1517 Extended floating-point argument involving SIN, COS, SIND or COSD
- 1522 Extended floating-point argument involving TAN or TAND

System action

The application is terminated.

Programmer response

Ensure that X does not violate the limits as described above. If X is an expression, simplify X for easier problem diagnosis.

Symbolic Feedback Code

IBM0L0

IBM0674S **ONCODE= *oncode-value* Both X and Y were 0 in ATAN(Y,X) or ATAND(Y,X).**

Explanation

Two arguments, both of value zero, were given for the ATAN or ATAND built-in function. ATAN or ATAND was invoked either directly with a real argument or indirectly in the evaluation of the LOG built-in function with a complex argument. ONCODEs associated with this message are:

- 1510 Short floating-point arguments
- 1511 Long floating-point arguments
- 1521 Extended floating-point arguments

System action

The application is terminated.

Programmer response

Change the arguments of ATAN or ATAND to nonzero values.

Symbolic Feedback Code

IBM0L2

IBM0675S **ONCODE= *oncode-value* ABS(X) was greater than or equal to 1 in ATANH(X).**

Explanation

The ATANH built-in function had a floating-point argument with an absolute value that equaled or exceeded 1. ONCODEs associated with this message are:

- 1514 Short floating-point argument
- 1515 Long floating-point argument
- 1516 Extended floating-point argument

System action

The application is terminated.

Programmer response

Modify the ATANH built-in function so that the absolute value of a floating-point assignment does not equal or exceed 1.

Symbolic Feedback Code

IBM0L3

IBM0676S **ONCODE= *oncode-value* ABS(X) was greater than 1 in ASIN(X) or ACOS(X).**

Explanation

The absolute value of the floating-point argument of the ASIN or ACOS built-in function exceeded 1. ONCODEs associated with this message are:

- 1518 Short floating-point argument
- 1519 Long floating-point argument
- 1520 Extended floating-point argument

System action

The application is terminated.

Programmer response

Modify the program so that the ASIN or ACOS built-in function is never invoked with a floating-point argument whose absolute value exceeds 1.

Symbolic Feedback Code

IBM0L4

IBM0700S **ONCODE= *oncode-value* An attempt to assign data to an unallocated CONTROLLED variable occurred during GET DATA for file *file-name* .**

Explanation

A CONTROLLED variable in the stream was accessed by a GET FILE DATA statement, but there was no current allocation for the variable.

Example:

```
DCL X CONTROLLED FIXED BIN;  
GET DATA(X);
```

```
(Input stream contains  
X=5,.....)
```

The ONCODE associated with this message is 4001.

System action

The application is terminated.

Programmer response

Either remove the data item from the input stream or insert an ALLOCATE statement for the variable before the GET FILE DATA statement.

Symbolic Feedback Code

IBM0LS

IBM0701S **ONCODE= *oncode-value* An attempt to assign data to an unallocated CONTROLLED variable occurred on a GET DATA statement.**

Explanation

A CONTROLLED variable in the stream was accessed by a GET FILE DATA statement, but there was no current allocation for the variable.

Example:

```
DCL STR CHAR(4) INIT('X=5'),
X CONTROLLED FIXED BIN;
GET STRING(STR) DATA(X);
```

The ONCODE associated with this message is 4001.

System action

The application is terminated.

Programmer response

Either remove the data item from the string or insert an ALLOCATE statement for the variable before the GET STRING DATA statement.

Symbolic Feedback Code

IBM0LT

IBM0722S **ONCODE= *oncode-value* X was assigned a value of 0 and Y was not assigned the value of a positive real number in X**Y.**

Explanation

In an exponentiation operation the floating-point base was zero and the exponent was not a positive real number. ONCODEs associated with this message are:

- 1550 Real short floating-point base with an integer exponent
- 1551 Real long floating-point base with an integer exponent

- 1552 Real short floating-point base with a floating-point or non-integer exponent
- 1553 Real long floating-point base with a floating-point or non-integer exponent
- 1554 Complex short floating-point base with an integer exponent
- 1555 Complex long floating-point base with an integer exponent
- 1556 Complex short floating-point base with a floating-point or non-integer exponent
- 1557 Complex long floating-point base with a floating-point or non-integer exponent
- 1560 Real extended floating-point base with an integer exponent
- 1561 Real extended floating-point base with a floating-point or non-integer exponent
- 1562 Complex extended floating-point base with an integer exponent
- 1563 Complex extended floating-point base with a floating-point or non-integer exponent

System action

The application is terminated.

Programmer response

Modify the program so that the exponentiation operation involves a nonzero floating-point base or a positive real exponent.

Symbolic Feedback Code

IBM0MI

IBM0724S **ONCODE= *oncode-value* Z=+1i or Z=-1i in ATAN(Z) or Z=+1 or Z=-1 in ATANH(Z).**

Explanation

Either the complex floating-point argument of the ATAN built-in function had the value of +1i or -1i, or the complex floating-point argument of the ATANH built-in function has the value +1 or -1. ONCODEs associated with this message are:

- 1558 Complex short floating-point argument
- 1559 Complex long floating-point argument
- 1564 Complex extended floating-point argument

System action

The application is terminated.

Programmer response

Modify the program so the complex floating-point argument of ATAN never has the value of +1i or -1i, or the complex floating-point argument of the ATANH built-in function never has the value +1 or -1.

Symbolic Feedback Code

IBM0MK

IBM0750S **ONCODE= *oncode-value* A GOTO to an invalid block was attempted.**

Explanation

A GOTO statement that transfers control to a label variable was invalid. The possible causes are:

- The generation of the block that was active when the label variable was assigned was no longer active when the GOTO statement was run.
- The label variable was uninitialized.
- The element of the label array, to which control is to be transferred, does not exist in the program.
- An attempt has been made to transfer control to a block that is not within the scope of this task.

Example:

```
DCL L LABEL;  
BEGIN;  
A: L = A;  
END;  
GOTO L;
```

The ONCODE associated with this message is 9002.

System action

The application is terminated.

Programmer response

Modify the program so that the GOTO statement transfers control to a label in an active block.

Symbolic Feedback Code

IBM0NE

IBM0780S **ONCODE= *oncode-value* No WHEN clauses were satisfied and no OTHERWISE clause was available.**

Explanation

No WHEN clauses of a SELECT statement were selected and no OTHERWISE clause was present. The ONCODE associated with this message is 3.

System action

The application is terminated.

Programmer response

Add an OTHERWISE clause to the SELECT group.

Symbolic Feedback Code

IBM0OC

IBM0802S **ONCODE= *oncode-value* The GET/PUT STRING exceeded the source string size.**

Explanation

For input, a GET statement attempted to access data that exceeded the length of the source string. For output, a PUT statement attempted to assign data that exceeded the target string. The ONCODE associated with this message is 1002.

System action

The application is terminated.

Programmer response

For input, either extend the length attribute of the source string, or correct the data so that the length does not exceed the declared length of the source string. For output, either extend the length attribute of the target string, or correct the data so that the length does not exceed the declared length of the target string.

Symbolic Feedback Code

IBM0P2

IBM0803S **ONCODE= *oncode-value* A prior condition on file *file-name* prevented further output.**

Explanation

A PL/I WRITE, LOCATE, or PUT statement was issued for a file to which a previous attempt to transmit a record caused the TRANSMIT condition to be raised immediately. If the EVENT option was specified to be stacked until the event was waited on, the data set was not a unit-record device and no further processing of the file was possible. The ONCODE associated with this message is 1003.

System action

The application is terminated.

Programmer response

Correct the error that caused the TRANSMIT condition to be raised and rerun the program.

Symbolic Feedback Code

IBM0P3

IBM0804S	ONCODE= <i>oncode-value</i> The PRINT option/format item was used with non-PRINT file <i>file-name</i> .
-----------------	---

Explanation

An attempt was made to use one of the options PAGE or LINE for a file that was not a print file. The ONCODE associated with this message is 1004.

System action

The application is terminated.

Programmer response

Either remove the PRINT option/format item from the non-print file, or specify the PRINT option for the print file.

Symbolic Feedback Code

IBM0P4

IBM0805S	ONCODE= <i>oncode-value</i> A DISPLAY with REPLY option had a zero-length string.
-----------------	--

Explanation

The current length of the character string to be displayed, or the maximum length of the character string to which the reply was assigned, was zero. The ONCODE associated with this message is 1005.

System action

The application is terminated.

Programmer response

Change length of the character string to be displayed, or to which the reply is to be assigned, to greater than zero.

Symbolic Feedback Code

IBM0P5

IBM0807S	ONCODE= <i>oncode-value</i> The REWRITE or DELETE on file <i>file-name</i> occurred without a preceding READ SET or READ INTO statement.
-----------------	---

Explanation

A REWRITE or DELETE statement without the KEY option was run. The last input/output operation on the file was not a READ statement with the SET or INTO option or was a READ statement with the IGNORE option. The ONCODE associated with this message is 1007.

System action

The application is terminated.

Programmer response

Modify the program so that the REWRITE or DELETE statement is either preceded by a READ statement or, in the case of a REWRITE statement, replaced by a WRITE statement, according to the requirements of the program. A preceding READ statement with the IGNORE option will also cause the message to be issued.

Symbolic Feedback Code

IBM0P7

IBM0808S	ONCODE= <i>oncode-value</i> An invalid element was present in the string for a GET STRING DATA statement.
-----------------	--

Explanation

The identifier in the string named in the STRING option of a GET STRING DATA statement did not match the identifier in the data specification. Note that the DATAFIELD built-in function does not return a value in this case. The ONCODE associated with this message is 1008.

System action

The application is terminated.

Programmer response

Modify the program so that the string contains the identifier in the data specification.

Symbolic Feedback Code

IBM0P8

IBM0809S **ONCODE= *oncode-value*** An invalid file operation was attempted on file *file-name* .

Explanation

An attempt was made to perform an invalid operation on a file. For example, it is not possible to run a REWRITE statement on a STREAM file, read an output file, or write an input file. Other possible conflicts include:

Statement and Option

Conflicting File Attribute or Organization

Any record I/O statement

STREAM

Any stream I/O statement

RECORD

READ

OUTPUT

READ SET

UNBUFFERED

READ EVENT

BUFFERED

READ KEY

REGIONAL SEQUENTIAL or CONSECUTIVE

READ IGNORE

DIRECT

READ NOLOCK

SEQUENTIAL or INPUT

WRITE

INPUT SEQUENTIAL UPDATE

INDEXED DIRECT NOWRITE

REGIONAL (not KEYED)

WRITE EVENT

BUFFERED

REWRITE

INPUT or OUTPUT

REWRITE (without FROM)

UNBUFFERED or DIRECT

REWRITE KEY

SEQUENTIAL

REWRITE EVENT

BUFFERED

LOCATE

INPUT or UPDATE

UNBUFFERED

DIRECT

LOCATE KEYFROM

INDEXED or REGIONAL (without KEYED)

DELETE

INPUT or OUTPUT

CONSECUTIVE

REGIONAL SEQUENTIAL

RKP=0 (blocked records)

OPTCD=L not specified

DELETE KEY

SEQUENTIAL

UNLOCK

INPUT or OUTPUT

SEQUENTIAL

GET

OUTPUT

PUT

INPUT

The ONCODE associated with this message is 1009.

System action

The application is terminated.

Programmer response

Ensure the file declaration and the input/output statements for the named file are compatible.

Symbolic Feedback Code

IBM0P9

IBM0810S **ONCODE= *oncode-value*** A spanned record has been read that was larger than the specified record size, compromising program integrity (**FILE=** or **ONFILE= *file-name***).

Explanation

While reading a file that was opened for update, data management has returned a spanned record to PL/I that is larger than the record size specified for the file. As PL/I can only detect this condition after the record has been read, it is possible that program storage will have been corrupted by the oversized record. The ONCODE associated with this message is 1011.

System action

The application is terminated.

Programmer response

Examine the data set to determine the size of the largest spanned record expected. Because this problem is unique to update mode, program integrity may be ensured by opening the file for input. Otherwise examine the program that created the data set to determine the size of the largest spanned record that it should have created. Note that although the size of a spanned record is theoretically unlimited, processing in update mode is limited to a maximum record size of 32756.

Important! If this error is handled and the program allowed to continue the integrity of the program cannot be guaranteed.

Symbolic Feedback Code

IBM0PA

IBM0811S	ONCODE= <i>oncode-value</i> An I/O error occurred. The cause could not be determined due to insufficient data.
-----------------	---

Explanation

The data management routines detected an error during an input/output operation. The cause of the error could not be determined. The ONCODE associated with this message is 1011.

System action

The application is terminated.

Programmer response

If the error recurs after resubmitting the job, use PLIDUMP (or CEE5DMP) to obtain a storage dump and retain all the relevant documentation for study by IBM.

Symbolic Feedback Code

IBM0PB

IBM0812S	ONCODE= <i>oncode-value</i> A READ SET or READ INTO statement did not precede a REWRITE request.
-----------------	---

Explanation

A REWRITE statement with the INTO or SET option ran without a preceding READ statement. The ONCODE associated with this message is 1012.

System action

The application is terminated.

Programmer response

Modify the program so that the REWRITE statement is either preceded by a READ statement or replaced by a WRITE statement.

Symbolic Feedback Code

IBM0PC

IBM0813S	ONCODE= <i>oncode-value</i> The last READ statement before the last REWRITE or DELETE was incomplete.
-----------------	--

Explanation

An attempt was made to run a REWRITE or DELETE statement before a preceding READ statement (with the EVENT option) for a file that had completed. The ONCODE associated with this message is 1013.

System action

The application is terminated.

Programmer response

Insert a WAIT statement for the given event variable into the flow of control between the REWRITE or DELETE and READ statements. The REWRITE or DELETE statement should run after completion of the READ statement.

Symbolic Feedback Code

IBM0PD

IBM0814S	ONCODE= <i>oncode-value</i> Excessive incomplete I/O operations occurred for file <i>file-name</i>.
-----------------	--

Explanation

An attempt was made to initiate an input/output operation beyond the limit allowed by the operating system. For VSE, this limit is one. The ONCODE associated with this message is 1014.

System action

The application is terminated.

Programmer response

Modify the program so that the input/output operation is not initiated until an incomplete input/output operation completes.

Symbolic Feedback Code

IBM0PE

IBM0816S **ONCODE= *oncode-value* The implicit OPEN was unsuccessful for file *file-name* .**

Explanation

An error occurred during the implicit opening of a file. The UNDEFINEDFILE condition was raised and a normal return was made from the associated ON-unit, but the file was still unopened. The ONCODE associated with this message is 1016.

System action

The application is terminated.

Programmer response

Ensure that the file has been completely and correctly declared, and that the input/output statement that implicitly opens the file is not in conflict with the file declaration.

Symbolic Feedback Code

IBM0PG

IBM0818S **ONCODE= *oncode-value* An unexpected end of file/string was detected in the STREAM input.**

Explanation

The end of the file was detected before the completion of a GET FILE statement. The ONCODE associated with this message is 1018.

System action

The application is terminated.

Programmer response

For edit-directed input, ensure that the last item of data in the stream has the same number of characters as specified in the associated format item. If the error occurs while an X-format is running, ensure that the same number of characters to be skipped are present before the last data item in the stream. For

list-directed and data-directed input, ensure the last item of data in the data set that precedes the end-of-file character is terminated by a quote character for a string or a 'B' character for a bit-string.

Symbolic Feedback Code

IBM0PI

IBM0820S **ONCODE= *oncode-value* An attempt was made to access a locked record.**

Explanation

In an exclusive environment, an attempt was made to read, rewrite, or delete a record when either the record or the data set was locked by another file in this task. The ONCODE associated with this message is 1021.

System action

The application is terminated.

Programmer response

Ensure that all files accessing the data set have the EXCLUSIVE attribute. If a READ statement is involved, specify the NOLOCK option to suppress the locking mechanism.

Symbolic Feedback Code

IBM0PK

IBM0821S **ONCODE= *oncode-value* An I/O statement occurred before a WAIT statement completed a previous READ.**

Explanation

While an indexed sequential file was open for direct updating, an input/output statement was attempted before the completion of a previous READ statement with the EVENT option. The ONCODE associated with this message is 1020.

System action

The application is terminated.

Programmer response

Include a WAIT statement so that the erroneous input/output statement cannot be run until the completion of the previous READ statement with the EVENT option.

Symbolic Feedback Code

IBM0PL

IBM0822S **ONCODE= *oncode-value***
Insufficient space was available
for a record in the sequential
output data set.

Explanation

The space allocated for the sequential output data set was full. The ONCODE associated with this message is 1040.

System action

The application is terminated.

Programmer response

Increase the size of the data set, or check the logic of the application for possible looping.

Symbolic Feedback Code

IBM0PM

IBM0823S **ONCODE= *oncode-value*** **An invalid**
control format item was detected
during a GET/PUT STRING.

Explanation

An invalid control format item (PAGE, LINE, SKIP, or COL) was detected in a remote format list for a GET or PUT STRING statement.

Example:

```
DCL(A,B) CHAR(10),  
C CHAR(80);  
F:  FORMAT(A(10), SKIP,A(10));  
A='FRED'; B='HARRY';  
PUT STRING(C) EDIT(A,B) (R(F));
```

The ONCODE associated with this message is 1004.

System action

The application is terminated.

Programmer response

Modify the source program so that GET or PUT STRING statements do not use the control format items PAGE, LINE, SKIP or COL.

Symbolic Feedback Code

IBM0PN

IBM0825S **ONCODE= *oncode-value*** **The**
EVENT variable was already in use
with file *file-name*.

Explanation

An input/output statement with an EVENT option was attempted while a previous input/output statement with an EVENT option that used the same event variable was still incomplete. The ONCODE associated with this message is 1015.

System action

The application is terminated.

Programmer response

Either change the event variable used in the second EVENT option or insert a WAIT statement for the event variable between the two input/output statements.

Symbolic Feedback Code

IBM0PP

IBM0826S **ONCODE= *oncode-value*** **The**
EVENT variable was already used
with a DISPLAY statement.

Explanation

An input/output statement with an EVENT option was attempted while a previous DISPLAY statement with an EVENT option that used the same event variable was still incomplete.

System action

The application is terminated.

Programmer response

Either change the event variable used in the second EVENT option or insert a WAIT statement for the event variable between the DISPLAY statement and the input/output statement.

Symbolic Feedback Code

IBM0PQ

IBM0827S **ONCODE= *oncode-value*** **The**
EVENT variable was already active
and was used with entry *entry-*
***name* .**

Explanation

An event variable that was already used in the EVENT option in a CALL statement was still active when used again in the EVENT option of an input/output statement.

System action

The application is terminated.

Programmer response

Either use a different event variable or insert a WAIT statement so that the input/output statement is not run until the event variable becomes inactive.

Symbolic Feedback Code

IBM0PR

IBM0829S	ONCODE= <i>oncode-value</i> Insufficient virtual storage was available to VSAM.
-----------------	--

Explanation

During an OPEN/CLOSE or any other operation on a VSAM data set, insufficient storage was available for workspace and control blocks. The ONCODE associated with this message is 1025.

System action

The application is terminated.

Programmer response

Increase the partition size for the VSAM application.

Symbolic Feedback Code

IBM0PT

IBM0830S	ONCODE= <i>oncode-value</i> An I/O error occurred during a CLOSE operation.
-----------------	--

Explanation

An I/O error occurred while a VSAM close routine was either reading or writing a catalog record, or completing an outstanding I/O request.

System action

The application is terminated.

Programmer response

If the problem is related to an insufficient amount of virtual storage available to VSAM, try running the job with a larger partition GETVIS size. The access method services VERIFY command can be used to obtain more information pertaining to the error. See VSE/VSAM Commands for details.

Symbolic Feedback Code

IBM0PU

IBM0831S	ONCODE= <i>oncode-value</i> A position was not established for a sequential READ statement.
-----------------	--

Explanation

A READ statement without the KEY option was attempted on a VSAM data set. This occurred after sequential positioning was lost as the result of a previous error during sequential processing (for example, read error on index set or failure to position to next highest key after a "key not found" condition). The ONCODE associated with this message is 1026.

System action

The application is terminated.

Programmer response

Use the KEYTO option of the READ statement to obtain the keys of records read. Use this information to reposition a file for subsequent retrieval when positioning is lost.

Symbolic Feedback Code

IBM0PV

IBM0832S	ONCODE= <i>oncode-value</i> Insufficient space was available for VSAM file <i>file-name</i> .
-----------------	--

Explanation

VSAM was unable to allocate additional DASD space for the data set (ESDS or KSDS). This condition was raised during an attempt to write or locate a record during the sequential creation or extension of a data set and the space allocated to the data set was full. For a KSDS, the condition may have occurred when the associated PL/I file was opened for update and an attempt was made to write new records to the file or to increase the size of existing records using the WRITE and REWRITE statements respectively. The ONCODE associated with this message is 1022.

System action

The application is terminated.

Programmer response

Use the access method services ALTER command to extend a data set provided secondary allocation was specified during data set definition. See [VSE/VSAM Commands](#) for details.

Symbolic Feedback Code

IBM0Q0

IBM0833S	ONCODE= <i>oncode-value</i> A requested record was held in exclusive control.
-----------------	--

Explanation

The VSAM data set control interval containing the requested record was in the process of being updated by another file which used the same DLBL statement. The ONCODE associated with this message is 1027.

System action

The application is terminated.

Programmer response

Retry the update after completion of the other file's data transmission, or avoid having two files associated with the same data set at one time.

Symbolic Feedback Code

IBM0Q1

IBM0834S	ONCODE= <i>oncode-value</i> The requested record was stored on a non-mounted volume.
-----------------	---

Explanation

The requested record was stored on a non-mounted volume of a VSAM data set spanning several volumes. The ONCODE associated with this message is 1028.

System action

The application is terminated.

Programmer response

Ensure that all volumes on which a VSAM data set resides are accessible at the time the application is run.

Symbolic Feedback Code

IBM0Q2

IBM0835S	ONCODE= <i>oncode-value</i> An attempt to position the file for a sequential READ failed.
-----------------	--

Explanation

An attempt to reposition the next highest key for subsequent sequential retrieval on a VSAM KSDS, after the 'key not found' condition, failed. If file processing continued, the next I/O statement should have a positioning KEY option. (See message IBM0831). The ONCODE associated with this message is 1029.

System action

The application is terminated.

Programmer response

Use the KEYTO option of the READ statement to obtain the keys of the records read. Use this information to reposition the file for a subsequent retrieval.

Symbolic Feedback Code

IBM0Q3

IBM0836S	ONCODE= <i>oncode-value</i> The number of concurrent operations on a data set exceeded STRNO.
-----------------	--

Explanation

Several files accessed a VSAM data set by means of the same DLBL statement (that is, using the same title). The STRNO value that specifies the total number of operations on all files that can be active at the same time was less than the number of concurrent operations. The ONCODE associated with this message is 1014.

System action

The application is terminated.

Programmer response

Ensure the concurrent operations are valid. Or, modify the DSN ENVIRONMENT option (STRNO) to reflect the correct number of allowed concurrent operations. A read-rewrite pair of operations on a sequential file counts as one operation. For example, if three sequential files are to update the same data set at the same time, 'DSN(3)' should be specified in the ENVIRONMENT attribute.

Symbolic Feedback Code

IBM0Q4

IBM0837S **ONCODE= *oncode-value* An error occurred during an index upgrade.**

Explanation

A change to a base cluster could not be reflected in one of the indexes of the cluster's upgrade set. The ONCODE associated with this message is 1030.

System action

The application is terminated.

Programmer response

Run the job with a larger partition GETVIS size. The problem might be related to an insufficient amount of virtual storage available to VSAM.

Symbolic Feedback Code

IBM0Q5

IBM0838S **ONCODE= *oncode-value* The maximum number of alternate index pointers was exceeded.**

Explanation

The maximum number of alternate index pointers exceeded 32767. The maximum number of pointers allowed in an alternate index for any given key is 32767. This message will also be issued when the RECORDSIZE specified for a VSAM alternate index, defined with NONUNIQUEKEY, is not large enough to hold all the base cluster key pointers for a given non-unique alternate key.

System action

The application is terminated.

Programmer response

For alternate indices with non-unique keys, ensure the RECORDSIZE specified during the creation of the alternate index is large enough. For non-unique alternate indices, each alternate index record contains pointers to all the records that have the associated alternate index key. As a result, the index record can be quite large. If the number of alternate index pointers exceed the allowed maximum, then a different alternate key would need to be used. Refer to the appropriate VSAM manual for more information regarding the use of alternate index paths.

Symbolic Feedback Code

IBM0Q6

IBM0839S **ONCODE= *oncode-value* An invalid alternate index pointer was used.**

Explanation

A pointer in the alternate index was invalid. This may have been caused by incorrect use of the alternate index as a Key Sequenced Data Set (KSDS).

System action

The application is terminated.

Programmer response

See *IBM PL/I for VSE/ESA Programming Guide* regarding a general description on the use of alternate index. For more information, refer to the appropriate VSAM manual.

Symbolic Feedback Code

IBM0Q7

IBM0840S **ONCODE= *oncode-value* An invalid sequential WRITE was attempted.**

Explanation

A WRITE statement on a file associated with a Relative Record Data Set (RRDS) did not specify a relative record number. This resulted in an attempt to write in a slot already containing a record. The ONCODE associated with this message is 1031.

System action

The application is terminated.

Programmer response

Modify the WRITE statement to include a relative record number (or key) by specifying the KEYFROM option. If a relative record number is used, ensure the record number is valid. For error diagnosis, the KEYTO option can be used to obtain the number of the key for each record written if previous sequential WRITE statements did not have the KEYFROM option specified.

Symbolic Feedback Code

IBM0Q8

IBM0841S **ONCODE= *oncode-value* Data set open for output has used all available space (*FILE=* or *ONFILE= file-name*).**

Explanation

All extents of the data set have been filled during sequential output. The ONCODE associated with this message is 1040.

System action

The application is terminated.

Programmer response

Allocate more extents for the file or modify the program to write less data to the file.

Symbolic Feedback Code

IBM0Q9

IBM0850S **ONCODE= *oncode-value* The aggregate length exceeded the limit of 2**24 bytes.**

Explanation

The length of the structure or array to be mapped was greater than 2^{24} , thus exceeding the limits of addressability. The program was compiled with CMPAT(V1). The ONCODE associated with this message is 3800.

System action

The application is terminated.

Programmer response

Reduce the size of the array or structure to a size that can be accommodated within the main storage available. If a variable is used to specify the dimension or length, check that it has been correctly initialized before the storage is allocated to the aggregate. Or, compile the program with the CMPAT(V2) option.

Symbolic Feedback Code

IBM0QI

IBM0851S **ONCODE= *oncode-value* The array structure element could not be mapped.**

Explanation

The program was compiled with CMPAT(V1). Either the program contained a structure with:

- An adjustable element and an array element with extents that cause the relative virtual origin to exceed $2^{32}-1$.
- A structure with an adjustable element and an array with a lower bound greater than the upper bound.

Example:

```
DCL 1 A CTL,  
2 B CHAR(N),  
2 C (15000:15001, 15000:15001,  
15000:15001) CHAR(32700);  
N=2;  
ALLOCATE A;
```

The ONCODE associated with this message is 3801.

System action

The application is terminated.

Programmer response

If possible, compile the program with the CMPAT(V2) option. If recompiling is not possible:

- Ensure aggregates with array elements remain within the limit of addressability ($2^{32}-1$), or
- Ensure the lower bound is not greater than the upper bound.

Symbolic Feedback Code

IBM0QJ

IBM0852S **ONCODE= *oncode-value* The mapping of an aggregate to a COBOL form failed.**

Explanation

An attempt was made to pass to or obtain from a COBOL routine a structure with more than three dimensions. The ONCODE associated with this message is 3808.

System action

The application is terminated.

Programmer response

Ensure PL/I aggregates that are passed to or from COBOL routines are within the limits described above.

Symbolic Feedback Code

IBM0QK

IBM0854S **ONCODE= *oncode-value* The maximum depth of iteration exceeded the limits during an array initialization.**

Explanation

The depth of iteration within the initial attribute on an AUTOMATIC array exceeded 12.

System action

The application is terminated.

Programmer response

Change the depth of iteration to less than 12.

Symbolic Feedback Code

IBM0QM

IBM0855S **ONCODE=3809 The length of a *data aggregate* exceeded the maximum limit.**

Explanation

The length of the structure to be mapped was greater than the allowable limit. Structures that do not contain any unaligned bit elements have a maximum size of $2^{31}-1$ bytes. Structures with one or more unaligned bit elements have a maximum size of $2^{28}-1$ bytes.

System action

The application is terminated.

Programmer response

Reduce the size of the structure to less than the maximum allowed. If a variable is used to specify the dimension or length of an element, ensure the variable is correctly initialized before the storage is allocated to the aggregate.

Symbolic Feedback Code

IBM0QN

IBM0856S **ONCODE=3810 An extent of an array exceeded the maximum limit.**

Explanation

During structure mapping, an array with an extent greater than the allowed maximum was encountered. The largest allowable extent (upper bound minus lower bound) of any dimension in an array is $2^{31}-1$.

System action

The application is terminated.

Programmer response

Reduce the extent of the array to less than the maximum allowed. If a variable is used to specify a bound, ensure the variable is correctly initialized.

Symbolic Feedback Code

IBM0QO

IBM0870S **ONCODE= *oncode-value* The DOS/VS COBOL program is not supported for interlanguage communication in IBM Language Environment for z/VSE.**

Explanation

The DOS/VS COBOL program is not supported for interlanguage communication in IBM Language Environment for z/VSE.

System action

The application is terminated.

Programmer response

Compile the DOS/VS COBOL program with IBM COBOL for VSE/ESA or don't run the application with IBM Language Environment for z/VSE.

Symbolic Feedback Code

IBM0R6

IBM0880S **ONCODE= *oncode-value* A program check occurred in the SORT/MERGE program.**

Explanation

An error occurred while the SORT/MERGE program was running after it was invoked from a PL/I program by use of the PL/I SORT interface facilities. As a result, the SORT program was unable to continue and control was passed to the PL/I error-handler. The ONCODE associated with this message is 9200.

System action

The application is terminated.

Programmer response

Because the problem occurred while the SORT/MERGE program was running, refer to the appropriate SORT/MERGE program manual for an explanation of any SORT program messages and any other information that might be necessary to correct the error.

Symbolic Feedback Code

IBMORG

IBM0900S	ONCODE= <i>oncode-value</i> The WAIT statement would cause a permanent wait. The program has been terminated.
-----------------	--

Explanation

A WAIT statement that could never have been completed was encountered.

Example:

```
COMPLETION (E1) = '0'B;  
WAIT(E1);
```

The event E1 is inactive and incomplete.

System action

The application is terminated.

Programmer response

Modify the program so that the WAIT statement can never wait for an inactive or incomplete event. The ONCODE associated with this message is 2050.

Symbolic Feedback Code

IBM0S4

IBM0924W	Closing a file in the ON-unit caused errors in this statement.
-----------------	---

Explanation

An ON-unit for an I/O condition was entered and the file associated with the ON-unit was closed in the ON-unit. A GOTO statement should have been used to exit from the ON-unit. The result of a normal return from an ON-unit is undefined.

System action

No system action is performed.

Programmer response

Use a GOTO statement to exit from the ON-unit, or close the file outside of the ON-unit.

Symbolic Feedback Code

IBMOSS

IBM0925W	The PLIRETC value was reduced to 999.
-----------------	--

Explanation

The value passed to the PLIRETC built-in procedure was greater than 999. 999 is the maximum allowed user value.

System action

Processing continues with the next sequential statement.

Programmer response

Ensure all PLIRETC values are below 999.

Symbolic Feedback Code

IBM0ST

IBM0926S	ONCODE= <i>oncode-value</i> The CHECKPOINT/RESTART facility is not supported in a dynamic partition.
-----------------	---

Explanation

An attempt was made to call the CHECKPOINT/RESTART facility from PL/I. CHECKPOINT/RESTART is not supported in a dynamic partition. The ONCODE associated with this message is 9300.

System action

The application is terminated.

Programmer response

Remove the call to the CHECKPOINT/RESTART facility. If this facility needs to be used, run the application in a static partition which is below the 16-megabyte line.

Symbolic Feedback Code

IBM0SU

IBM0927S **ONCODE= *oncode-value* The CHECKPOINT/RESTART facility is not supported in a partition that extends above the 16-megabyte line.**

Explanation

An attempt was made to call the CHECKPOINT/RESTART facility from PL/I. CHECKPOINT/RESTART is not supported in a partition that extends above the 16-megabyte line. The ONCODE associated with this message is 9301.

System action

The application is terminated.

Programmer response

Remove the call to the CHECKPOINT/RESTART facility. If this facility needs to be used, run the application in a static partition that does not extend beyond the 16-megabyte line.

Symbolic Feedback Code

IBM0SV

IBM0928S **The PLICANC facility is not supported by PL/I VSE.**

Explanation

An attempt was made to call the built-in subroutine PLICANC. This facility is not available under VSE.

System action

Processing continues with the next PL/I statement.

Programmer response

Remove the call to PLICANC.

Symbolic Feedback Code

IBM0T0

IBM0929S **The job has been canceled by PLIREST.**

Explanation

Automatic restart is not available under VSE. The job is canceled to allow manual restart.

System action

The application is terminated.

Programmer response

Restart the job manually if necessary.

Symbolic Feedback Code

IBM0T1

IBM0930S **ONCODE= *oncode-value* An attempt was made to call a Checkout-compiled program in the LE/VSE environment.**

Explanation

Checkout-compiled programs are not supported in the LE/VSE environment.

System action

The application is terminated.

Programmer response

Remove the call to the Checkout-compiled program.

Symbolic Feedback Code

IBM0T2

IBM0931S **ONCODE=9259 PL/1 Module *module-name* has reached recursive call limit of 255.**

Explanation

The run-time has detected a recursive call loop to a PL/1 program from which there has been no return to the calling module. To avoid a never-ending call loop, this sequence will be tolerated up to a maximum of 255 iterations.

System action

The ERROR condition is raised and, unless handled, the default action is to terminate the enclave.

Programmer response

Modify the program to either limit the number of recursive calls to the same program(s), or avoid calling the same program recursively.

Symbolic Feedback Code

IBM0T3

Chapter 12. COBOL Run-Time Messages

Each message is followed by an explanation describing the condition that caused the message, a programmer response suggesting how you might prevent the message from occurring again, and a system action indicating how the system responds to the condition that caused the message.

The messages also contain a symbolic feedback code, which represents the first 8 bytes of a 12-byte condition token. You can think of the symbolic feedback code as the nickname for a condition. As such, the symbolic feedback code can be used in user-written condition handlers to screen for a given condition, even if it occurs at different locations in an application.

For a description of the format of COBOL run-time messages, see [“Interpreting Run-Time Messages” on page 21](#).

IGZ0002S *debugging-information*

Explanation

A permanent I/O error has occurred on a SAM file. The format of the information in *debugging-information* is:

```
Permanent I/O error file name = filename  
CCB = X'ccb'
```

where:

filename

is the name associated with the file.

ccb

is the hexadecimal-format CCB associated with the file. The CCB contains codes describing the error that occurred.

System action

The application was terminated.

Programmer response

For more information regarding the format of the CCB, see [z/VSE System Macros Reference](#) .

Symbolic Feedback Code

IGZ002

IGZ0003W *A logic error occurred for file **file-name** in program **program-name** at relative location **relative-location** .*

Explanation

This error is usually caused by an I/O operation request that is not valid for the file—for example, a WRITE into a file opened for INPUT, or a START to a VSAM ESDS.

A file status clause was specified or an error declarative statement was active for the file.

System action

No system action was taken.

Programmer response

Check the operation request and modify the program.

Symbolic Feedback Code

IGZ003

IGZ0004S *There was an attempt to cancel program **program-name** that was statically linked with a non-COBOL high level language program.*

Explanation

A COBOL program that is linked with programs of other high level languages cannot be canceled.

System action

The application was terminated.

Programmer response

Remove the failing CANCEL statement.

Symbolic Feedback Code

IGZ004

IGZ0005S *DOS/VS COBOL programs in the application were found in multiple enclaves.*

Explanation

DOS/VS COBOL programs are restricted to one enclave within an application.

System action

The application was terminated.

Programmer response

Modify the application so that the DOS/VS COBOL programs appear in one enclave only.

Symbolic Feedback Code

IGZ005

IGZ006S **The reference to table *table-name* by verb number *verb-number* on line *line-number* addressed an area outside the region of the table.**

Explanation

When the SSRANGE option is in effect, this message is issued to indicate that a fixed-length table has been subscripted in a way that exceeds the defined size of the table, or, for variable-length tables, the maximum size of the table.

The range check was performed on the composite of the subscripts and resulted in an address outside the region of the table. For variable-length tables, the address is outside the region of the table defined when all OCCURS DEPENDING ON objects are at their maximum values; the ODO object's current value is not considered. The check was not performed on individual subscripts.

System action

The application was terminated.

Programmer response

Ensure that the value of literal subscripts and/or the value of variable subscripts as evaluated at run-time do not exceed the subscripted dimensions for subscripted data in the failing statement.

Symbolic Feedback Code

IGZ006

IGZ007S **The size of the variable length group *group-name* exceeded the maximum defined length of the**

group at the time of reference by verb-number on line *line-number*

Explanation

When the SSRANGE option is in effect, this message is issued to indicate that a variable-length group generated by OCCURS DEPENDING ON has a length that is less than zero, or is greater than the limits defined in the OCCURS DEPENDING ON clauses.

The range check was performed on the composite length of the group, and not on the individual OCCURS DEPENDING ON objects.

System action

The application was terminated.

Programmer response

Ensure that OCCURS DEPENDING ON objects as evaluated at run-time do not exceed the maximum number of occurrences of the dimension for tables within the referenced group item.

Symbolic Feedback Code

IGZ007

IGZ009C **A delete of phase *phase-name* was unsuccessful.**

Explanation

An attempt to delete a phase failed.

System action

The application was terminated.

Programmer response

See your IBM service representative.

Symbolic Feedback Code

IGZ009

IGZ0011C ***module-name* was not a proper module for this system environment.**

Explanation

A library subroutine that is system sensitive is inappropriate for the current system environment. For example, an OS environment specific module has been loaded under CICS. The likely causes are:

- Improper concatenation sequence of sublibraries that contain the subroutine library, either during run-time or during link-edit of the COBPAC.
- An attempt to use a function unsupported on the current system (for example, ACCEPT on CICS).

System action

The application was terminated.

Programmer response

Check for the conditions stated above, and modify the environment or the application as needed.

Symbolic Feedback Code

IGZ00B

IGZ0012S **There was an invalid attempt to end a sort or merge.**

Explanation

A sort or merge initiated by a COBOL program was in progress and one of the following was attempted:

1. A STOP RUN was issued.
2. A GOBACK or an EXIT PROGRAM was issued within the input procedure or the output procedure of the COBOL program that initiated the sort or merge. Note that the GOBACK and EXIT PROGRAM statements are allowed in a program called by an input procedure or an output procedure.
3. A user handler associated with the program that initiated the sort or merge moved the condition handler resume cursor and resumed the application.

System action

The application was terminated.

Programmer response

Change the application so that it does not use one of the above methods to end the sort or merge.

Symbolic Feedback Code

IGZ00C

IGZ0013S **An error return code *return-code* came from a CICS command *CICS-command* issued by library subroutine *library-subroutine* .**

Explanation

An error was encountered when a run-time routine issued a CICS command. The error return code is from the field EIBRESP in the CICS EIB. For more information about the values for the field EIBRESP, see [CICS Transaction Server for VSE/ESA Application Programming Reference](#)

System action

The application was terminated.

Programmer response

Modify your application as required.

Symbolic Feedback Code

IGZ00D

IGZ0014W ***module-name* is no longer supported. Its content was ignored.**

Explanation

This message is issued when the run-time detects that IGZETUN or IGZEOPT is linked with the application. IGZETUN and IGZEOPT are ignored when running with LE/VSE. CEEUOPT may be used in place of IGZETUN and IGZEOPT.

System action

No system action was taken.

Programmer response

Remove the explicit INCLUDE of IGZEOPT or IGZETUN during the link-edit step.

Symbolic Feedback Code

IGZ00E

IGZ0015S **A recursive call was attempted to a program that was already active. The program name is *program-name* .**

Explanation

COBOL does not allow recursive entries to programs which have started, but have not yet terminated. For example, if program A calls program B, program B cannot call program A.

System action

The application was terminated.

Programmer response

Remove the recursive call to *program-name*.

Symbolic Feedback Code

IGZ00F

IGZ0016W	Program <i>program-name</i> could not be deactivated by non-return exit of a routine. Subsequent reentry is not supported.
-----------------	---

Explanation

A COBOL program cannot normally be recursively entered. When non-return style procedure collapse processing is being performed for a COBOL program, an attempt is made to reset the program to a state where it can be recursively entered. This is not supported for certain combinations of function used within the program. After this message is issued, any attempt to reenter the program will result in message IGZ0015S and termination of the enclave.

System action

No system action was taken.

Programmer response

Do not reenter the program or modify the program to allow it to be successfully reset.

Symbolic Feedback Code

IGZ00G

IGZ0017S	The open of DISPLAY or ACCEPT file with environment name <i>environment-name</i> was unsuccessful.
-----------------	---

Explanation

An error occurred while opening the DISPLAY/ACCEPT file.

System action

The application was terminated.

Programmer response

Make sure the system logical unit associated with the file is assigned to a valid device.

Symbolic Feedback Code

IGZ00H

IGZ0018S	On CICS, an attempt was made to run a COBOL program which is not reentrant. The program name is <i>program-name</i> .
-----------------	--

Explanation

COBOL programs running on CICS must be reentrant.

System action

The application was terminated.

Programmer response

In order to make a COBOL program reentrant, compile the COBOL program with the RENT compile-time option.

Symbolic Feedback Code

IGZ00I

IGZ0019W	A FUNCTION result used as a DELIMITED BY operand is larger than the UNSTRING object in program <i>program-name</i> at displacement <i>displacement</i> . The DELIMITED BY phrase is ignored.
-----------------	---

Explanation

A FUNCTION used as a DELIMITED BY operand was larger than the UNSTRING object.

System action

No system action was taken.

Programmer response

Check the FUNCTION arguments to ensure that they are not larger than the UNSTRING object.

Symbolic Feedback Code

IGZ00J

IGZ0020S	A logic error occurred. Neither FILE STATUS nor a declarative was specified for file <i>file-name</i> in
-----------------	---

program *program-name* at relative location *relative-location* . The status code was *status-code* .

Explanation

This error is an I/O error, usually caused by an operation request that is not valid for the file, for example, a WRITE into a file opened for INPUT, or a START to a VSAM ESDS.

No file status clause was specified, and no error declarative was in effect.

System action

The application was terminated.

Programmer response

Check operation request for the file.

Symbolic Feedback Code

IGZ00K

IGZ0021C ***macro-name* was unsuccessful for file *file-name* .**

Explanation

The execution of an ENDREQ, GENCB, MODCB, SHOWCB, TESTCB, SHOWCAT, or LABEL macro failed. This is the result of system or VSAM problems.

System action

The application was terminated.

Programmer response

See your IBM service representative.

Symbolic Feedback Code

IGZ00L

IGZ0022W **File *file-name* in program *program-name* will return the maximum record length when read.**

Explanation

A VSAM RRDS with a varying record length has been opened for input. The maximum record length will be returned.

System action

No system action was taken.

Programmer response

None.

Symbolic Feedback Code

IGZ00M

IGZ0024S **An invalid separate sign character was detected in *program-name* at displacement *displacement* .**

Explanation

An operation was attempted on data defined with a separate sign. The value in the sign position was not a plus (+) or a minus (-).

System action

The application was terminated.

Programmer response

This error might have occurred because of a REDEFINES clause involving the sign position or a group move involving the sign position, or the position was never initialized. Check for these cases.

Symbolic Feedback Code

IGZ00O

IGZ0026W **The SORT-RETURN special register was never referenced, but the current content indicated the sort or merge operation in program *program-name* on line number *line-number* was unsuccessful.**

Explanation

The COBOL source does not contain any references to the sort-return register. The compiler generates a test after each sort or merge verb. A nonzero return code has been passed back to the program by the sort/merge operation.

System action

No system action was taken.

Programmer response

Determine why the sort/merge operation was unsuccessful and fix the problem. Possible reasons why the sort/merge operation was unsuccessful include:

- There was an error detected by the Sort/Merge program being used. See the Sort/Merge program messages for the reason for the error.
- The SORT-RETURN special register was set to a non-zero value by the application program while in an input procedure or an output procedure.

Symbolic Feedback Code

IGZ00Q

IGZ0027W **The sort control file could not be opened.**

Explanation

An attempt to open the sort control file has failed. Possible reasons for the open failure include:

- The name of the sort control file specified in the SORT-CONTROL special register was SYSIPT, but SYSIPT was not assigned to a valid device.
- The name of the sort control file specified in the SORT-CONTROL special register was the name of a VSE Librarian member, but the member was not found in any of the sublibraries defined in the LIBDEF search chain.

When the sort control file cannot be opened, user-supplied sort control cards will not be passed to the Sort/Merge program being used.

System action

No system action was taken.

Programmer response

If you want to pass in sort control cards from the sort control file, verify that the name is specified and the file or VSE Librarian member is available.

Symbolic Feedback Code

IGZ00R

IGZ0028S **An I/O error occurred in sort control file *file-name* .**

Explanation

An I/O error was encountered while trying to read the sort control file. Some or all of the user-supplied sort control cards will not be passed to the Sort/Merge program being used.

System action

The application was terminated.

Programmer response

For more information, look at any previous system messages you received relating to this I/O error.

Symbolic Feedback Code

IGZ00S

IGZ0029S **Argument-1 for function *function-name* in program *program-name* at line *line-number* was less than zero.**

Explanation

An illegal value for argument-1 was used.

System action

The application was terminated.

Programmer response

Ensure that argument-1 is greater than or equal to zero.

Symbolic Feedback Code

IGZ00T

IGZ0030S **Argument-2 for function *function-name* in program *program* at line *line-number* was not a positive integer.**

Explanation

An illegal value for argument-1 was used.

System action

The application was terminated.

Programmer response

Ensure that argument-2 is a positive integer.

Symbolic Feedback Code

IGZ00U

IGZ0031S **A restart was not possible since the checkpoint record *record-name* was taken while a sort or merge was in progress.**

Explanation

An attempt was made to use the restart facility of checkpoint/restart to resume execution of a job from a checkpoint taken by a COBOL program because of a rerun clause during a Sort/Merge operation. Only checkpoints taken by the sort product can be used to restart from a point within the Sort/Merge operation.

The checkpoint record cannot be used for restart.

System action

The application was terminated.

Programmer response

Use a different checkpoint record. If no other checkpoint records exist, the job cannot be restarted.

Symbolic Feedback Code

IGZ00V

IGZ0032S **A CANCEL was attempted on active program *program-name* .**

Explanation

An attempt was made to cancel an active program. For example, program A called program B; program B is trying to cancel program A.

System action

The application was terminated.

Programmer response

Remove the failing CANCEL statement.

Symbolic Feedback Code

IGZ010

IGZ0033S **An attempt was made to pass a parameter address above 16 megabytes to AMODE(24) program *program-name* .**

Explanation

An attempt was made to pass a parameter located above the 16-megabyte storage line to a program in AMODE(24). The called program will not be able to address the parameter.

System action

The application was terminated.

Programmer response

If the calling program is compiled with the RENT option, the DATA(24) option may be used in the calling program to make sure that its data is located in storage accessible to an AMODE(24) program. If the calling program is compiled with the NORENT option, the RMODE(24) option may be used in the calling program to make sure that its data is located in storage accessible to an AMODE(24) program.

Symbolic Feedback Code

IGZ011

IGZ0034W **The file with system-name *system-name* could not be extended. Secondary extents were not specified or were not available. The last WRITE was at offset *offset* in program *program-name* .**

Explanation

There is insufficient space available for an output file. There is no invalid key clause, file status, or user error declarative.

System action

No system action was taken.

Programmer response

Check the file extents and, if necessary, reallocate the file.

Symbolic Feedback Code

IGZ012

IGZ0035S **There was an unsuccessful OPEN or CLOSE of file *file-name* in program *program-name* at relative location *location* . Neither FILE STATUS nor an ERROR declarative were specified. The status code was *status-code* .**

Explanation

An error has occurred while opening or closing the named file. No file status or user error declarative was specified.

System action

The application was terminated.

Programmer response

Check to make sure the indicated file is correctly defined in your JCL. For a description of the file status code, see [IBM COBOL for VSE/ESA Language Reference](#)

Symbolic Feedback Code

IGZ013

IGZ0036W	Truncation of high order digit positions occurred in program <i>program-name</i> on line number <i>line-number</i> .
-----------------	---

Explanation

The generated code has truncated an intermediate result (that is, temporary storage used during an arithmetic calculation) to 30 digits; some of the truncated digits were not 0.

System action

No system action was taken.

Programmer response

See [IBM COBOL for VSE/ESA Programming Guide](#) for a description of intermediate results.

Symbolic Feedback Code

IGZ014

IGZ0037S	The flow of control in program <i>program-name</i> proceeded beyond the last line of the program.
-----------------	--

Explanation

The program did not have a terminator (STOP, GOBACK, or EXIT), and control fell through the last instruction.

System action

The application was terminated.

Programmer response

Check the logic of the program. Sometimes this error occurs because of one of the following logic errors:

- The last paragraph in the program was only supposed to receive control as the result of a PERFORM statement, but due to a logic error it was branched to by a GO TO statement.
- The last paragraph in the program was executed as the result of a "fall-through" path, and there was no statement at the end of the paragraph to end the program.

Symbolic Feedback Code

IGZ015

IGZ0039S	An invalid overpunched sign was detected in program <i>program-name</i> on line <i>line-number</i> .
-----------------	---

Explanation

An operation was attempted on data defined with an overpunched sign. The value in the sign was not valid.

System action

The application was terminated.

Programmer response

This error might have occurred because of a REDEFINES clause involving the sign position or a group move involving the sign position, or the position was never initialized. Check for the above cases.

Symbolic Feedback Code

IGZ017

IGZ0040S	An invalid separate sign was detected in program <i>program-name</i> on line <i>line-number</i> .
-----------------	--

Explanation

An operation was attempted on data defined with a separate sign. The value in the sign position was not a plus (+) or a minus (-).

System action

The application was terminated.

Programmer response

This error might have occurred because of a REDEFINES clause involving the sign position or a group move involving the sign position, or the position was never initialized. Check for the above cases.

Symbolic Feedback Code

IGZ018

IGZ0041W **The warning message limit was exceeded. Further warning messages were suppressed.**

Explanation

The limit on warning messages is 256. This constraint on the number of warning messages prevents a looping program from flooding the system buffers.

System action

No system action was taken.

Programmer response

Correct the situations causing the warning messages or correct the looping problem.

Symbolic Feedback Code

IGZ019

IGZ0042C **There was an attempt to use the IGZBRDGE macro, but the calling program was not COBOL.**

Explanation

A non-COBOL program attempted to call a COBOL program using the IGZBRDGE interface. COBOL/VSE could not find a COBOL environment.

System action

The application was terminated.

Programmer response

Do not call an entry point specified via the IGZBRDGE macro from a non-COBOL program.

Symbolic Feedback Code

IGZ01A

IGZ0044S **There was an attempt to call the COBOL main program *program-name* that was not in initial state.**

Explanation

You will receive this message if you attempt to enter a NONREENTRANT COBOL/VSE or VS COBOL II main program more than once. This is a nonstandard entry attempt.

System action

The application was terminated.

Programmer response

Modify the application so that the *non-reentrant* COBOL main program won't be called more than once.

Symbolic Feedback Code

IGZ01C

IGZ0046W **The value specified in the program for the *special-register* special register was overridden by the corresponding value in the sort control file.**

Explanation

A nondefault value for the SORT special register specified in the message was used in a program, but a value in the SORT control file which corresponds to that SORT special register was found. The value in the SORT control file was used, and the value in the SORT special register was ignored.

System action

No system action was taken.

Programmer response

See [IBM COBOL for VSE/ESA Programming Guide](#) for a description of SORT special registers and the SORT control file.

Symbolic Feedback Code

IGZ01E

IGZ0048W **A negative base was raised to a fractional power in an exponentiation expression in program *program-name* at displacement *displacement* . The absolute value of the base was used.**

Explanation

A negative number raised to a fractional power occurred in a library routine.

The value of a negative number raised to a fractional power is undefined in COBOL. If a SIZE ERROR clause had appeared on the statement in question, the SIZE ERROR imperative would have been used. However, no SIZE ERROR clause was present, so the absolute value of the base was used in the exponentiation.

System action

No system action was taken.

Programmer response

Ensure that the program variables in the failing statement have been set correctly.

Symbolic Feedback Code

IGZ01G

IGZ0049W	A zero base was raised to a zero power in an exponentiation expression in program <i>program-name</i> at displacement <i>displacement</i> . The result was set to one.
-----------------	---

Explanation

The value of zero raised to the power zero occurred in a library routine.

The value of zero raised to the power zero is undefined in COBOL. If a SIZE ERROR clause had appeared on the statement in question, the SIZE ERROR imperative would have been used. However, no SIZE ERROR clause was present, so the value returned was one.

System action

No system action was taken.

Programmer response

Ensure that the program variables in the failing statement have been set correctly.

Symbolic Feedback Code

IGZ01H

IGZ0050S	A zero base was raised to a negative power in an exponentiation expression
-----------------	---

in program *program-name* at displacement *displacement* .

Explanation

The value of zero raised to a negative power occurred in a library routine.

The value of zero raised to a negative number is not defined. If a SIZE ERROR clause had appeared on the statement in question, the SIZE ERROR imperative would have been used. However, no SIZE ERROR clause was present.

System action

The application was terminated.

Programmer response

Ensure that the program variables in the failing statement have been set correctly.

Symbolic Feedback Code

IGZ01I

IGZ0051S	An invalid EBCDIC digit string was detected on conversion to floating point in <i>program-name</i> at displacement <i>displacement</i> .
-----------------	---

Explanation

The input to the conversion routine contained invalid EBCDIC data.

System action

The application was terminated.

Programmer response

Ensure that the program variables in the failing statement have been set correctly.

Symbolic Feedback Code

IGZ01J

IGZ0052C	An internal error or invalid parameters were detected in the floating point conversion routine called from <i>program-name</i> at displacement <i>displacement</i> .
-----------------	---

Explanation

None.

System action

The application was terminated.

Programmer response

See your IBM service representative.

Symbolic Feedback Code

IGZ01K

IGZ0053S **An overflow occurred on conversion to floating point in *program-name* at displacement *displacement* .**

Explanation

A number was generated in the program that is too large to be represented in floating point.

System action

The application was terminated.

Programmer response

You need to modify the program appropriately to avoid an overflow.

Symbolic Feedback Code

IGZ01L

IGZ0054W **An overflow occurred on conversion from floating point to fixed point in *program-name* at displacement *displacement* . The result was truncated.**

Explanation

The result of a conversion to fixed point from floating point contains more digits than will fit in the fixed point receiver. The high order digits were truncated.

System action

No system action was taken.

Programmer response

No action is necessary, although you may want to modify the program to avoid an overflow.

Symbolic Feedback Code

IGZ01M

IGZ0055W **An underflow occurred on conversion to floating point in *program-name* at displacement *displacement* . The result was set to zero.**

Explanation

On conversion to floating point, the negative exponent exceeded the limit of the hardware. The floating point value was set to zero.

System action

No system action was taken.

Programmer response

No action is necessary, although you may want to modify the program to avoid an underflow.

Symbolic Feedback Code

IGZ01N

IGZ0056W **One or more files were not closed by program *program-name* prior to program termination.**

Explanation

The specified program has finished but has not closed all of the files it opened. COBOL attempts to clean up storage and closes any open files.

System action

No system action was taken.

Programmer response

Check that all files are closed before the program terminates.

Symbolic Feedback Code

IGZ01O

IGZ0057S **There was an attempt to initialize a reusable environment through ILBDSETO, but either the enclave was not the first enclave or COBOL was not the main program of the already established enclave.**

Explanation

A request to establish a reusable environment through ILBDSET0 can occur only at the beginning of the application. For example, this error can occur when:

- PL/I program calls ASSEMBLE program which calls ILBDSET0
- LE/VSE-enabled ASSEMBLE program calls ILBDSET0

System action

The application was terminated.

Programmer response

Only invoke ILBDSET0 prior to calling any program within the application that brings up LE/VSE.

Symbolic Feedback Code

IGZ01P

IGZ0058S	Exponent overflow occurred in program <i>program-name</i> at displacement <i>displacement</i> .
-----------------	--

Explanation

Floating point exponent overflow occurred in a library routine.

System action

The application was terminated.

Programmer response

Ensure that the program variables in the failing statement have been set correctly.

Symbolic Feedback Code

IGZ01Q

IGZ0059W	An exponent with more than nine digits was truncated in program <i>program-name</i> at displacement <i>displacement</i> .
-----------------	--

Explanation

Exponents in fixed point exponentiations may not contain more than nine digits. The exponent was truncated back to nine digits; some of the truncated digits were not 0.

System action

No system action was taken.

Programmer response

No action is necessary, although you may want to adjust the exponent in the failing statement.

Symbolic Feedback Code

IGZ01R

IGZ0060W	Truncation of high order digit positions occurred in program <i>program-name</i> at displacement <i>displacement</i> .
-----------------	---

Explanation

Code in a library routine has truncated an intermediate result (that is, temporary storage used during an arithmetic calculation) back to 30 digits; some of the truncated digits were not 0.

System action

No system action was taken.

Programmer response

See IBM [COBOL for VSE/ESA Programming Guide](#) for a description of intermediate results.

Symbolic Feedback Code

IGZ01S

IGZ0061S	Division by zero occurred in program <i>program-name</i> at displacement <i>displacement</i> .
-----------------	---

Explanation

Division by zero occurred in a library routine. Division by zero is not defined. If a SIZE ERROR clause had appeared on the statement in question, the SIZE ERROR imperative would have been used. However, no SIZE ERROR clause was present.

System action

The application was terminated.

Programmer response

Ensure that the program variables in the failing statement have been set correctly.

Symbolic Feedback Code

IGZ01T

IGZ0063S **An invalid sign was detected in a numeric edited sending field in *program-name* on line number *line-number* .**

Explanation

An attempt has been made to move a signed numeric edited field to a signed numeric or numeric edited receiving field in a MOVE statement. However, the sign position in the sending field contained a character that was not a valid sign character for the corresponding PICTURE.

System action

The application was terminated.

Programmer response

Ensure that the program variables in the failing statement have been set correctly.

Symbolic Feedback Code

IGZ01V

IGZ0064S **A recursive call to active program *program-name* in compilation unit *compilation-unit* was attempted.**

Explanation

COBOL does not allow reinvocation of an internal program which has begun execution, but has not yet terminated. For example, if internal programs A and B are siblings of a containing program, and A calls B and B calls A, this message will be issued.

System action

The application was terminated.

Programmer response

Examine your program to eliminate calls to active internal programs.

Symbolic Feedback Code

IGZ020

IGZ0065S **A CANCEL of active program *program-name* in compilation unit *compilation-unit* was attempted.**

Explanation

An attempt was made to cancel an active internal program. For example, if internal programs A and B are siblings in a containing program and A calls B and B cancels A, this message will be issued.

System action

The application was terminated.

Programmer response

Examine your program to eliminate cancelation of active internal programs.

Symbolic Feedback Code

IGZ021

IGZ0066S **The length of external data record *data-record* in program *program-name* did not match the existing length of the record.**

Explanation

While processing External data records during program initialization, it was determined that an External data record was previously defined in another program in the run-unit, and the length of the record as specified in the current program was not the same as the previously defined length.

System action

The application was terminated.

Programmer response

Examine the current file and ensure the External data records are specified correctly.

Symbolic Feedback Code

IGZ022

IGZ0067S **The NOEQUALS keyword in the sort control file *file-name* conflicted with the specifications of the DUPLICATES phrase on the SORT statement.**

Explanation

A sort control file with an OPTION card specifying the NOEQUALS keyword was used for a SORT which had the DUPLICATES IN ORDER phrase specified.

The NOEQUALS keyword and the DUPLICATES phrase conflict.

System action

The application was terminated.

Programmer response

Either remove the NOEQUALS keyword from the sort control file or remove the DUPLICATES IN ORDER phrase from the SORT statement.

Symbolic Feedback Code

IGZ023

IGZ0068W Duplicate characters were ignored in an INSPECT CONVERTING statement in program *program-name* at displacement *displacement* .

Explanation

The same character appeared more than once in the identifier that contained the characters to be converted in an INSPECT CONVERTING statement. The first occurrence of the character, and the corresponding character in the replacement field, are used, and subsequent occurrences are not used.

System action

No system action was taken.

Programmer response

Duplicate characters in the indicated INSPECT statement may be deleted; programmer action is not required.

Symbolic Feedback Code

IGZ024

IGZ0071S ALL subscripted table reference to table *table-name* by verb number *verb-number* on line *line-number* had an ALL subscript specified for an OCCURS DEPENDING ON dimension, and the object was less than or equal to 0.

Explanation

When the SSRANGE option is in effect, this message is issued to indicate that there are 0 occurrences of dimension subscripted by ALL.

The check is performed against the current value of the OCCURS DEPENDING ON OBJECT.

System action

The application was terminated.

Programmer response

Ensure that ODO object(s) of ALL-subscripted dimensions of any subscripted items in the indicated statement are positive.

Symbolic Feedback Code

IGZ027

IGZ0072S A reference modification start position value of *reference-modification-value* on line *line-number* referenced an area outside the region of data item *data-item* .

Explanation

The value of the starting position in a reference modification specification was less than 1, or was greater than the current length of the data item that was being reference modified. The starting position value must be a positive integer less than or equal to the number of characters in the reference modified data item.

System action

The application was terminated.

Programmer response

Check the value of the starting position in the reference modification specification.

Symbolic Feedback Code

IGZ028

IGZ0073S A non-positive reference modification length value of *reference-modification-value* on line *line-number* was found in a reference to data item *data-item* .

Explanation

The length value in a reference modification specification was less than or equal to 0. The length value must be a positive integer.

System action

The application was terminated.

Programmer response

Check the indicated line number in the program to ensure that any reference modified length values are (or will resolve to) positive integers.

Symbolic Feedback Code

IGZ029

IGZ0074S	A reference modification start position value of <i>reference-modification-value</i> and length value of <i>length</i> on line <i>line-number</i> caused reference to be made beyond the rightmost character of data item <i>data-item</i> .
-----------------	---

Explanation

The starting position and length value in a reference modification specification combine to address an area beyond the end of the reference modified data item. The sum of the starting position and length value minus one must be less than or equal to the number of characters in the reference modified data item.

System action

The application was terminated.

Programmer response

Check the indicated line number in the program to ensure that any reference modified start and length values are set such that a reference is not made beyond the rightmost character of the data item.

Symbolic Feedback Code

IGZ02A

IGZ0075S	Inconsistencies were found in EXTERNAL file <i>file-name</i> in program <i>program-name</i> . The following file attributes did not match those of the established external file: <i>attribute-1 attribute-2 attribute-3 attribute-4 attribute-5 attribute-6 attribute-7</i>
-----------------	---

Explanation

One or more attributes of an external file did not match between two programs that defined it.

System action

The application was terminated.

Programmer response

Correct the external file. For a summary of file attributes which must match between definitions of the same external file, see [IBM COBOL for VSE/ESA Language Reference](#)

Symbolic Feedback Code

IGZ02B

IGZ0076W	The number of characters in the INSPECT REPLACING CHARACTERS BY data-name in program <i>program-name</i> at displacement <i>displacement</i> was not equal to one. The first character was used.
-----------------	---

Explanation

A data item which appears in a CHARACTERS phrase within a REPLACING phrase in an INSPECT statement must be defined as being one character in length. Because of a reference modification specification for this data item, the resultant length value was not equal to one. The length value is assumed to be one.

System action

No system action was taken.

Programmer response

You may correct the reference modification specifications in the failing INSPECT statement to ensure that the reference modification length is (or will resolve to) 1; programmer action is not required.

Symbolic Feedback Code

IGZ02C

IGZ0077W	The lengths of the <i>data-item</i> items in program <i>program-name</i> at displacement <i>displacement</i> were not equal. The shorter length was used.
-----------------	--

Explanation

The two data items which appear in a REPLACING or CONVERTING phrase in an INSPECT statement must have equal lengths, except when the second such item is a figurative constant. Because of the reference modification for one or both of these data items, the resultant length values were not equal. The shorter length value is applied to both items, and execution proceeds.

System action

No system action was taken.

Programmer response

You may adjust the operands of unequal length in the failing INSPECT statement; programmer action is not required.

Symbolic Feedback Code

IGZ02D

IGZ0078S	ALL subscripted table reference to table <i>table-name</i> by verb number <i>verb-number</i> on line <i>line-number</i> will exceed the upper bound of the table.
-----------------	--

Explanation

When the SSRANGE option is in effect, this message is issued to indicate that a multi-dimension table with ALL specified as one or more of the subscripts will result in a reference beyond the upper limit of the table.

The range check was performed on the composite of the subscripts and the maximum occurrences for the ALL subscripted dimensions. For variable-length tables the address is outside the region of the table defined when all OCCURS DEPENDING ON objects are at their maximum values; the ODO object's current value is not considered. The check was not performed on individual subscripts.

System action

The application was terminated.

Programmer response

Ensure that OCCURS DEPENDING ON objects as evaluated at run-time do not exceed the maximum number of occurrences of the dimension for table items referenced in the failing statement.

Symbolic Feedback Code

IGZ02E

IGZ0079S	On CICS, <i>program-lang</i> program <i>program-name</i> attempted to call DOS/VS COBOL program <i>program-name</i>.
-----------------	---

Explanation

On CICS, a COBOL/VSE or a VS COBOL II program attempted to call an DOS/VS COBOL program with the CALL statement. Using the CALL statement to perform calls between the following are not supported on CICS:

- COBOL/VSE programs and DOS/VS COBOL programs
- VS COBOL II programs and DOS/VS COBOL programs

System action

The application was terminated.

Programmer response

If you need to invoke a DOS/VS COBOL program from a COBOL/VSE or VS COBOL II program, use EXEC CICS LINK.

Symbolic Feedback Code

IGZ02F

IGZ0080I	End of file or end of volume on <i>filename</i>. Reply "EOF" or "EOV".
-----------------	---

Explanation

The program has read to the end of an unlabeled input tape. If the tape is a labeled tape, this message might occur if a TLBL JCL statement has not been provided, or it has been specified with a different filename than *filename* specified in assignment-name-1 of the ASSIGN clause for the file.

System action

The system waits for a response to the message.

Programmer response

Reply "EOF" if this is the last or only input volume. Reply "EOV" if there are additional input volumes for the file being processed.

Symbolic Feedback Code

IGZ02G

IGZ0081W **The CHECKPOINT file *filename* was not available. Checkpointing will be by-passed.**

Explanation

The file *filename* specified on the RERUN clause was not available. The checkpointing specified by the RERUN clause was by-passed.

System action

No system action was taken.

Programmer response

Check your job control to make sure that the checkpoint file is defined correctly.

Symbolic Feedback Code

IGZ02H

IGZ0082W **The open of file with system-name *system-name* was unsuccessful. The system logical unit number was invalid or could not be determined.**

Explanation

COBOL attempted to OPEN the file *system-name*, but was unable to determine a valid system logical unit number for the file.

If the file resides on a direct access device, and is not a SAM ESDS file, one of the following may have occurred:

- There was a DLBL job control statement for the file, but the system logical unit number was not specified in either an EXTENT statement associated with the DLBL, or in the COBOL ASSIGN clause.
- There was a DLBL job control statement and an EXTENT job control statement for the file, but the system logical unit number specified in the EXTENT statement was not a programmer logical unit number

If the file resides on a device other than a direct access device, the system logical unit number was not specified in the COBOL ASSIGN clause, or the system logical unit number specified in the ASSIGN clause was not a programmer logical unit in the range SYS000 - SYS254.

System action

If a file status was specified, no system action is performed. If a file status field was not specified, the program is terminated and message IGZ0035S is generated.

Programmer response

Check your job control to make sure that the specified file is defined correctly.

Symbolic Feedback Code

IGZ02I

IGZ0083W **The open of file with system-name *system-name* (on *SYSnnn*) was unsuccessful. The system logical unit was assigned to an unsupported device.**

Explanation

The system logical unit number was assigned to a device that is not supported by COBOL, or the logical unit number was assigned to UA, and COBOL attempted to create the file.

System action

If a file status was specified, no system action is performed. If a file status field was not specified, the program is terminated and message IGZ0035S is generated.

Programmer response

Check your job control to make sure that the specified file is defined correctly.

Symbolic Feedback Code

IGZ02J

IGZ0084W **The open of file with system-name *system-name* (on *SYSnnn*) was unsuccessful. The multi-function device codes were invalid for the assigned device.**

Explanation

The device-mode code supplied in the ASSIGN clause is not valid or the device mode is not supported by the device assigned to the system logical unit. A card device is assigned to the system logical unit, but the device does not support the optical-mark-read (OMR) or read-column-eliminate (RCE) mode specified.

System action

If a file status was specified, no system action is performed. If a file status field was not specified, the program is terminated and message IGZ0035S is generated.

Programmer response

Check the device-mode code to ensure that it is valid for the type of device being used. Make sure that *SYSnnn* is assigned to a supported device.

Symbolic Feedback Code

IGZ084K

IGZ0087I	The open of file with system-name <i>system-name</i> (on <i>SYSnnn</i>) was unsuccessful. The record length specified was zero.
-----------------	--

Explanation

RECORD CONTAINS 0 CHARACTERS was specified for a file, but it was not possible to determine the record length for the input file. RECORD CONTAINS 0 CHARACTERS is not supported for output files.

System action

If a file status was specified, no system action is performed. If a file status field was not specified, the program is terminated and message IGZ0035S is generated.

Programmer response

Modify your program to specify the record length.

Symbolic Feedback Code

IGZ02N

IGZ0088I	The open of file with system-name <i>system-name</i> (on <i>SYSnnn</i>) was unsuccessful. The block length supplied was zero.
-----------------	--

Explanation

BLOCK CONTAINS 0 CHARACTERS was specified for a file but, it was not possible to determine the block length for the input or output file.

System action

If a file status was specified, no system action is performed. If a file status field was not specified,

the program is terminated and message IGZ0035S is generated.

Programmer response

Modify your program to specify the block length.

Symbolic Feedback Code

IGZ02O

IGZ0089I	The open of file with system-name <i>system-name</i> (on <i>SYSnnn</i>) was unsuccessful. An abend occurred in VSE LIOCS during open processing.
-----------------	---

Explanation

An abend occurred during VSE LIOCS open processing that was trapped by COBOL.

System action

If a file status was specified, no system action is performed. If a file status field was not specified, the program is terminated and message IGZ0035S is generated.

Programmer response

Check the message issued by VSE to determine the cause of the error.

Symbolic Feedback Code

IGZ02P

IGZ0090S	Get storage request was unsuccessful.
-----------------	--

Explanation

A request for GETVIS storage was issued, but failed. This message is usually issued when there is insufficient partition GETVIS storage available to satisfy the get storage request.

System action

The application was terminated.

Programmer response

Increase the amount of GETVIS storage in the partition by decreasing the value specified in the SIZE parameter of the EXEC JCL statement, or increase the partition size.

Symbolic Feedback Code

IGZ02Q

IGZ0091S **Free storage request was unsuccessful.**

Explanation

A request to free GETVIS storage was issued, but failed.

System action

The application was terminated.

Programmer response

This is an internal error. Contact your system representative.

Symbolic Feedback Code

IGZ02R

IGZ0092W **The close of file with system-name *system-name* (on *SYSnnn*) was unsuccessful. An abend occurred in VSE LIOCS during close processing.**

Explanation

An abend occurred during VSE LIOCS close processing that was trapped by COBOL.

System action

If a file status was specified, no system action is performed. If a file status field was not specified, the program is terminated and message IGZ0035S is generated.

Programmer response

Check the message issued by VSE to determine the cause of the error.

Symbolic Feedback Code

IGZ02S

IGZ0093W **The open of file with system-name *system-name* (on *SYSnnn*) was unsuccessful. The logical unit was assigned to a device different than that indicated by the JCL labels in effect.**

Explanation

The DLBL or TLBL statement does not match the corresponding logical unit. This will occur if a TLBL statement exists for *system-name*, but *SYSnnn* is not assigned to tape, or if a DLBL statement exists for *system-name*, but the EXTENT statement does not specify a logical unit that is assigned to disk.

System action

If a file status was specified, no system action is performed. If a file status field was not specified, the program is terminated and message IGZ0035S is generated.

Programmer response

Correct your job control.

Symbolic Feedback Code

IGZ02T

IGZ0094W **The open of file with system-name *system-name* (on *SYSnnn*) was unsuccessful. The label information for the file indicated VSAM, and errors occurred when processing the catalog information.**

Explanation

The DLBL statement for *system-name* is for a VSAM managed SAM file. The catalog entry for the File-id on the DLBL statement indicates it is not a cluster name or a VSAM managed SAM file.

System action

If a file status was specified, no system action is performed. If a file status field was not specified, the program is terminated and message IGZ0035S is generated.

Programmer response

Correct your job control.

Symbolic Feedback Code

IGZ02U

IGZ0096C **A load of phase *phase-name* was unsuccessful.**

Explanation

An attempt to load a phase failed. The phase was not available or a system load failure occurred.

System action

The application was terminated.

Programmer response

See your systems programmer for assistance.

Symbolic Feedback Code

IGZ030

IGZ0097S	Argument-1 for function <i>function-name</i> in program <i>program-name</i> at displacement <i>displacement</i> contained no digits.
-----------------	---

Explanation

Argument-1 for the indicated function must contain at least 1 digit.

System action

The application was terminated.

Programmer response

Adjust the number of digits in Argument-1 in the failing statement.

Symbolic Feedback Code

IGZ031

IGZ0098C	The message text for message <i>message-number</i> was inaccessible to IGZCWTO.
-----------------	--

Explanation

The message text module used by IGZCWTO did not contain message text for the indicated message number.

System action

The application was terminated.

Programmer response

See your IBM service representative.

Symbolic Feedback Code

IGZ032

IGZ0099C	Internal error <i>error-number</i> was detected in module <i>module-name</i> .
-----------------	---

Explanation

An unrecoverable error was detected in run-time module *module-name*.

System action

The application was terminated.

Programmer response

See your IBM service representative.

Symbolic Feedback Code

IGZ033

IGZ0100S	Argument-1 for function <i>function</i> in program <i>program</i> at displacement <i>displacement</i> was less than or equal to -1.
-----------------	--

Explanation

An illegal value was used for Argument-1.

System action

The application was terminated.

Programmer response

Ensure that argument-1 is greater than -1.

Symbolic Feedback Code

IGZ034

IGZ0151S	Argument-1 for function <i>function-name</i> in program <i>program-name</i> at displacement <i>displacement</i> contained more than 18 digits.
-----------------	---

Explanation

The total number of digits in argument-1 of the indicated function exceeded 18 digits.

System action

The application was terminated.

Programmer response

Adjust the number of digits in argument-1 in the failing statement.

Symbolic Feedback Code

IGZ04N

IGZ0152S Invalid character *character* was found in column *column-number* in argument-1 for function *function-name* in program *program-name* at displacement *program-displacement* .

Explanation

A non-digit character other than a decimal point, comma, space or sign (+,-,CR,DB) was found in argument-1 for NUMVAL/NUMVAL-C function.

System action

The application was terminated.

Programmer response

Correct argument-1 for NUMVAL or NUMVAL-C in the indicated statement.

Symbolic Feedback Code

IGZ04O

IGZ0154S A procedure pointer was set to nested program *nested-program-name* in program *program-name* at displacement *displacement* .

Explanation

Procedure pointers can not be set to a nested program.

System action

The application was terminated.

Programmer response

Make sure that the procedure program is set to an external program.

Symbolic Feedback Code

IGZ04Q

IGZ0155S Invalid character *character* was found in column *column-number* in

argument-2 for function *function-name* in program *program-name* at displacement *program-displacement* .

Explanation

Illegal character was found in argument-2 for NUMVAL-C function.

System action

The application was terminated.

Programmer response

Check that the function argument does follow the syntax rules.

Symbolic Feedback Code

IGZ04R

IGZ0156S Argument-1 for function *function-name* in program *program-name* at line *line-number* was less than zero or greater than 28.

Explanation

Input argument to function FACTORIAL is greater than 28 or less than 0.

System action

The application was terminated.

Programmer response

Check that the function argument is only one byte long.

Symbolic Feedback Code

IGZ04S

IGZ0157S The length of Argument-1 for function *function-name* in program *program-name* at line *line-number* was not equal to 1.

Explanation

The length of input argument to ORD function is not 1.

System action

The application was terminated.

Programmer response

Check that the function argument is only one byte long.

Symbolic Feedback Code

IGZ04T

IGZ0158S **The length of Argument-1 for function *function-name* in program *program-name* at displacement *displacement* was zero.**

Explanation

The length of the argument of the REVERSE, the UPPER-CASE or the LOWER-CASE function is zero.

System action

The application was terminated.

Programmer response

Make sure that the length of the argument is greater than zero.

Symbolic Feedback Code

IGZ04U

IGZ0159S **Argument-1 for function *function-name* in program *program-name* at line *line-number* was less than 1 or greater than 3067671.**

Explanation

The input argument to DATE-OF-INTEGERS or DAY-OF-INTEGERS function is less than 1 or greater than 3067671.

System action

The application was terminated.

Programmer response

Check that the function argument is in the valid range.

Symbolic Feedback Code

IGZ04V

IGZ0160S **Argument-1 for function *function-name* in program *program-name* at line *line-number* was less than 16010101 or greater than 99991231.**

Explanation

The input argument to function INTEGER-OF-DATE is less than 16010101 or greater than 99991231.

System action

The application was terminated.

Programmer response

Check that the function argument is in the valid range.

Symbolic Feedback Code

IGZ050

IGZ0161S **Argument-1 for function *function-name* in program *program-name* at line *line-number* was less than 1601001 or greater than 9999365.**

Explanation

The input argument to function INTEGER-OF-DAY is less than 1601001 or greater than 9999365.

System action

The application was terminated.

Programmer response

Check that the function argument is in the valid range.

Symbolic Feedback Code

IGZ051

IGZ0162S **Argument-1 for function *function-name* in program *program-name* at line *line-number* was less than 1 or greater than the number of positions in the program collating sequence.**

Explanation

The input argument to function CHAR is less than 1 or greater than the highest ordinal position in the program collating sequence.

System action

The application was terminated.

Programmer response

Check that the function argument is in the valid range.

Symbolic Feedback Code

IGZ052

IGZ0163S **Argument-1 for function *function-name* in program *program-name* at line *line-number* was less than zero.**

Explanation

The input argument to function RANDOM is less than 0.

System action

The application was terminated.

Programmer response

Correct the argument for function RANDOM in the failing statement.

Symbolic Feedback Code

IGZ053

IGZ0164C ***module-name* was unable to get HEAP storage.**

Explanation

The request made to obtain heap storage failed.

System action

The application was terminated.

Programmer response

See your IBM service representative.

Symbolic Feedback Code

IGZ054

IGZ0165S **A reference modification start position value of *start-position-value* on line *line* referenced an area outside the region of the function result of *function-result* .**

Explanation

The value of the starting position in a reference modification specification was less than 1, or was greater than the current length of the function result that was being reference modified. The starting position value must be a positive integer less than or

equal to the number of characters in the reference modified function result.

System action

The application was terminated.

Programmer response

Check the value of the starting position in the reference modification specification and the length of the actual function result.

Symbolic Feedback Code

IGZ055

IGZ0166S **A non-positive reference modification length value of *length* on line *line-number* was found in a reference to the function result of *function-result* .**

Explanation

The length value in a reference modification specification for a function result was less than or equal to 0. The length value must be a positive integer.

System action

The application was terminated.

Programmer response

Check the length value and make appropriate correction.

Symbolic Feedback Code

IGZ056

IGZ0167S **A reference modification start position value of *start-position* and length value of *length* on line *line-number* caused reference to be made beyond the rightmost character of the function result of *function-result* .**

Explanation

The starting position and length value in a reference modification specification combine to address an area beyond the end of the reference modified function result. The sum of the starting position and length value minus one must be less than or equal to the number of characters in the reference modified function result.

System action

The application was terminated.

Programmer response

Check the length of the reference modification specification against the actual length of the function result and make appropriate corrections.

Symbolic Feedback Code

IGZ057

IGZ0168S	The creation of a second enclave within a reusable environment was attempted. The first program of the second enclave was <i>program-name</i>.
-----------------	---

Explanation

Reusable environment support is limited to a single enclave. The enclave must be the first enclave.

System action

The application was terminated.

Programmer response

Modify the application so that it can run within a single enclave with the COBOL reusable environment. If the *program-name* is "???????" then the first program of the second enclave is not COBOL.

Symbolic Feedback Code

IGZ058

IGZ0169W	External data <i>data-record</i> was allocated within the 31-bit address range. The called program <i>program-name</i> contained a definition for this external data, and it was compiled with the DATA(24) option.
-----------------	--

Explanation

External data was allocated ANYWHERE within the 31-bit addressing range by a program. But a subsequently called program containing a definition for that same external data was compiled with the DATA(24) option. This was discovered while processing external data records during program initialization.

System action

No system action was taken.

Programmer response

Re-compile program with the DATA(31) option if appropriate. If the external data needs to be allocated below 16M, then the FIRST program in the run unit that contains a definition of the external data must be compiled with the DATA(24) option.

Symbolic Feedback Code

IGZ059

IGZ0170S	One or more files were not closed by NORENT program <i>program-name</i> and the program cannot be found in storage.
-----------------	--

Explanation

The specified NORENT program has not closed all of the files it opened and the program cannot be found in storage. COBOL is unable to close the files because the required control blocks which reside in the program are no longer available. Unpredictable results will occur when the system attempts to close the files. This error can occur if the application has an assembler program that loads and deletes the specified NORENT program.

System action

The application was terminated.

Programmer response

Ensure that all files are closed by the NORENT program.

Symbolic Feedback Code

IGZ05A

IGZ0171S	An attempt was made to run a COBOL/VSE program which was compiled with the compiler options NORENT and RMODE(ANY). The program name is <i>program-name</i>.
-----------------	--

Explanation

LE/VSE does not support COBOL/VSE programs compiled with the compiler options NORENT and RMODE(ANY).

System action

The application was terminated.

Programmer response

Compile the program with the RMODE(AUTO) compiler option.

Symbolic Feedback Code

IGZ05B

IGZ0172W	RTEREUS was specified, but ignored. A reusable run-time environment was not established because the first program in the application was not COBOL.
-----------------	--

Explanation

A reusable environment can be established only when the main program of the first enclave is COBOL.

System action

No system action is taken.

Programmer response

Ensure that RTEREUS is off. The performance benefits of using RTEREUS are available without the run-time option when the application is running under LE/VSE.

Symbolic Feedback Code

IGZ05D

IGZ0198S	Corrupt External Data File Found While Running Program <i>program-name</i>.
-----------------	--

Explanation

While adding-to or checking the external file definition chain, LE/COBOL detected a corrupt external file definition in the chain.

System action

The application is terminated.

Programmer response

Check that all external file definitions are consistent between caller and called programs. Ensure that all calls to other programs with parameter fields are consistent with the called program's PROCEDURE division. Set the LE/VSE run-time option

HEAPCHK(ON,1,0), to check all HEAP storage for the duration of the application's execution. The most common cause of this error message is when a storage overlay destroys the header information on an LE/COBOL external file definition table.

Symbolic Feedback Code

IGZ064

IGZ0199S	An attempt was made to run a COBOL program that was compiled with the SEPARATE suboption of the TEST compiler option. This is not supported with this level of Language Environment or this level of Debug Tool. The program name is <i>program-name</i>.
-----------------	--

Explanation

COBOL programs running with TEST(,SEPARATE) must run on levels of Language Environment and Debug Tool that support it. This error can occur with any of the following:

- Running with a level of Language Environment that does not support the SEPARATE suboption.
- Running with a level of Language Environment that could support the SEPARATE suboption but does not have current maintenance applied.
- Running with a level of Debug Tool that does not support the SEPARATE suboption.
- Running with a level of Debug Tool that could support the SEPARATE suboption but does not have current maintenance applied.

System action

The application was terminated.

Programmer response

Either:

- Run the program under levels of Language Environment and Debug Tool that support programs compiled with TEST(,SEPARATE).
- Recompile the COBOL program without the SEPARATE suboption of the TEST compiler option.

Symbolic Feedback Code

IGZ067

IGZ0200W	A file attribute mismatch was detected. File <i>file-name</i> in program <i>program-name</i> was
-----------------	---

defined as a physical sequential file and the file specified in the ASSIGN clause was a VSAM file.

Explanation

The program file description specified that the file was a physical sequential file and the file associated with the ASSIGN clause was found to be a VSAM file. The OPEN statement failed.

System action

If a file status was specified, no system action is performed. If a file status field was not specified, the program is terminated and message IGZ0035S is generated.

Programmer response

Check that the file description and the DLBL statement associated with the ASSIGN clause are for the correct file.

Symbolic Feedback Code

IGZ068

IGZ0201W	A file attribute mismatch was detected. File <i>file-name</i> in program <i>program-name</i> had a record length of <i>record-length-1</i> and the file specified in the ASSIGN clause had a record length of <i>record-length-2</i> .
-----------------	---

Explanation

The program file description specified a record length that did not match the record length of the file associated with the ASSIGN clause. The OPEN statement failed.

System action

If a file status was specified, no system action is performed. If a file status field was not specified, the program is terminated and message IGZ0035S is generated.

Programmer response

For Format-V and Format-S files the maximum record length specified in your program must be exactly 4 bytes smaller than the length attribute of the file. For Format-F files, the record length specified in your program must exactly match the length attribute of the file. For Format-U files, the maximum record length

specified in your program must exactly match the length attribute of the file. If your file is a printer file, the compiler may add one byte to the file description for carriage control character, depending on the ADV compiler option and the COBOL statements used in your program. In which case, the added byte must be included in the file length attribute.

Symbolic Feedback Code

IGZ069

IGZ0202W	A file attribute mismatch was detected. File <i>file-name</i> in program <i>program-name</i> specified ASCII data and the file specified in the ASSIGN clause did not contain the ASCII data attribute.
-----------------	--

Explanation

The CODE-SET clause was specified in the program file description and the file associated with the ASSIGN clause did not contain ASCII data. The OPEN statement failed.

System action

If a file status was specified, no system action is performed. If a file status field was not specified, the program is terminated and message IGZ0035S is generated.

Programmer response

Check that the file associated with the ASSIGN clause is the correct one, and if it is, check the file for the ASCII attribute.

Symbolic Feedback Code

IGZ06A

IGZ0203W	A file attribute mismatch was detected. File <i>file-name</i> in program <i>program-name</i> specified non-ASCII data and the file specified in the ASSIGN clause contained the ASCII data attribute.
-----------------	--

Explanation

The file associated with the ASSIGN clause contained ASCII type data and the file description in the program did not contain ASCII data. The OPEN statement failed.

System action

If a file status was specified, no system action is performed. If a file status field was not specified, the program is terminated and message IGZ0035S is generated.

Programmer response

Check that the file associated with the ASSIGN clause is the correct one, and if it is, check the file for the ASCII attribute.

Symbolic Feedback Code

IGZ06B

IGZ0204W	A file attribute mismatch was detected. File <i>file-name</i> in program <i>program-name</i> was defined as RECORDING MODE <i>recording-mode</i> and the file specified in the ASSIGN clause did not contain the same attribute.
-----------------	---

Explanation

The RECORDING MODE specified in the program file description did not match the data control block fields of the file associated with the ASSIGN clause. The OPEN statement failed.

System action

If a file status was specified, no system action is performed. If a file status field was not specified, the program is terminated and message IGZ0035S is generated.

Programmer response

Check the data control block fields of the actual file to verify that the RECORDING MODE matches. The most common cause of this error is conflicting fixed and variable record length file attributes.

Symbolic Feedback Code

IGZ06C

IGZ0205W	A file attribute conflict was detected. File <i>file-name</i> in program <i>program-name</i> specified a block size of <i>block-size</i> that is not valid for the device assigned.
-----------------	--

Explanation

The block size specified in the file description for the file is not valid for the device associated with the ASSIGN clause. The OPEN statement failed. This may be caused by one of the following:

- The RECORDING MODE is F and the block size is not a multiple of the record size.
- The block size is less than the minimum for a tape device. The minimum block size is 12 bytes for an input file, and 18 for an output file.
- A diskette device is assigned, and the block size is not a multiple of 1, 2, 13, or 26 of the record length.

System action

If a file status was specified, no system action is performed. If a file status field was not specified, the program is terminated and message IGZ0035S is generated.

Symbolic Feedback Code

IGZ06D

IGZ0206W	A file attribute conflict was detected. File <i>file-name</i> in program <i>program-name</i> specified a record length of <i>record-length</i> that is not valid for the device assigned.
-----------------	--

Explanation

The record length specified in the file description for the file is not valid for the device associated with the ASSIGN clause. The OPEN statement failed. This may be caused by one of the following:

- A card device is assigned and the record length is greater than the maximum for the device type assigned.
- A printer device is assigned and the record length is greater than the maximum for the device.
- A diskette device is assigned, and the record length is greater than the maximum for the device.

System action

If a file status was specified, no system action is performed. If a file status field was not specified, the program is terminated and message IGZ0035S is generated.

Symbolic Feedback Code

IGZ06E

IGZ0207W **A file attribute conflict was detected. File *file-name* in program *program-name* specified RECORDING MODE *recording-mode* that is not valid for the device assigned.**

Explanation

The RECORDING MODE specified in the file description for the file is not valid for the device associated with the ASSIGN clause. The OPEN statement failed. This may be caused by one of the following:

- A card device is assigned and the RECORDING MODE is S.
- A card device is assigned for a file open for INPUT and the RECORDING is not F.
- The DLBL specifies a SAM ESDS file and the RECORDING MODE is S.
- A diskette device is assigned and the RECORDING is not F.
- A printer device is assigned and the RECORDING MODE is S.
- A tape device is assigned and the RECORDING MODE is S and CODESET was specified.

System action

If a file status was specified, no system action is performed. If a file status field was not specified, the program is terminated and message IGZ0035S is generated.

IGZ0215S ***argument-1* for function *function* in program *program* at line *line-number* was less than 0 or greater than 99.**

Explanation

An illegal value was used for Argument-1.

System action

The application was terminated.

Programmer response

Ensure that argument-1 is greater than or equal to 0 and less than 100.

IGZ0216S ***argument-1* for function *function* in program *program* at line *line-***

***number* was less than 0 or greater than 99366.**

Explanation

An illegal value was used for Argument-1.

System action

The application was terminated.

Programmer response

Ensure that argument-1 is greater than or equal to 0 and less than 99367.

IGZ0217S ***argument-1* for function *function* in program *program* at line *line-number* was less than 0 or greater than 991231.**

Explanation

An illegal value was used for Argument-1.

System action

The application was terminated.

Programmer response

Ensure that argument-1 is greater than or equal to 0 and less than 991231.

IGZ0218S **The sum of the year at the time of execution and the value of *argument-2* was less than 1700 or greater than 10000 for function *function* in program *program* at line *line-number*.**

Explanation

An illegal value was used for Argument-2.

System action

The application was terminated.

Programmer response

Ensure that the sum of the year at the time of execution and the value of argument-2 is less than 1700 or greater than 10000.

IGZ0219S **The base year for program *program-name* was outside the valid range of 1900 through 1999. The sliding window value *window-***

value resulted in a base year of base-year.

Explanation

When the 100-year window was computed using the current year and the sliding window value specified with the YEARWINDOW compiler option, the base year of the 100-year window was outside the valid range of 1900 through 1999. For example, if a COBOL program was compiled with YEARWINDOW(-99) and the COBOL program was run in the year 1998 this message would occur because the base year of the 100-year window would be 1899 (1998 - 99).

System action

The application was terminated.

Programmer response

Examine the application design to determine if it will support a change to the YEARWINDOW option value. If the application can run with a change to the YEARWINDOW option value, then compile the program with an appropriate YEARWINDOW option value. If the application cannot run with a change to the YEARWINDOW option value, then convert all date fields to expanded dates and compile the program with NODATEPROC.

IGZ0220S **The current year was outside the 100-year window, year-start through year-end, for program program-name.**

Explanation

The current year was outside the 100-year fixed window specified by the YEARWINDOW compiler option value. For example, if a COBOL program is compiled with YEARWINDOW(1920), the 100-year window for the program is 1920 through 2019. When the program is run in the year 2020, this error message would occur since the current year is not within the 100-year window.

System action

The application was terminated.

Programmer response

Examine the application design to determine if it will support a change to the YEARWINDOW option value. If the application can run with a change to the YEARWINDOW option value, then compile the program with an appropriate YEARWINDOW option

value. If the application cannot run with a change to the YEARWINDOW option value, then convert all date fields to expanded dates and compile the program with NODATEPROC.

IGZ0221W **The Y2PAST= y2past-value SORT option (from the YEARWINDOW compiler option) was overridden by the Y2PAST value in the sort control file.**

Explanation

A windowed date field was specified as a KEY in a SORT or MERGE, which resulted in the YEARWINDOW compiler option being converted into a SORT option Y2PAST value, but Y2PAST was also specified in the sort control file. The value in the sort control file was used, and the Y2PAST value from the program was ignored.

System action

No system action was taken.

Programmer response

See the COBOL for MVS™ & VM Programming Guide for a description of using windowed date fields with SORT and MERGE.

IGZ0235W **The side file side_file for program program-name was not available. A formatted variable dump cannot be produced. Librarian error occurred during librarian libr-command command. Librarian return code is: libr-retcode. Librarian reason code is: libr-rsncode.**

Explanation

If error and reason codes indicate "file not found", this is because the side file was not found in the "library.sublibrary" that was specified at the time of compilation. This side file was also not found in the currently-active temporary and permanent libdef PHASE search chain. By default, the member type of the side file is "SYSDEBUG". For other error and reason codes refer to the [z/VSE System Macros Reference](#) for an explanation of return and reason codes for the above LIBRM *libr-command*.

System action

None.

Programmer response

If error indicates "file not found", ensure that the side file exists in either the

- *library.sublibrary* that was specified at the time of compilation.
- Active temporary or permanent libdef PHASE search chains.

The side file can be recreated by re-compiling the affected program with the SD compiler option.

For all other error and reason codes:

- Respond to the error as explained in the [z/VSE System Macros Reference](#).
- See your IBM representative.

If there is a side-file-name exit being used (IGZIUXB for BATCH and IGZIUXC for CICS), the exit program might have been produced or altered the side file dataset name that is displayed.

Symbolic Feedback Code

IGZ07A

IGZ0236I	Unable to process the side file <i>side_file</i> for program <i>program-name</i>. A formatted variable dump cannot be produced. Librarian error occurred during librarian <i>libr-command</i> command. Librarian return code is: <i>libr-retcode</i>. Librarian reason code is: <i>libr-rsncode</i>.
-----------------	---

System action

None.

Programmer response

For an explanation of the return and reason codes for the above LIBRM *libr-command*, refer to the [z/VSE System Macros Reference](#).

Symbolic Feedback Code

IGZ07B

IGZ0237I	Unable to process the side file <i>side_file</i> for program <i>program-name</i>. A formatted variable dump cannot be produced. Verification error occurred.
-----------------	---

Explanation

This message indicates either:

- A side file with an invalid format was encountered.
- An internal logic error.

System action

None.

Programmer response

See your IBM representative.

Symbolic Feedback Code

IGZ07C

IGZ0238I	Unable to process the side file <i>side_file</i> for program <i>program-name</i>. A formatted variable dump cannot be produced. The following error occurred: <i>error-details</i>
-----------------	---

Explanation

The reported error occurred while processing a side file.

System action

None.

Programmer response

See your IBM representative.

Symbolic Feedback Code

IGZ07D

IGZ0239I	The side file <i>side_file</i> for program <i>program-name</i> was not found.
-----------------	--

Explanation

The side file was not found in either the:

- Specified "library.sublibrary".
- Currently-active temporary or permanent libdef PHASE search chains.

By default, the member type of the side file is "SYSDEBUG".

System action

None.

Programmer response

Ensure that the side file exists in the specified library, or recompile the program.

Ensure that the side file exists in either the:

- "library.sublibrary" that was specified at the time of compilation.

- Currently-active temporary or permanent libdef PHASE search chains.

Symbolic Feedback Code

IGZ07E

Chapter 13. LE/VSE Abend Codes

This topic lists the LE/VSE abend codes with descriptions and programmer responses. The hexadecimal equivalent of the abend code is shown in parentheses. Reason codes are shown in decimal with the hexadecimal equivalent in parentheses.

The abend codes described in this appendix are referred to by LE/VSE CEE-prefixed messages (for example CEE3322C). To obtain a listing on your VSE console of *all* these abend codes, type CEEABENDC on the command line and then press PF9.

Abend codes not listed here: Application programmers can use the CEE5ABD LE/VSE callable service to generate user-defined abend codes that do not appear in this topic. For information about abend codes not listed here, see your application's documentation.

U1xxx

Explanation

An abend code in the form U1xxx might mean the enclave terminated with a COBOL-specific condition. If the abend is caused by a COBOL-specific condition, the abend is accompanied by a COBOL run-time message with a message number in the form IGZOxxx, where xxx corresponds to the last three digits of the abend code. For example, if you receive a user abend code 1009, the corresponding COBOL run-time message is IGZ0009.

System action

Task terminated.

Programmer response

Check the corresponding COBOL run-time message in [Chapter 12, "COBOL Run-Time Messages,"](#) on page 365 for the recommended action.

Uxxxx (≤ 4000)

Explanation

The assembler user exit could have forced an abend for an unhandled condition. These are user-specified abend codes.

System action

Task terminated.

Programmer response

Check the LE/VSE message file for message output.

U4000 (X'FA0')

Explanation

LE/VSE dump services encountered an error.

Reason codes:

256 (X'100')

An invalid request was passed to the Dump File Manager.

257 (X'101')

There was an attempt to generate a dump with more than the maximum number of nested sections (5).

258 (X'102')

The Dump File Manager received a request to end a dump section when a dump section was not active.

System action

Enclave terminated.

Programmer response

Ensure the parameters passed to the dump service routines are correct.

U4034 (X'FC2')

Explanation

LE/VSE condition handling was bypassed. This could result from an error condition being raised while LE/VSE was dormant.

System action

Task terminated.

Programmer response

Follow appropriate problem determination procedures.

U4036 (X'FC4')**Explanation**

A program check or abend occurred and LE/VSE determined that it could not turn the program check or abend into a condition.

Reason codes:**2 (X'02')**

An abend was detected and the LE/VSE run-time option for the enclave is TRAP(OFF) or TRAP(ON,MIN). See previous abend message for a description of the detected abend.

3 (X'03')

A program check was detected and the LE/VSE run-time option for the enclave is TRAP(OFF). The address of the STXIT save area is loaded into register 10 prior to the abend being issued.

System action

Task terminated.

Programmer response

Follow appropriate problem determination procedures.

U4038 (X'FC6')**Explanation**

The enclave ended with an unhandled LE/VSE condition of severity 2 or greater, and the run-time option ABTERMENC(ABEND) was specified.

Reason codes:**1 (X'01')**

The unhandled condition was a software-raised or user-raised condition. See output on SYSLST for more information.

2 (X'02')

The unhandled condition was an error when attempting to load a phase at the enclave level.

System action

Enclave terminated.

Programmer response

Check the LE/VSE message file for message output.

U4039 (X'FC8')**Explanation**

LE/VSE is requesting a system abend dump due to an unhandled severity 2, 3, or 4 condition, or in response to the run-time option TERMTHDACT(UADUMP) being set. This does not necessarily indicate an error condition.

System action

LE/VSE continues with termination.

Programmer response

Refer to the original unhandled condition.

U4040 (X'FC8')**Explanation**

An unrecoverable error occurred while processing run-time options for a compiler.

Reason codes:**1 (X'01')**

The fixed-sized stack overflowed.

System action

Enclave terminated.

Programmer response

Reduce the number of run-time options provided to the compiler.

U4041 (X'FC9')**Explanation**

LE/VSE message services encountered an error.

Reason codes:**8 (X'08')**

The chain of message destination control blocks was corrupted.

System action

Enclave terminated.

Programmer response

Follow appropriate problem determination procedures.

U4042 (X'FCA')

Explanation

The application heap data has been corrupted.

Reason codes:

0 (X'00')

The LE/VSE heap checker has detected that heap storage has been corrupted.

1 (X'01')

An unrecoverable error occurred while the heap checker was attempting to check for, or report on, heap damage.

System action

Enclave terminated with a dump.

Programmer response

Follow appropriate problem determination procedures. The message file should contain messages indicating the address and contents of the damaged storage area.

U4045 (X'FCD')

Explanation

An error was encountered during LE/VSE abend processing.

Reason codes:

1 (X'01')

There was insufficient GETVIS storage available to process the original condition. The original abend and reason code could not be issued.

2 (X'02')

There was insufficient 24-bit GETVIS or HEAP storage available to process the original condition. The original abend and reason code could not be issued.

System action

Enclave terminated.

Programmer response

Increase the amount of available BELOWHEAP, HEAP, or 24-bit GETVIS storage.

U4082 (X'FF2')

Explanation

A second malfunction occurred while handling a condition.

Reason codes:

1 (X'01')

A second malfunction occurred while trying to initialize a second math save area.

2 (X'02')

A condition was raised prior to the point where a second condition could be recorded.

3 (X'03')

A condition was raised while LE/VSE was processing a current condition under CICS.

4 (X'04')

A program check occurred during handling of an earlier program check condition.

5 (X'05')

A program check occurred during handling of an earlier condition.

System action

Enclave terminated.

Programmer response

Correct the original condition to prevent the subsequent condition, or use a condition handler to correctly process the original condition.

U4083 (X'FF3')

Explanation

The back chain was found in error. The reason code issued with this abend indicates what is invalid about the save-area that caused the abend.

Reason codes:

1 (X'01')

A save area loop exists. The save area points to itself or another save area incorrectly points to a higher save area.

2 (X'02')

Traversal of the back chain resulted in a program check.

3 (X'03')

Under normal conditions, all save area chains should end with a save area pointed to by CEECAADDSA. In this case, the save area chain terminated with a back chain pointer of 0.

4 (X'04')

Under normal conditions, all save areas are presumed to be word aligned. In this case, a save area was improperly aligned.

5 (X'05')

A condition was raised prior to the allocation of the main stack frame, or after the main routine terminated.

7 (X'07')

The save area chain cannot be addressed, does not exist, or the pointer referencing the back chain is set to 0 (R13). A 4083 abend traceback report will not be attempted.

8 (X'08')

A second or subsequent save area on the chain points to itself. A 4083 abend traceback report will not be produced.

15 (X'0F')

The save area chain is not intact.

System action

When possible, LE/VSE produces a traceback of all valid DSAs prior to the detected invalid save-area, and a dump of an active Condition Information Block (CIB). In this situation, +X'CC' (204) in the CIB (CIB_SV1) will contain the address of the invalid save-area that was detected. Status flag 5 (CIB_FLG5) indicates the original failure that caused the save-area chain to be scanned (for example, a program-check or an abend).

When available, following the CIB will be included a dump of the machine status information (CIB_MACHINE) for each CIB present. This information contains the contents of the general purpose register and PSW information, instruction length, interrupt codes, and BEAR-contents, that were all captured at the time of the original failure. The BEAR information is the address of the instruction that generated the last successful branch before the interrupt occurred. The contents are only relevant on z9-109 and later processors.

All of the above information should help you to determine the cause of the abend. For further information on how to use the CIB to determine the cause of an abend, see the section [“Debugging with the Condition Information Block”](#) on page 42.

Save-areas in the active chain should conform to the layout and description provided in the section [“Debugging with the Stack Frame”](#) on page 35, and should be resident on the active LE/VSE Stack. The reason code issued with this abend will indicate what is invalid about the save-area that caused the abend.

The enclave is then terminated.

Programmer response

For applications involving assembler routines that generate their own save areas, ensure the save areas are correctly back-chained together and conform to LE/VSE. For other applications, either:

- A storage overlay problem might have occurred.

- An unhandled condition might have occurred which caused an invalid save-area to be found on the active STACK save-area chain.

U4085 (X'FF5')

Explanation

The GOTO routine encountered an error.

Reason code:

1 (X'01')

GOTO is already active.

2 (X'02')

The address of the stack frame could not be found on the save area chain, and no feedback code was provided.

System action

Enclave terminated.

Programmer response

Ensure the save areas are active.

U4086 (X'FF6')

Explanation

A library routine could not be loaded.

Reason codes:

1 (X'01')

Not enough storage to load phase.

2 (X'02')

Phase not found.

3 (X'03')

Phase not loaded.

System action

Process terminated.

Programmer response

For reason code 1, increase the amount of GETVIS storage in the partition by decreasing the value specified in the SIZE parameter of the EXEC JCL statement, or increase the partition size. For reason codes 2 and 3, make sure the requested phase is in the sublibrary search chain, or in the SVA.

U4087 (X'FF7')

Explanation

A recursive error was detected. A condition was raised, causing the number of nested conditions to exceed the limit set by the DEPTHCONDLMT option. The reason code indicates which subcomponent or process was active when the exception was detected.

Reason codes:

0 (X'00')

LE/VSE condition manager was in control at the time of the condition.

2 (X'02')

A user handler routine (CEEHDLR) was processing a condition when a subsequent condition was raised.

3 (X'03')

A language-specific condition handler was processing a condition when a subsequent condition was raised.

4 (X'04')

During the LE/VSE condition manager's processing of the stack frame that precedes the stack frame for the first routine, a subsequent condition was raised.

5 (X'05')

While a language-specific event handling was being processed, a subsequent condition was raised.

6 (X'06')

A malfunction occurred while Debug Tool for VSE/ESA was in control.

7 (X'07')

While LE/VSE was trying to output a message, a subsequent condition was raised.

8 (X'08')

While attempting to output a dump, a subsequent condition was raised.

10 (X'0A')

An abnormal termination exit was in control and LE/VSE detected one of the following:

- A program check
- An abend
- A call to CEESGL to signal a condition

System action

Enclave terminated.

Programmer response

In the case of CEEHDLR routine, recursion can occur when you use the DEPTHCONDLMT run-time option.

For reason code 10, determine the error in the abnormal termination exit.

U4088 (X'FF8')

Explanation

A storage condition occurred during the processing of a storage condition. The reason code indicates the request type.

Reason codes:

91 (X'5B')

Stack pointer corrupted at location 1.

92 (X'5C')

Stack pointer corrupted at location 2.

93 (X'5D')

Stack pointer corrupted at location 3.

94 (X'5E')

Stack pointer corrupted at location 4.

99 (X'63')

Stack segment owning the next-available-byte (NAB) could not be found, or a zero backchain pointer was encountered.

1xx (xx = 01–16) (X'65'–X'74')

First free storage request terminated with return code xx.

2xx (xx = 01–16) (X'C9'–X'D8')

Second free storage request terminated with return code xx.

10xx (xx = 01–16) (X'3E9'–X'3F8')

First get storage terminated with return code xx, and reserve stack segment already in use. This indicates a storage condition was raised while handling the storage condition.

nnn

Critical condition nnn was signaled, but CEESGL returned control to the signaller. The signaller does not support a retry of the operation, so the module terminated.

System action

Enclave terminated.

Programmer response

For reason codes 91–20x, probable internal malfunction or storage corruption. For code 1001 or 1004, increase partition GETVIS size or check for infinite recursion. Using the STORAGE run-time option to increase the size of the reserve stack segment can also help. For all other reason codes, see your system programmer.

U4091 (X'FFB')

Explanation

An unexpected condition occurred during the running of LE/VSE condition management.

Reason codes:

1 (X'01')

A GOTO was made by an enablement routine.

2 (X'02')

Invalid return code from a language-specific event handler was received during enablement processing.

3 (X'03')

LE/VSE condition management detected an implicit movement of the resume cursor. Either a GOTO or move resume cursor should have been used for resumption in a different stack frame.

4 (X'04')

Invalid return code from a language-specific event handler was received.

5 (X'05')

A program check was detected while LE/VSE condition manager was in control.

6 (X'06')

A request to resume the application was not accepted. The LE/VSE condition manager does not accept resumption requests with conditions, such as abends.

7 (X'07')

Invalid return code from a language-specific event handler was received during stack frame processing.

8 (X'08')

CEESGL callable service was attempting to signal a new condition. A control information block could not be allocated for that condition.

9 (X'09')

The CEEHDLR routine returned with an invalid feedback code.

10 (X'0A')

The LE/VSE library was unable to find a free control information block for a new condition. This is a critical error.

11 (X'0B')

The error count specified in the ERRCOUNT run-time option has been exceeded.

12 (X'0C')

LE/VSE signaled a condition that could not be resumed. After a resume took place, LE/VSE again attempted to terminate by signalling an imminent termination. Another resume was attempted and caused an abend.

13 (X'0D')

An invalid return code was received from Debug Tool for VSE/ESA.

14 (X'0E')

An invalid attempt to populate an ISI with qualifying data was detected.

15 (X'0F')

A condition token other than CEE000 was returned from a member event handler. The feedback token resulted from a new condition being raised.

16 (X'10')

A request to extend stack storage could not be honored. A fixed-size stack might currently be in use.

17 (X'11')

A request for library stack storage could not be completed.

18 (X'12')

Stack storage was requested when storage management services were not available.

19 (X'13')

A request to extend stack storage could not be honored.

20 (X'14')

After being informed of a new condition, the condition handler indicated an unrecoverable error.

21 (X'15')

The maximum depth of condition nesting specified in the DEPTHCONDLMT run-time option was exceeded.

39 (X'27')

Condition management services could not find an LE/VSE STXIT exit to be established, although the application was running with TRAP(ON).

System action

Enclave terminated.

Programmer response

If this abend was caused by a user-written condition handler, check the return codes provided to LE/VSE condition manager.

Another source of this problem can be the use of CEEMRCR with a `type_of_move '1'` done for a condition handler that is invoked for another condition handler.

U4092 (X'FFC')

Explanation

STXIT AB or PC issued this abend because an unrecoverable error was detected. LE/VSE condition manager could not proceed.

Reason codes:

0 (X'00')

STXIT PC routine was detected.

1 (X'01')

STXIT AB routine was detected.

2 (X'02')

A CICS interface routine was detected.

System action

Enclave terminated.

Programmer response

Follow appropriate problem determination procedures.

U4093 (X'FFD')

Explanation

Abend issued during initialization when errors were detected.

Reason codes:

4 (X'04')

Storage management could not properly allocate the initial storage area.

8 (X'08')

LE/VSE control blocks could not be set up properly.

12 (X'0C')

System not supported.

16 (X'10')

The application's parameter list could not be processed correctly. The parameter list might be invalid.

20 (X'14')

Hardware not supported.

24 (X'18')

An error occurred when attempting to process the options specified in the application.

28 (X'1C')

Stack management could not allocate stack and/or heap storage.

32 (X'20')

Program management could not find a phase that was to be loaded.

36 (X'24')

When trying to load a phase, program management encountered a storage condition.

40 (X'28')

Program management could not be initialized properly.

42 (X'2A')

During initialization, a load request for CEEDOPT failed. Also see section "Programmer Response".

44 (X'2C')

The LE/VSE math library could not be initialized properly.

48 (X'30')

Condition management could not be initialized properly.

52 (X'34')

A language-specific event handler returned to initialization with a feedback code, causing immediate termination.

54 (X'36')

During initialization, a load request for the abnormal termination exit table failed. If the abend occurs on a CICS system, the PHASE name is CEECXTAN. If the abend occurs in a BATCH program, the PHASE name is CEEBXTAN. Also see section "Programmer Response".

56 (X'38')

Unable to load LE/VSE initialization phase, CEEBINIT. Also see section "Programmer Response".

60 (X'3C')

The initial fixed-size stack overflowed.

64 (X'40')

Process level ran out of storage.

68 (X'44')

Enclave level ran out of storage.

72 (X'48')

Thread level ran out of storage.

76 (X'4C')

CAA pointer became corrupted.

80 (X'50')

PCB pointer became corrupted.

82 (X'52')

EDB or EICB pointer has become corrupted or has been overlaid causing the pointer to become unusable or invalid. Also see section "Programmer Response".

84 (X'54')

Assembler user exit malfunctioned.

88 (X'58')

Get heap malfunctioned during initialization.

92 (X'5C')

Anchor setup malfunctioned.

96 (X'60')

The PLIST run-time option conflicts with the operating system type.

100 (X'64')

The LE/VSE anchor support was unavailable.

108 (X'6C')

The routine was compiled with an unsupported version of a compiler.

112 (X'70')

A phase did not contain a main procedure/function.

116 (X'74')

The primary entry point routine of the root phase was found with LE/VSE CEESTART, but the rest of the routines in the phase were not linked with LE/VSE library.

124 (X'7C')

An unsupported parameter style was detected.

128 (X'80')

Too many files, fetched procedures, controlled variables in a PL/I routine, or assembler use of external dummy sections caused the total length of the PRV to exceed the maximum limit of 4096 bytes.

132 (X'84')

Library routines required for CICS support are not defined in the CICS CSD. See [LE/VSE Customization Guide](#), for the library routines required for CICS support.

136 (X'88')

Reinitialization feature is not supported in PL/I-defined pre-initialization service.

138 (X'8A')

A module was compiled with DOS PL/I V1R6 (or earlier) has been link-edited to the main phase.

156 (X'9C')

An error occurred during initialization of the COBOL run-time environment. Also see section "Programmer Response".

160 (X'A0')

An attempt has been made to implicitly create another enclave while outside a dormant or inactive environment.

200 (X'C8')

During initialisation processing, LE/VSE was unable to establish any STXITs that are required for condition handling purposes. Also see section "Programmer Response".

208 (X'D0')

During initialisation processing, LE/VSE was unable to establish the required STXIT PC exit for the

level of condition handling requested via the TRAP run-time option. A STXIT PC exit was already in progress.

212 (X'D4')

During initialisation processing, LE/VSE was unable to establish the required STXIT AB exit for the level of condition handling requested via the TRAP run-time option. An OPTION=EARLY STXIT AB had already been established.

216 (X'D8')

During initialisation processing, LE/VSE was unable to establish the required STXIT AB exit for the level of condition handling requested via the TRAP run-time option. An 'EXIT AB' was already in progress for the Enclave.

1000 (X'3E8') and higher

Unable to load the event handler for a high-level language. The reason for the load failure is found in the second digit from-the-left in the decimal reason code together with the language identifier in the right-most two digits. For example, decimal reason code 1805 (X'70D') means the load for language identifier 05 failed with a return code 8. These are the possible load failure return codes:

8

Load module cannot be found.

6

A "move-mode" phase was requested.

2

Storage problems were encountered while attempting to load module.

The name of the event handler phase that could not be loaded is CEEEV0nn where nn is the last two digits of the reason code.

These are the High-Level Language identifiers:

identifier**high-level language****003**

C/VSE

005

COBOL

010

PL/I

System action

Enclave terminated.

Programmer response

For reason codes 4, 28, 40, and 56, increase the amount of GETVIS storage in the partition by decreasing the value specified in the SIZE parameter

of the EXEC JCL statement, or increase the partition size.

For reason code 42, ensure that you have created the LE/VSE installation wide default options module CEEDOPT and it exists in an available sub-library.

For reason code 54, ensure you have at least the supplied CEEBXTAN or CEECXTAN PHASEs in a sub-library available to the user application. Further information on the creation of CEEDOPT, CEEBXTAN and CEECXTAN is available in the [LE/VSE Customization Guide](#).

For reason code 56, also ensure that the LE/VSE sublibrary is available in the LIBDEF search chain at run-time.

For reason code 82, check for any CICS storage violations or application programs modifying storage outside of their allocated area(s) such as CICS commareas or table arrays. Compile COBOL programs with SSRANGE and set LE/VSE run-time option CHECK(ON) to validate all allocated table arrays for any boundary violations. For PL/1 VSE programs you can use the SUBSCRIPTRANGE procedure setting. In both the PL/1 and COBOL cases, the use of TEST(NONE,SYM) as a compile time option is recommended to ensure maximum debugging information is available at abend time.

For reason code 156, see the accompanying COBOL run-time message for a description of the error.

For reason code 160, ensure the application is not trying to create another enclave while using preinitialization services such as IGZERRE, ILDBSET0 or CEEPIPI. Ensure that any child enclaves are created within an active environment using provided services such as the LE/VSE C run-time function system(), the callable service CEE5CRE, or (if under CICS) use the EXEC CICS LINK or XCTL API calls.

For reason code 2xx, ensure that there are no other STXITs active, or entered, when LE/VSE is being initialized (first call to an Language Environment-enabled HLL program). Check for any Assembler programs or software that may be establishing STXIT exits prior to the LE/VSE environment being initialised. If the failure persists, report the problem to your systems programmer or IBM Technical Support Centre.

For other reason codes, see your system programmer.

U4094 (X'FFE')

Explanation

An abend was issued during termination, when errors were detected.

Reason codes:

4 (X'04')

An invalid parameter to termination services was discovered.

8 (X'08')

A language-specific event handler returned an invalid return code.

12 (X'0C')

A language-specific event handler returned to termination with a return code, causing immediate termination. This might be due to writing beyond storage.

16 (X'10')

Condition management could not properly terminate.

20 (X'14')

Program management could not properly terminate.

24 (X'18')

Storage management could not properly free stack and/or heap storage.

28 (X'1C')

Storage management could not properly free the initial storage allocation.

32 (X'20')

The user stack was unable to be collapsed using GOTO.

36 (X'24')

The fixed-size termination stack overflowed.

44 (X'2C')

Termination requested during termination.

80 (X'50')

An error occurred during termination of the COBOL run-time environment.

System action

Enclave terminated.

Programmer response

For reason code 80, see the accompanying COBOL run-time message for a description of the error.

For other reason codes, see your system programmer.

U4095 (X'FFF')

Explanation

An abend was issued as a response to the fatal return code of an LE/VSE-conforming language.

Reason codes:

<300 (<X'12C')

The reason code is set to the LE/VSE-conforming language ID.

301 (X'12D')

The condition was provoked from a user handler routine.

System action

Enclave terminated.

Programmer response

See your system programmer.

Chapter 14. Return Codes to CICS

When LE/VSE detects an error and LE/VSE is not fully initialized or unable to generate a message, the component of LE/VSE in charge generates a return code. The return code passes from the LE/VSE component to CICS. CICS returns the return code to the system console. The COBOL component also sends a message that precedes the return code to the system console.

LE/VSE Return Codes to CICS

10000 - 10255

Explanation

There is no CEEEVnnn module. nnn is the member language ID for the modules, and is found by subtracting 10000 from the return code.

System action

CICS continues system initialization with LE/VSE inactive.

Programmer response

Ensure the CSD definitions are correct for LE/VSE. Especially ensure that for every CEECInnn defined module there is a corresponding CEEEVnnn defined module.

11000

Explanation

Invalid parameters passed from CICS to LE/VSE for the partition initialization call.

System action

CICS continues system initialization with LE/VSE inactive.

Programmer response

This is most likely an internal error in CICS or LE/VSE.

11010

Explanation

Storage could not be acquired by LE/VSE to initialize in the CICS partition.

System action

CICS continues system initialization with LE/VSE inactive.

Programmer response

Increase the size of the CICS dynamic storage area (DSA) by increasing the value on the SIZE parameter of the EXEC DFHSIP JCL statement.

11020

Explanation

Unable to load LE/VSE modules in order to initialize LE/VSE for the CICS partition.

System action

CICS continues system initialization with LE/VSE inactive.

Programmer response

Make sure the CSD definitions (as supplied in the member CEECCSD.Z) are correct for LE/VSE. Also, make sure that the CICS partition size is large enough to run LE/VSE.

11030

Explanation

LE/VSE partition initialization did not succeed in a language support module.

System action

CICS continues system initialization with LE/VSE inactive.

Programmer response

LE/VSE can write other messages to the operator's console explaining the cause of the malfunction. If there are none, this is more than likely an internal error in LE/VSE.

11040

Explanation

An internal abend has occurred during LE/VSE initialization for the CICS partition.

System action

CICS continues system initialization with LE/VSE inactive.

Programmer response

There should be a CEE1000S message written to the operators console describing the abend code and reason code for the abend. See [Chapter 13, "LE/VSE Abend Codes,"](#) on page 397 for more information.

11060

Explanation

During initialization, LE/VSE requested that CICS load module CEECOPT. CICS returned a 'load failed' response.

System action

CICS continues system initialization with LE/VSE inactive.

Programmer response

Ensure you have a valid CEECOPT.PHASE in a sub-library available to the CICS system. Also ensure you have CEECOPT defined in the active GRPLIST, if using RDO, or defined in the active CICS PPT. This is supplied in the CEECCSD.Z member which is resident in the LE/VSE Installation sub-library (PRD2.SCEEBASE).

11100

Explanation

Invalid parameters passed from CICS to LE/VSE for the partition termination call.

System action

CICS continues system termination.

Programmer response

This is most likely an internal error in CICS or LE/VSE.

11110

Explanation

Unable to release LE/VSE modules during partition termination.

System action

CICS continues system termination.

Programmer response

This is most likely an internal error in LE/VSE.

11120

Explanation

Unable to free storage acquired at partition initialization during partition termination.

System action

CICS continues system termination.

Programmer response

This is most likely an internal error in LE/VSE.

11130

Explanation

Partition termination did not succeed in a language support module.

System action

CICS continues system termination.

Programmer response

This is most likely an internal error in LE/VSE.

11150

Explanation

An internal abend occurred during LE/VSE termination for the CICS partition.

System action

CICS continues system termination.

Programmer response

There should be a CEE1000S message in the operators console describing the abend code and reason code for the abend. See [Chapter 13, "LE/VSE Abend Codes,"](#) on page 397 for more information.

12000

Explanation

Invalid parameters passed from CICS to LE/VSE for the thread initialization call.

System action

CICS abnormally terminates the transaction with abend code AEC7.

Programmer response

This is most likely an internal error in CICS or LE/VSE.

12020

Explanation

Preallocated storage was expected by LE/VSE from CICS for the thread work area, but was not supplied.

System action

CICS abnormally terminates the transaction with abend code AEC7.

Programmer response

This is most likely an internal error in CICS or LE/VSE.

12030

Explanation

Thread initialization did not succeed in a language support module.

System action

CICS abnormally terminates the transaction with abend code AEC7.

Programmer response

This is most likely an internal error in LE/VSE.

12100

Explanation

Invalid parameters passed from CICS to LE/VSE for the thread termination call.

System action

CICS continues with termination of the transaction.

Programmer response

This is most likely an internal error in CICS or LE/VSE.

12110

Explanation

Thread termination was called before all run units in the thread were terminated by calls to run unit termination.

System action

CICS continues with termination of the transaction.

Programmer response

This is most likely an internal error in CICS or LE/VSE.

12120

Explanation

An error occurred while trying to free storage for language thread work areas during thread termination.

System action

CICS continues with termination of the transaction.

Programmer response

This is most likely an internal error in LE/VSE.

12130

Explanation

Thread termination did not succeed in a language support module.

System action

CICS continues with termination of the transaction.

Programmer response

This is most likely an internal error in LE/VSE.

13000

Explanation

Invalid parameters passed from CICS to LE/VSE for the run unit initialization call.

System action

CICS abnormally terminates the transaction with abend code AEC8.

Programmer response

This is most likely an internal error in CICS or LE/VSE.

13010

Explanation

There was not enough preallocated storage by CICS to LE/VSE to complete initialization for all languages in the application routine.

System action

CICS abnormally terminates the transaction with abend code AEC8.

Programmer response

This is most likely an internal error in LE/VSE.

13020

Explanation

The mix of languages in the application phase is not supported by this release of LE/VSE.

System action

CICS abnormally terminates the transaction with abend code AEC8.

Programmer response

See [LE/VSE Writing Interlanguage Communication Applications](#) for information on supported languages and ILC.

13030

Explanation

Run unit initialization did not succeed in a language support module.

System action

CICS abnormally terminates the transaction with abend code AEC8.

Programmer response

This is most likely an internal error in LE/VSE.

13040

Explanation

An invalid application routine argument list passed by CICS to LE/VSE during run unit initialization.

System action

CICS abnormally terminates the transaction with abend code AEC8.

Programmer response

This is most likely an internal error in CICS or LE/VSE.

13050

Explanation

A member language support module is not available for a language in the application. Initialization cannot be performed.

System action

CICS abnormally terminates the transaction with abend code AEC8.

Programmer response

Make sure the CEEEVnnn language support modules of LE/VSE are defined in the CSD for all languages in the application programs.

13060

Explanation

Allocation of storage for a language thread work area did not succeed.

System action

CICS abnormally terminates the transaction with abend code AEC8.

Programmer response

Increase the size of the CICS dynamic storage area (DSA) by increasing the value on the SIZE parameter of the EXEC DFHSIP JCL statement.

13070

Explanation

The application PHASE does not contain LE-conforming entry code or does not have an addressable main routine.

System action

CICS abnormally terminates the transaction, with an appropriate abend.

Programmer response

Carefully review the linkedit map output for the application module in question, and ensure the correct entry point has been established. Where appropriate, also ensure the correct translator options have been used. Ensure an LE-conforming compiler has been used and the correct LE library routines included.

13100

Explanation

Invalid parameters passed from CICS to LE/VSE for the run unit termination call.

System action

CICS continues with termination of the application.

Programmer response

This is most likely an internal error in CICS or LE/VSE.

13110

Explanation

The thread token passed by CICS to LE/VSE for run unit termination is invalid.

System action

CICS continues with termination of the application.

Programmer response

This is most likely an internal error in CICS or LE/VSE.

13130

Explanation

Run unit termination did not succeed in a language support module.

System action

CICS continues with termination of the application.

Programmer response

This is most likely an internal error in LE/VSE.

13140

Explanation

Unable to free storage for LE/VSE control blocks.

System action

CICS continues with termination of the application.

Programmer response

This is most likely an internal error in LE/VSE.

13200

Explanation

Invalid parameters passed from CICS to LE/VSE for the run unit invocation call.

System action

CICS abnormally terminates the transaction with abend code AEC9.

Programmer response

This is most likely an internal error in CICS or LE/VSE.

13210

Explanation

Preallocated storage was expected by LE/VSE from CICS for the run unit work area, but was not supplied.

System action

CICS abnormally terminates the transaction with abend code AEC9.

Programmer response

This is most likely an internal error in CICS or LE/VSE.

13220

Explanation

Spool files for standard in, standard out, and standard error could not be opened.

System action

CICS abnormally terminates the transaction with abend code AEC9.

Programmer response

This is most likely an internal error in LE/VSE.

13230**Explanation**

Run unit invocation did not succeed in a language support module.

System action

CICS abnormally terminates the transaction with abend code AEC9.

Programmer response

This is most likely an internal error in LE/VSE.

13240**Explanation**

An invalid application routine argument list passed by CICS during run unit invocation.

System action

CICS abnormally terminates the transaction with abend code AEC9.

Programmer response

This is most likely an internal error in CICS or LE/VSE.

13250**Explanation**

A language support module was not available in order to invoke the application.

System action

CICS abnormally terminates the transaction with abend code AEC9.

Programmer response

Make sure the CEEEVnnn language support modules of LE/VSE are defined in the CSD for all languages in the application routines.

13300**Explanation**

Invalid parameters passed from CICS to LE/VSE for the run unit end invocation call.

System action

CICS continues with termination of the application.

Programmer response

This is most likely an internal error in CICS or LE/VSE.

13310**Explanation**

CICS passed an invalid thread token during run unit end invocation.

System action

CICS continues with termination of the application.

Programmer response

This is most likely an internal error in CICS or LE/VSE.

13320**Explanation**

CICS passed an invalid routine termination block during run unit end invocation.

System action

CICS continues with termination of the application.

Programmer response

This is most likely an internal error in CICS or LE/VSE.

13330**Explanation**

Unable to close spool files for standard in, standard out, and standard error.

System action

CICS continues with termination of the application.

Programmer response

This is most likely an internal error in LE/VSE.

15000**Explanation**

Invalid parameters passed from CICS to LE/VSE for the establish ownership call.

System action

CICS abnormally terminates the transaction with abend code APCS.

Programmer response

This is most likely an internal error in CICS or LE/VSE.

15010

Explanation

Initialization could not be performed for a routine because the language-specific initialization routines of LE/VSE were not available for the language.

System action

CICS abnormally terminates the transaction with abend code APCS.

Programmer response

Make sure the CEEEVnnn language support modules of LE/VSE are defined in the CSD for all languages in the application routines.

15020

Explanation

The language of the main routine could not be determined. Initialization could not be performed for the routine.

System action

CICS abnormally terminates the transaction with abend code APCS.

Programmer response

The routine is probably link-edited incorrectly.

15030

Explanation

LE/VSE establish ownership did not succeed in a language support module.

System action

CICS abnormally terminates the transaction with abend code APCS.

Programmer response

This is most likely an internal error in CICS or LE/VSE.

15040

Explanation

The application phase does not contain a main routine.

System action

CICS abnormally terminates the transaction with abend code APCS.

Programmer response

Make sure there is a main routine in the application phase.

15050

Explanation

The AMODE of the routine is 24, but the routine contains C routines that must run with AMODE(31).

System action

CICS abnormally terminates the transaction with the abend code APCS.

Programmer response

Relink-edit the routine AMODE(31).

16000

Explanation

Invalid parameters passed from CICS to LE/VSE for the determine working storage call.

System action

CICS continues running the transaction under Execution Diagnostic Facility (EDF).

Programmer response

This is most likely an internal error in CICS or LE/VSE.

16030

Explanation

Determine working storage call did not succeed in a language support module.

System action

CICS continues running the transaction under Execution Diagnostic Facility (EDF).

Programmer response

This is most likely an internal error in LE/VSE.

16040

Explanation

LE/VSE could not determine the working storage address and length for a routine.

System action

CICS continues running the transaction under Execution Diagnostic Facility (EDF).

Programmer response

This is most likely an internal error in LE/VSE.

17000

Explanation

Invalid parameters passed from CICS to LE/VSE for the perform goto call.

System action

CICS abnormally terminates the transaction with abend code APC2.

Programmer response

This is most likely an internal error in CICS or LE/VSE.

17030

Explanation

Perform goto cannot be completed because a goto-out-of-block is not supported for the language.

The application routine is a mix of languages. One routine is performing an EXEC CICS HANDLE with the LABEL option and calling another routine that is written in a language that does not support EXEC CICS

HANDLE with LABEL. A condition occurred that caused CICS to try to branch to the handle label in the caller.

System action

CICS abnormally terminates the transaction with abend code APC2.

Programmer response

Change the logic of the routine. Try using EXEC CICS HANDLE with the PROGRAM option instead of EXEC CICS HANDLE with the LABEL option.

17040

Explanation

Errors occurred while trying to perform the goto-out-of-block on behalf of the perform goto call by CICS.

System action

CICS abnormally terminates the transaction with abend code APC2.

Programmer response

This is most likely an internal error in LE/VSE.

17060

Explanation

An invalid stack frame chain was detected while trying to perform a goto-out-of-block on behalf of the perform goto call by CICS.

System action

CICS abnormally terminates the transaction with abend code APC2.

Programmer response

This is most likely an internal error in LE/VSE.

C Return Codes to CICS

31923

Explanation

Run units terminated out of sequence.

System action

CICS abnormally terminates the transaction.

Programmer response

If this problem persists, it is most likely an internal error. Contact IBM service personnel.

32112

Explanation

All run units have not been terminated before process termination.

System action

CICS abnormally terminates the transaction.

Programmer response

If this problem persists, it is most likely an internal error. Contact IBM service personnel.

32820

Explanation

Mixed-language module unsupported for non-LE/VSE-conforming C applications.

System action

CICS abnormally terminates the transaction.

Programmer response

Recompile using LE/VSE-conforming C compiler.

32821

COBOL Return Codes to CICS

51001

Explanation

A COBOL library subroutine that is system sensitive (a program that is part of the environment specific library) is inappropriate for the CICS system environment. This is likely an improper concatenation sequence of sublibraries that contain the subroutine library, either during the execution or the link-edit of the COBPACK. The message number IGZ0011C is written to the system console.

System action

CICS continues system initialization with LE/VSE inactive.

Programmer response

Check the order of the concatenation of the sublibraries in the LIBDEF statement in the CICS startup job.

51002

Explanation

C not present in language signature.

System action

CICS abnormally terminates the transaction.

Programmer response

Recompile using IBM C compiler.

32822

Explanation

CEECI005 called INPL when application routine is LE/VSE-conforming.

System action

CICS abnormally terminates the transaction.

Programmer response

If this problem persists, it is most likely an internal error. Contact IBM service personnel.

Explanation

An attempt to load a run-time routine for COBOL support failed. The module was not available or a system load failure occurred. The message number IGZ0096C is written to the system console.

System action

CICS continues system initialization with LE/VSE inactive.

Programmer response

Verify that the COBOL-specific run-time routines are defined in the PPT. Also verify that the sublibraries containing the COBOL-specific run-time routines are defined in the LIBDEF statement in the CICS startup job.

51003

Explanation

CICS GETMAIN command failed. This is an internal error. The message number IGZ0099C is written to the system console.

System action

CICS continues system initialization with LE/VSE inactive.

Programmer response

Contact IBM service personnel.

51101

Explanation

CICS RELEASE command failed. This is an internal error. The message number IGZ0099C is written to the system console.

System action

CICS continues system termination.

Programmer response

Contact IBM service personnel.

51102

Explanation

CICS FREEMAIN command failed. This is an internal error. The message number IGZ0099C is written to the system console.

System action

CICS continues system termination.

Programmer response

Contact IBM service personnel.

52001

PL/I Return Codes to CICS

101010

Explanation

CICS GETMAIN command did not succeed during PL/I partition initialization.

Explanation

CICS GETMAIN command failed. This is an internal error. The message number IGZ0099C is written to the system console.

System action

CICS abnormally terminates the transaction with abend code AEC7.

Programmer response

Contact IBM service personnel.

52101

Explanation

CICS FREEMAIN command failed. This is an internal error. The message number IGZ0099C is written to the system console.

System action

CICS continues with termination of the transaction.

Programmer response

Contact IBM service personnel.

53101

Explanation

Control returned from the application to the COBOL interface routine.

System action

CICS continues with termination of the application.

Programmer response

Contact IBM service personnel.

System action

CICS continues system initialization with LE/VSE PL/I inactive.

Programmer response

Contact IBM service personnel.

101020**Explanation**

CICS LOAD for IBMRSAP did not succeed during PL/I partition initialization.

System action

CICS continues system initialization with LE/VSE PL/I inactive.

Programmer response

Make sure the module IBMRSAP is defined in CSD.
Make sure the module IBMRSAP is located in DFHRPL.

101110**Explanation**

CICS FREEMAIN command did not succeed during PL/I partition termination.

System action

CICS continues system termination.

Programmer response

Contact IBM service personnel.

101120**Explanation**

CICS RELEASE for IBMRSAP did not succeed during PL/I partition termination.

System action

CICS continues system termination.

Programmer response

This is most likely an internal error in CICS or LE/VSE.
Contact IBM service personnel.

105210**Explanation**

Total length of PRV exceeded the specified maximum 4096 bytes.

System action

CICS abnormally terminates the transaction with abend code APCS.

Programmer response

Too many files, fetched procedures, CONTROLLED variables, or assembler use of PRV caused the total length of PRV to exceed the maximum limit of 4096 bytes. Try to reduce PRV usage.

Appendix A. Diagnosing Problems with LE/VSE

This appendix provides information for diagnosing problems in the LE/VSE product. It helps you determine if a correction for a product failure similar to yours has been previously documented. If the problem has not been previously reported, it tells you how to open a Problem Management Record (PMR) to report the problem to IBM, and if the problem is with an IBM product, what documentation you need for an Authorized Program Analysis Report (APAR).

Diagnosis Checklist

Step through each of the items in the diagnosis checklist below to see if they apply to your problem. The checklist is designed to either solve your problem or help you gather the diagnostic information required for determining the source of the error. It can also help you confirm that the suspected failure is not a user error; that is, it was not caused by incorrect usage of the LE/VSE product or by an error in the logic of the routine.

1. If your failing application contains programs that were changed since they last ran successfully, review the output of the compile or assembly (listings) for any unresolved errors.
2. If there have not been any changes in your applications, check the output (job or console logs, CICS transient (CESE) queues) for any messages from the failing run.
3. Check the message prefix to identify the system or subsystem that issued the message. This can help you determine the cause of the problem. Following are some of the prefixes and their respective origins.

EDC

The prefix for C, C utility, and prelinker messages. EDC5000-6999 are from the C run-time component of LE/VSE (except for EDC5500-5599, which are from the DSECT utility). EDC4000-4999 are from the prelinker and C utilities.

IGZ

The prefix for messages from the COBOL run-time component of LE/VSE.

IBM

The prefix for messages from the PL/I run-time component of LE/VSE.

CEE

The prefix for messages from the common run-time component of LE/VSE.

4. For any messages received, check for recommendations in the "Programmer Response" sections of the messages in this publication.
5. Verify that abends are caused by product failures and not by program errors. See the appropriate topic in this publication for a list of LE/VSE-related abend codes.
6. Your installation may have received an IBM Program Temporary Fix (PTF) for the problem. Verify that you have received all issued PTFs and have installed them, so that your installation is at the most current maintenance level.
7. The preventive service planning (PSP) bucket, an online database available to IBM customers through IBM service channels, gives information about product installation problems and other problems. Check to see whether it contains information related to your problem.
8. Narrow the source of the error. If an LE/VSE dump is available, check the traceback in the LE/VSE dump for the source of the problem. Refer to [Chapter 3, "Using LE/VSE Debugging Facilities,"](#) on page 23 for information on how to generate and use an LE/VSE dump or a system dump to isolate the cause of the error.

If a system dump is taken, follow the save area chain to find out the name of the failing module and whether IBM owns it. See ["Locating the Name of the Failing Routine in a System Dump"](#) on page 420 for information on finding the routine name.

9. After you identify the failure, consider writing a small test case that re-creates the problem. The test case could help you determine whether the error is in a user routine or in the LE/VSE product. Do not make the test case larger than 75 lines of code. The test case is not required, but it could expedite the process of finding the problem.

If the error is not an LE/VSE failure, refer to the diagnosis procedures for the product that failed.

10. Record the conditions and options in effect at the time the problem occurred. Compile your program with the appropriate options to obtain an assembler listing and data map. If possible, obtain the linkage editor output listing. Note any changes from the previous successful compilation or run. For an explanation of compile-time options, refer to the compiler-specific programming guide.
11. If you are experiencing a no-response problem, try to force a dump: CANCEL the program with the dump option.
12. Record the sequence of events that led to the error condition and any related programs or files. It is also helpful to record the service level of the compiler associated with the failing program.

Locating the Name of the Failing Routine in a System Dump

If a system dump is taken, follow the save area chain to find out the name of the failing routine and whether IBM owns it. Following are the procedures for locating the name of the failing routine, which is the **primary entry point name**.

1. Find the entry point associated with the current save area. The entry point address (EPA), located in the previous save area at offset 16 (X'00000010'), points to it.
2. Determine the entry point type, of which there are three:

Entry point type is...	If...
LE/VSE conforming	The entry point plus 4 is X'00C3C5C5'.
C	The entry point plus 5 is X'000000CE'.
Nonconforming	The entry point is neither of the above. Nonconforming entry points are for routines that follow the linking convention in which the name is at the beginning of the routine. X'47F0Fxxx' is the instruction to branch around the routine name.

For routines with LE/VSE-conforming and C entry points, LE/VSE provides program prolog areas (PPAs). PPA1 contains the entry point name and the address of the PPA2; PPA2 contains pointers to the timestamp, where release level keyword information is found, and to the PPA1 associated with the primary entry point of the routine.

If the entry point type of the failing routine is LE/VSE-conforming, go to step “3” on page 420.

If the entry point type is C, go to step “5” on page 421.

If the entry point type is nonconforming, go to step “6” on page 422.

3. If the entry point type is LE/VSE-conforming, find the entry point name for the LE/VSE or COBOL program.
 - a. Use an offset of X'0000000C' from the entry point to locate the offset of the PPA1 relative from the entry-point address.
 - b. In the PPA1, locate the offset to the length of the name.
 - c. Add this offset to the PPA1 address to find the halfword containing the length of the name, followed by the entry point name.

The entry point name appears in EBCDIC, with the translated version in the right-hand margin of the system dump.
4. Find the LE/VSE or COBOL program name.
 - a. Find the address of the PPA2 at X'00000004' from the start of the PPA1.

- b. Find the address of the compilation unit's primary entry point at X'00000010' in the PPA2.
- c. Find the entry point name associated with the primary entry point as described above. The primary entry point name is the routine name.

Figure 97 on page 421 illustrates the LE/VSE-conforming PPA1.

hex

PPA1: Entry Point Block

80	Offset to the length of name	X'CE' Language Environment signature	Language Environment flags	Member flags
84	A(PPA2)			
88	Offset to Block Debugging Information (BDI) from entry point or zero			
8C	Reserved			
10	Reserved			
	:	:	:	:
	:	:	:	:
	:	:	:	:
	Length of name	Untruncated entry/label name		

Figure 97. LE/VSE PPA1

Figure 98 on page 421 illustrates the LE/VSE PPA2.

hex

PPA2: Compile Unit Block

80	Member Identifier	Member Subid	Member Defined	Control Level (-1)
84	V(CCEESTART) for phase			
88	Offset from PPA2 to Compile Debugging Information (CDI) or zero			
8C	Offset from PPA2 to timestamp/version information or zero			
10	A(PEP) - address to the compilation unit's Primary Entry Point			
	:	:	:	:
	:	:	:	:
	:	:	:	:

Figure 98. Compile Unit Block

5. If the entry point type is C, find the C routine name.
 - a. Use the entry point plus 4 to locate the offset to the entry point name in the PPA1.
 - b. Use this offset to find the length-of-name byte followed by the routine name.

The routine name appears in EBCDIC, with the translated version in the right-hand margin.

Figure 99 on page 422 illustrates the C PPA1.

C Routine Layout Entry and PPA1			
00	B xxx(0,15)	Branch around prolog data	
04	X'14' Offset to the name	X'CE' Language Environment signature	Language Environment flags
08	A(PPA2)		
0C	A (Block Debugging Information (BDI) or zero		
10	Stack frame size		
	:		
	:		
	:		
yy	Length of name	Untruncated entry/label name	

Figure 99. C PPA1

6. If the entry point type is nonconforming, find the PL/I routine name.
 - a. Find the one byte length immediately preceding the entry point. This is the length of the routine name.
 - b. Go back the number of bytes specified in the name length. This is the beginning of the routine name.
7. If the entry point type is nonconforming, find the name of the routine other than PL/I.
 - a. Use the entry point plus 4 as the location of the entry point name.
 - b. Use the next byte as the length of the name. The name directly follows the length of name byte. The entry point name appears in EBCDIC with the translated version in the right-hand margin.

Figure 100 on page 422 illustrates the dump output of this type of DSA. In this example, LISTIT is the name of the module associated with this save area.

Nonconforming entry points that can appear do not necessarily follow this linking convention. The location of data in these save areas can be unpredictable.

020000	=	47F0F00C	06D3C9E2	E3C9E300	90ECD00C	E0B	.00..LISTIT....
020010	=	18CF41B0	C29850BD	000850DB	000418DB		...Bq&...&....
020020	=	4510C052	E3E8D7D3	C9D54040	01020034		...TYPLIN....
020030	=	C200001E	C5D5E3C5	D940D5E4	D4C2C5D9		B...ENTER NUMBER
020040	=	40D6C640	D9C5C3D6	D9C4E240	D6D940C1		OF RECORDS OR A
020050	=	D3D30ACA	00020058	4510C06C	E6C1C9E3		LL.....%WAIT
020060	=	D9C44040	010202F0	E4000000	0ACA0002		RD ...0U.....

Figure 100. Nonconforming Save Area with Sample Dump

Searching the IBM Software Support Database

Failures in the LE/VSE product can be described through the use of keywords. A keyword is a descriptive word or abbreviation assigned to describe one aspect of a product failure. A set of keywords, called a keyword string, describes the failure in detail. You can use a keyword or keyword string as a search argument against an IBM software support database, such as the Service Information Search (SIS). The database contains keyword and text information describing all current problems reported through APARs and associated PTFs. IBM Support Center personnel have access to the software support database and are responsible for storing and retrieving the information. Using keywords or a keyword string, they will search the database to retrieve records that describe similar known problems.

If you have IBMLink or some other connection to the IBM databases, you can do your own search for previously recorded product failures before calling the IBM Support Center.

If your keyword or keyword string matches an entry in the software support database, the search may yield a more complete description of the problem and possibly identify a correction or circumvention. Such a search may yield several matches to previously reported problems. Review each error description carefully to determine if the problem description in the database matches the failure.

If a match is not found, go to [“Preparing Documentation for an Authorized Program Analysis Report \(APAR\)”](#) on page 423.

Preparing Documentation for an Authorized Program Analysis Report (APAR)

Prepare documentation for an APAR only after you have done the following:

- Eliminated user errors as a possible cause of the problem.
- Followed the diagnostic procedures.
- You or your local IBM Support Center has been unsuccessful with the keyword search.

Having met these criteria, follow the instructions below.

1. Report the problem to IBM.

If you have not already done so, report the problem to IBM by opening a Program Management Record (PMR).

If you have IBMLink or some other connection to IBM databases, you can open a PMR yourself. Or, the IBM Software Support Center can open the PMR after consulting with you on the phone. The PMR is used to document your problem and to record the work that the Support Center does on the problem. Be prepared to supply the following information:

- Customer number
- PMR number
- Operating system
- Operating system release level
- Your current LE/VSE maintenance level (PTF list and list of APAR fixes applied)
- Keyword strings you used to search the IBM software support database
- Processor number (model and serial)
- A description of how reproducible the error is:

Can it be reproduced each time?

Can it be reproduced only sometimes?

Have you been unable to reproduce it?

Supply source files, test cases, macros, subroutines, and input files required to re-create the problem. Test cases are not required, but are helpful.

If the IBM Support Center concludes that the problem described in the PMR is a problem with the LE/VSE product, they will work with you to open an APAR, so the problem can be fixed.

2. Provide APAR documentation. When you submit an APAR, you will need to supply information that describes the failure. [Table 46 on page 424](#) describes how to produce documentation required for submission with the APAR.

Table 46. Problem Resolution Documentation Requirements

Item	Materials Required	How to Obtain Materials
1	Machine-readable source program, including macros, subroutines, input files, and any other data that might help to reproduce the problem.	IBM-supplied system utility program
2	Compiler listings: Source listing Object listing Storage map Traceback Cross-reference listing JCL listing and linkage editor listing Assembler-language expansion	Use appropriate compile-time options.
3	Dumps LE/VSE dump System dump	See instructions in Chapter 3, "Using LE/VSE Debugging Facilities," on page 23 (as directed by IBM Support personnel).
4	Partition/region size/virtual storage size	
5	List of applied PTFs	System programmer
6	Operating instructions or console log	Application programmer
7	JCL statements used to invoke and run the routine, including all run-time options, in machine-readable form	Application programmer
8	System output associated with the MSGFILE run-time option.	Specify MSGFILE(SYSLST)
9	Contents of the applicable catalog	
10	A hardcopy log of the events leading up to the failure.	Print the LISTLOG.

3. Submit the APAR documentation.

When submitting material for an APAR to IBM, carefully pack and clearly identify any media containing source programs, job stream data, interactive environment information, data sets, or libraries.

All magnetic media submitted must have the following information attached and visible:

- The APAR number assigned by IBM.
- A list of data sets on the tape (such as source program, JCL, data).
- A description of how the tape was made, including:
 - The exact JCL listing or the list of commands used to produce the machine-readable source. Include the block size, LRECL, and format of each file.
 - Labeling information used for the volume and its data sets.
 - The recording mode and density.
 - The name of the utility program that created each data set.
 - The record format and block size used for each data set

Any printed materials must show the corresponding APAR number.

The IBM service personnel will inform you of the mailing address of the service center nearest you.

If an electronic link with IBM Service is available, use this link to send diagnostic information to IBM Service.

After the APAR is opened and the fix is produced, the description of the problem and the fix will be in the software support database in SIS, accessible through ServiceLink.

Language Environment Glossary

abend

Abnormal end of application.

active routine

The currently executing routine.

additional heap

An LE/VSE heap created and controlled by a call to CEECRHP. See also *below heap*, *anywhere heap*, and *initial heap*.

addressing mode

An attribute that refers to the address length that a routine is prepared to handle upon entry. Addresses may be 24 or 31 bits long.

AMODE

Addressing mode.

anywhere heap

The LE/VSE heap controlled by the ANYHEAP run-time option. It contains library data, such as LE/VSE control blocks and data structures not normally accessible from user code. The anywhere heap may reside above 16MB. See also *below heap*, *additional heap*, and *initial heap*.

Application writer interface

Synonym for *callable service*.

argument

An expression used at the point of a call to specify a data item or aggregate to be passed to the called routine.

array

An aggregate that consists of data objects, each of which may be uniquely referenced by subscripting.

assembler user exit

A routine to tailor the characteristics of an enclave prior to its establishment.

AWI

Application writer interface. Synonym for *callable service*.

below heap

The LE/VSE heap controlled by the BELOWHEAP run-time option, which contains library data, such as LE/VSE control block and data structures not normally accessible from user code. Below heap always resides below 16MB. See also *anywhere heap*, *initial heap*, and *additional heap*.

byte

The basic unit of storage addressability, usually with a length of 8 bits.

C language

A high-level language used to develop software applications in compact, efficient code that can be run on different types of computers with minimal change.

CAA

Common anchor area.

callable services

A set of services that can be invoked by an LE/VSE-conforming high level language using the conventional LE/VSE-defined call interface, and usable by all programs sharing the LE/VSE conventions.

Use of these services helps to decrease an application's dependence on the specific form and content of the services delivered by any single operating system.

call chain

A trace of all active routines and subroutines that can be constructed by the user from information included in a system dump, such as the locations of save areas and the names of routines.

caller

A routine that calls another routine.

CIB

Condition information block.

CICS

Customer Information Control System.

CLLE

COBOL load list entry.

COBCOM

Control block containing information about a COBOL/VSE partition.

COBOL

Common Business-Oriented Language. A high level language, based on English, that is primarily used for business applications.

COBOL load list entry (CLLE)

Entry in the load list containing the name of the program and the load address.

COBVEC

COBOL vector table containing the address of the library routines.

common anchor area (CAA)

Dynamically acquired storage that represents an LE/VSE thread. Thread-related storage/resources are anchored off the CAA. This area acts as a central communications area for the program, holding addresses of various storage and error-handling routines, and control blocks. The CAA is anchored by an address in register 12.

compilation unit

An independently compilable sequence of HLL statements. Each HLL product has different rules for what makes up a compilation unit. Synonym for *program unit*.

Compiler writer interfaces

A set of low-level interfaces used by LE/VSE-conforming HLL compilers to invoke LE/VSE services.

condition

An exception that has been enabled, or recognized, by LE/VSE and thus is eligible to activate user and language condition handlers. Any alteration to the normal programmed flow of an application. Conditions can be detected by the hardware/operating system and result in an interrupt. They can also be detected by language-specific generated code or language library code.

condition handler

A user-written condition handler or language-specific condition handler (such as a PL/I ON-unit) invoked by the LE/VSE *condition manager* to respond to conditions.

condition handling

In LE/VSE, the diagnosis, reporting, and/or tolerating of errors that occur in the run-time environment.

condition manager

Manages conditions in the common execution environment by invoking various user-written and language-specific *condition handlers*.

condition information block (CIB)

The platform-specific data block used by the LE/VSE condition manager as a repository for data about conditions raised in the LE/VSE run-time environment.

condition token

In LE/VSE, a data type consisting of 96 bits (12 bytes). The condition token contains structured fields that indicate various aspects of a condition including the severity, the associated message number, and information that is specific to a given instance of the condition.

Customer Information Control System (CICS)

CICS is an OnLine Transaction Processing (OLTP) system that provides specialized interfaces to databases, files and terminals in support of business and commercial applications.

CWI

Compiler writer interface.

data aggregate

A logical collection of data elements that can be referred to either collectively or individually; in PL/I, an array or a structure.

data division

In COBOL, the part of a routine that describes the files to be used in the program and the records contained within the files. It also describes any internal working storage records that are needed.

data type

The properties and internal representation that characterize data.

DCLCB

Declare control block.

DCT

Destination control table.

declare control block (DCLCB)

Control block containing file information.

default

A value that is used when no alternative is specified.

descriptor

PL/I control block that holds information about a variable, such as area size, array bounds, or string length.

Destination Control Table (DCT)

A CICS table that contains an entry for each extrapartition, intrapartition, and indirect destination. Extrapartition entries address data sets external to the CICS partition. Intrapartition destination entries contain the information required to locate the queue in the intrapartition data set. Indirect destination entries contain the information required to locate the queue in the intrapartition data set.

DSA

Dynamic storage area.

dynamic call

A call that results in the resolution of the called routine at run time. Contrast with *static call*.

dynamic storage

Storage acquired as needed at run time. Contrast with *static storage*.

dynamic storage area (DSA)

An area of storage obtained during the running of an application that consists of a register save area and an area for automatic data, such as program variables. DSAs are generally allocated within LE/VSE-managed stack segments. DSAs are added to the stack when a routine is entered and removed upon exit in a last in, first out (LIFO) manner. In LE/VSE, a DSA is known as a *stack frame*.

EBCDIC

Extended binary-coded decimal interchange code.

enclave

In LE/VSE, an independent collection of routines, one of which is designated as the main routine. An enclave is roughly analogous to a program or run unit.

entry point

In assembler language, the address or label of the first instruction that is executed when a routine is entered for execution.

environment

A set of services and data available to a program during execution. In LE/VSE, environment is normally a reference to the run-time environment of HLLs at the enclave level.

exception

The original event such as a hardware signal, software detected event, or user-signaled event which is a potential condition. This action may or may not include an alteration in a program's normal flow. See also *condition*.

execution time

Synonym for *run time*.

execution environment

Synonym for *run-time environment*.

external data

Data that persists over the lifetime of an enclave and maintains last-used values whenever a routine within the enclave is reentered. Within an enclave consisting of a single phase, it is equivalent to COBOL external data.

facility ID

A string of three characters identifying an LE/VSE-conforming component. The facility IDs assigned by IBM are:

CEE

LE/VSE common library

EDC

C language-specific library

IGZ

COBOL language-specific library

IBM

PL/I language-specific library

FCB

File control block.

feedback code (fc)

A condition token value. If you specify *fc* in a call to a callable service, a condition token indicating whether the service completed successfully is returned to the calling routine.

FIB

File information block.

file

A named collection of related data records that is stored and retrieved by an assigned name.

file control block (FCB)

Block containing the addresses of I/O routines, information about how they were opened and closed, and a pointer to the file information block.

file information block (FIB)

A read-only block describing the characteristics of an I/O file.

filename

A 1- to 7-character name used within an application and in JCL to identify a file. The filename provides the means for the logical file to be connected to the physical file.

function

A routine that is invoked by coding its name in an expression. The routine passes a result back to the invoker through the routine name.

handled condition

A condition that has proceeded. Either the user condition handler or the HLL condition handler has dealt with the condition and deemed the routine to continue.

heap

An area of storage used for allocation of storage whose lifetime is not related to the execution of the current routine. The heap consists of the initial heap segment and zero or more increments. See also *additional heap*, *anywhere heap*, *below heap*, *heap element*, and *initial heap*.

heap element

A contiguous area of storage allocated by a call to the CEEGTST service. Heap elements are always allocated within a single heap segment.

heap increment

See *increment*.

heap segment

A contiguous area of storage obtained directly from the operating system. The LE/VSE storage management scheme subdivides heap segments into individual heap elements. If the initial heap segment becomes full, LE/VSE obtains a second segment, or increment, from the operating system.

heap storage

See *heap*.

high level language (HLL)

A programming language above the level of assembler language and below that of program generators and query languages.

HLL

High level language.

hook

The location in a compiled program where the compiler inserts an instruction that allows the user to later interrupt the program (by setting breakpoints) for debugging purposes.

ILC

Interlanguage communication.

increment

The second and subsequent segments of storage allocated to the stack or heap.

initial heap

The LE/VSE heap controlled by the HEAP run-time option and designated by a *heap_id* of 0. The initial heap contains dynamically allocated user data. See also *additional heap*.

instance specific information (ISI)

Located within the LE/VSE condition token, the ISI contains information used by the condition manager to identify and react to a specific occurrence of a condition.

interlanguage communication (ILC)

The ability of routines written in different programming languages to communicate. ILC support allows the application writer to readily build applications from component routines written in a variety of languages.

interrupt

A suspension of a process, such as the execution of a computer program, caused by an event external to that process, and performed in such a way that the process can be resumed.

ISI

Instance specific information.

JCL

Job control language.

job control language (JCL)

A sequence of commands used to identify a job to an operating system and to describe a job's requirements.

Language Environment

A set of architectural constructs and interfaces that provides a common run-time environment and run-time services to applications compiled by Language Environment-conforming compilers.

Language Environment for z/VSE

An IBM software product that is the implementation of Language Environment on the VSE platform.

LE/VSE

Short form of Language Environment for z/VSE.

library

A collection of functions, subroutines, or other data.

library vector table (LIBVEC)

A vector table used to support access to library routines (LE/VSE and HLLs) from compiler-generated code, user-written assembly language code, and other subroutines.

LIBVEC

Library vector table

linkage editor

A program that resolves cross-references between separately assembled object modules and then assigns final addresses to create a single relocatable phase. The linkage editor then stores the phase in a program library in main storage.

locator

PL/I control block that holds the address of data such as structures or arrays and the address of the *descriptor*.

LWS

Library workspace.

module

A language construct that consists of procedures or data declarations and can interact with other such constructs. In PL/I, an external procedure.

multithreading

Mode of operation that provides for the concurrent, or interleaved, execution of two or more tasks, or threads.

NAB

Next available byte.

next available byte (NAB)

The address of the next available byte of storage on a doubleword boundary. This address is a segment of stack storage.

non-reentrant

A type of program that cannot be shared by multiple users.

object code

Output from a compiler or assembler which is itself executable machine code or is suitable for processing to produce executable machine code.

offset

The number of measuring units from an arbitrary starting point in a record, area, or control block, to some other point.

operating system

Software that controls the running of programs; in addition, an operating system may provide services such as resource allocation, scheduling, input/output control, and data management.

parameter

Data items that are received by a routine.

partition

A fixed-size division of storage.

percolate

The action taken by the condition manager when the returned value from a condition handler indicates that the handler could not handle the condition, and the condition will be transferred to the next handler.

picture string

Character strings used to specify date and time formats.

PPA1 entry point block

Program Prolog Area. This block contains information about the compiled module.

PPA2 entry point block

An extension of the *PPA1 entry point block*.

PPT

Processing Program Table

process

The highest level of the LE/VSE program management model. A process is a collection of resources, both program code and data, and consists of at least one enclave.

Processing Program Table (PPT)

A CICS table that contains information about CICS phases (whether the phase is in storage or not, its language, use count and entry point address, etc.) needed to complete a transaction.

program mask

A structure that describes the manner in which S/370 hardware-detected conditions are to be handled.

program status word (PSW)

An area in storage used to indicate the order in which instructions are executed and to hold and indicate the status of the operating system. The program mask (bits 20 to 23) of the PSW can be manipulated to enable or disable the detection of some hardware conditions under LE/VSE.

program unit

Synonym for *compilation unit*.

PSW

Program status word.

reason code

A value returned to the invoker of an enclave that indicates how the enclave terminated. The value reflects whether the enclave terminated successfully, or unsuccessfully, to an unhandled condition. Under CICS, synonymous with *return code*.

reentrant

The attribute of a routine or application that allows more than one user to share a single copy of a phase.

register

To specify formally. In LE/VSE, to register a condition handler means to add a user-written condition handler onto a routine's stack frame.

register save area (RSA)

Area of main storage in which contents of registers are saved.

return code

A code produced by a routine to indicate its success. It may be used to influence the execution of succeeding instructions.

routine

In LE/VSE, refers to a procedure, function, or subroutine.

RMODE

Residence mode. The attribute of a phase that specifies whether the phase, when loaded, must reside below the 16MB virtual storage line or may reside anywhere in virtual storage.

RSA

Register save area.

RUNCOM

COBOL block containing the ID and address of the main program.

run time

Any instant at which a program is being executed. Synonym for *execution time*.

run-time environment

A set of resources that are used to support the execution of a program. Synonym for *execution environment*.

run unit

One or more object programs that are executed together. In LE/VSE, a run unit is the equivalent of an *enclave*.

save area

Area of main storage in which contents of registers are saved.

scope terminator

Variable at the end of a statement.

severity code

A part of run-time messages that indicates the severity of the error condition (1, 2, 3, or 4).

stack

An area of storage used for suballocation of stack frames. Such suballocations are allocated and freed on a LIFO (last in, first out) basis. A stack is a collection of one or more stack segments consisting of an initial stack segment and zero or more increments.

stack frame

The physical representation of the activation of a routine. The stack frame is allocated on a LIFO stack and contains various pieces of information including a save area, condition handling routines, fields to assist the acquisition of a stack frame from the stack, and the local, automatic variables for the routine. In LE/VSE, a stack frame is synonymous with *DSA*.

static call

A call that results in the resolution of the called program statically at link-edit time. Contrast with *dynamic call*.

static storage

Storage that persists and retains its value across calls. Contrast with *dynamic storage*.

suboption

An option that can be used with compile-time and run-time options to further specify the action of the option.

symbolic feedback code

The symbolic representation of the 12-byte condition token returned by LE/VSE callable services. Symbolic feedback codes are provided so that you do not have to code the entire 12-byte condition token in a condition handling routine.

subsystem

A secondary or subordinate system, or programming support, usually capable of operating independently of or asynchronously with a controlling system. Example: CICS.

system abend

An abend caused by the operating system's inability to process a routine; may be caused by errors in the logic of the source routine.

task global table (TGT)

Table with information about addresses and length of working storage and the program start address.

TGT

Task global table

THDCOM

Control block with COBOL/VSE thread information.

thread

The basic run-time path within the LE/VSE program management model. It is dispatched by the system with its own instruction counter and registers. The thread is where actual code resides.

token

See *condition token*.

trace

(1). A record of the execution of a computer program. It exhibits the sequence in which the instructions were executed. (2). To record a series of events as they occur.

traceback

A section of the dump that provides information about the stack frame (DSA), the program unit address, the entry point of the routine, the statement number, and status of the routines on the call-chain at the time the traceback was produced.

transient data queue

A file to which run-time messages are written under CICS. Under LE/VSE, the name of this file is CESE.

unhandled condition

A condition that is percolated beyond the first routine's stack frame. Compare with *handled condition*.

user abend

A request made by user code to the operating system to abnormally terminate a routine. Contrast with *system abend*.

user-written condition handler

A routine established by the CEEHDLR callable service to handle a condition or conditions when they occur in the common run-time environment. A queue of user-written condition handlers established by CEEHDLR may be associated with each stack frame in which they are established.

user exit

A routine that takes control at a specific point in an application. Two assembler user exits and one HLL user exit are provided by LE/VSE. They are invoked to perform initialization functions and both normal and abnormal termination functions.

virtual origin

The address of an element in an array whose subscripts are all zero.

VO

Virtual origin.

VSE (Virtual Storage Extended)

A system that consists of a basic operating system (VSE/Advanced Functions) and IBM-supplied programs required to meet the data processing needs of a user.

word

A contiguous series of 32 bits (4 bytes) in storage, addressable as a unit. The address of the first byte of a word is evenly divisible by four.

Index

Special Characters

[__abend 55](#)
[__alloc 55](#)
[__amrc 55](#)
[__code 55](#)
[__error 55](#)
[__feedback 55](#)
[__last_op 55](#)
[__msg 55](#)

Numerics

[10000 - 10255 407](#)
[101010 416](#)
[101020 417](#)
[101110 417](#)
[101120 417](#)
[105210 417](#)
[11000 407](#)
[11010 407](#)
[11020 407](#)
[11030 407](#)
[11040 407](#)
[11060 408](#)
[11100 408](#)
[11110 408](#)
[11120 408](#)
[11130 408](#)
[11150 408](#)
[12000 408](#)
[12020 409](#)
[12030 409](#)
[12100 409](#)
[12110 409](#)
[12120 409](#)
[12130 409](#)
[13000 409](#)
[13010 410](#)
[13020 410](#)
[13030 410](#)
[13040 410](#)
[13050 410](#)
[13060 410](#)
[13070 410](#)
[13100 411](#)
[13110 411](#)
[13130 411](#)
[13140 411](#)
[13200 411](#)
[13210 411](#)
[13220 411](#)
[13230 412](#)
[13240 412](#)
[13250 412](#)
[13300 412](#)
[13310 412](#)

[13320 412](#)
[13330 412](#)
[15000 412](#)
[15010 413](#)
[15020 413](#)
[15030 413](#)
[15040 413](#)
[15050 413](#)
[16000 413](#)
[16030 413](#)
[16040 414](#)
[17000 414](#)
[17030 414](#)
[17040 414](#)
[17060 414](#)
[31923 414](#)
[32112 414](#)
[32820 415](#)
[32821 415](#)
[32822 415](#)
[51001 415](#)
[51002 415](#)
[51003 415](#)
[51101 416](#)
[51102 416](#)
[52001 416](#)
[52101 416](#)
[53101 416](#)

A

abend codes
 [< 4000 19](#)
 [>= 4000 19](#)
 [exempting from LE/VSE condition handling 14](#)
 [LE/VSE, list of 397](#)
 [system, example of 21](#)
 [user-specified, example of 21](#)
 [user, example of 21](#)
 [using 21](#)
abends
 [internal, table of output 140](#)
 [LE/VSE 21, 137](#)
 [requested by assembler user exit 14](#)
 [system 22](#)
 [under CICS 137](#)
 [user 22](#)
ABPERC run-time option
 [function 6](#)
 [generating a system dump and 47](#)
 [modifying condition handling behavior and 13](#)
ABTERMENC run-time option
 [using 15](#)
accessibility [xix](#)
ADATA compile-time option [4](#)
AGGREGATE compile-time option [3, 5](#)
anywhere heap

anywhere heap (*continued*)
 statistics [11](#)
 APAR (Authorized Program Analysis Report) [423](#)
 AR commands [23](#)
 AR commands, run-time messages [223](#)
 argument
 in dump [35](#)
 arguments, registers, and variables for active routines [32](#)
 assembler language
 user exit
 for CICS [139](#)
 generating a system dump with [47](#)
 modifying condition handling behavior and [14](#)
 using [14](#), [15](#)
 atexit
 information in dump [74](#)
 attention routine commands, run-time messages [223](#)
 attention routine interface commands
 D CEE,? | HELP [23](#)
 D CEE,CEEOPT [23](#)
 D CEE,CEEDOPT [23](#)
 D CEE,CEEEXIT [23](#)
 D CEE,CEESTAT [23](#)
 D CEE,OPTS [23](#)
 S CEE,CLEAR [23](#)
 S CEE,OPTS='run-time option over-rides string' [23](#)
 Authorized Program Analysis Report (APAR) [423](#)
 automatic variables, locating in dump [61](#), [123](#)

B

base locator
 for working storage [95](#)
 in dump [95](#)
 BEAR (breaking event address register) feature [85](#), [122](#)
 below heap statistics [11](#)
 BLOCKS option of CEE5DMP callable service [27](#)

C

C
 __amrc
 example of structure [55](#)
 information in dump [77](#)
 __msg [55](#)
 atexit
 information in dump [74](#)
 C-specific common anchor area (C-CAA) [73](#)
 cdump() function [67](#)
 compile-time options [3](#)
 compiler listings [60](#)
 debugging examples [78](#), [81](#)
 dump
 automatic variables, locating in [61](#)
 external variables, locating in [63](#)
 fetch information in [74](#)
 parameter in [64](#)
 signal information in [73](#)
 structure variables, locating in [65](#)
 system, structures in [65](#)
 file
 control block information [75](#)
 status and attributes in dump [75](#)

C (*continued*)
 functions
 calling dump, example [66](#)
 cdump() [30](#), [66](#)
 csnap() [30](#), [66](#), [67](#)
 ctrace() [30](#), [66](#), [67](#)
 fetch() [55](#)
 perror() [55](#)
 printf() [55](#)
 to produce dump output [30](#)
 memory file control block [76](#)
 messages, run-time [267](#)
 perror() function [59](#)
 return codes [414](#)
 static
 variables, locating in dump [62](#)
 writable map [62](#)
 stdio.h [55](#)
 timestamp [66](#)
 C return codes to CICS [414](#)
 C utility messages
 DSECT [262](#)
 genxlt [256](#)
 iconv [253](#)
 localedef [239](#)
 prelinker [233](#)
 uconvdef() [257](#)
 CAA (common anchor area) [36](#)
 call chain [35](#)
 case 1 condition token [16](#)
 case 2 condition token [16](#)
 cdump() [66](#)
 CEE prefix [19](#), [21](#)
 CEE0102S [143](#)
 CEE0198S [143](#)
 CEE0199W [143](#)
 CEE0201I [144](#)
 CEE0250S [144](#)
 CEE0252W [144](#)
 CEE0253W [144](#)
 CEE0254W [144](#)
 CEE0255S [145](#)
 CEE0256W [145](#)
 CEE0257S [145](#)
 CEE0259S [145](#)
 CEE0260S [145](#)
 CEE0264S [145](#)
 CEE0277W [146](#)
 CEE0355C [146](#)
 CEE0356C [146](#)
 CEE0374C [146](#)
 CEE0398W [147](#)
 CEE0399W [147](#)
 CEE0400E [147](#)
 CEE0401S [147](#)
 CEE0402S [147](#)
 CEE0403S [148](#)
 CEE0404W [148](#)
 CEE0450S [148](#)
 CEE0451S [148](#)
 CEE0452S [148](#)
 CEE0454S [149](#)
 CEE0455W [149](#)
 CEE0457S [149](#)

CEE0458S [149](#)
CEE0459S [149](#)
CEE0460W [150](#)
CEE0461S [150](#)
CEE0462S [150](#)
CEE0463S [150](#)
CEE0464S [150](#)
CEE0553S [151](#)
CEE0554W [151](#)
CEE0802C [151](#)
CEE0803S [151](#)
CEE0804S [151](#)
CEE0805S [152](#)
CEE0806S [152](#)
CEE0808S [152](#)
CEE0809S [152](#)
CEE0810S [153](#)
CEE0812S [153](#)
CEE0813S [153](#)
CEE0814S [153](#)
CEE1000S [154](#)
CEE1001E [154](#)
CEE2001E [154](#)
CEE2002E [154](#)
CEE2003E [155](#)
CEE2004E [155](#)
CEE2005E [155](#)
CEE2006E [155](#)
CEE2007E [156](#)
CEE2008E [156](#)
CEE2009E [156](#)
CEE2010E [156](#)
CEE2011E [157](#)
CEE2012E [157](#)
CEE2013E [157](#)
CEE2014E [157](#)
CEE2015E [158](#)
CEE2016E [158](#)
CEE2017E [158](#)
CEE2018E [158](#)
CEE2019E [159](#)
CEE2020E [159](#)
CEE2021E [159](#)
CEE2022E [159](#)
CEE2025W [160](#)
CEE2028E [160](#)
CEE2502S [160](#)
CEE2503S [160](#)
CEE2505S [160](#)
CEE2506S [161](#)
CEE2507S [161](#)
CEE2508S [161](#)
CEE2509S [161](#)
CEE2510S [162](#)
CEE2511S [162](#)
CEE2512S [162](#)
CEE2513S [162](#)
CEE2514S [163](#)
CEE2515S [163](#)
CEE2516S [163](#)
CEE2517S [163](#)
CEE2518S [164](#)
CEE2519S [164](#)
CEE2520S [164](#)
CEE2521S [164](#)
CEE2522S [165](#)
CEE2523W [165](#)
CEE2524S [165](#)
CEE2525S [165](#)
CEE2526E [165](#)
CEE2527E [166](#)
CEE2529S [166](#)
CEE2530S [166](#)
CEE2531S [166](#)
CEE2533S [166](#)
CEE2534W [167](#)
CEE2537W [167](#)
CEE2701S [167](#)
CEE2702S [167](#)
CEE2999C [167](#)
CEE3098S [168](#)
CEE3102E [168](#)
CEE3103S [168](#)
CEE3104S [168](#)
CEE3105S [169](#)
CEE3106S [169](#)
CEE3107E [169](#)
CEE3108E [169](#)
CEE3186E [169](#)
CEE3191E [170](#)
CEE3192C [170](#)
CEE3193I [170](#)
CEE3194W [170](#)
CEE3195W [170](#)
CEE3196W [171](#)
CEE3197W [171](#)
CEE3198S [171](#)
CEE3199S [171](#)
CEE3200S [171](#)
CEE3201S [172](#)
CEE3202S [172](#)
CEE3203S [172](#)
CEE3204S [172](#)
CEE3205S [173](#)
CEE3206S [173](#)
CEE3207S [173](#)
CEE3208S [173](#)
CEE3209S [174](#)
CEE3210S [174](#)
CEE3211S [174](#)
CEE3212S [174](#)
CEE3213S [174](#)
CEE3214S [175](#)
CEE3215S [175](#)
CEE3216S [175](#)
CEE3217S [175](#)
CEE3218S [175](#)
CEE3219S [176](#)
CEE3220S [176](#)
CEE3228S [176](#)
CEE3229S [176](#)
CEE3250C [177](#)
CEE3252C [177](#)
CEE3253C [177](#)
CEE3254C [177](#)
CEE3255C [177](#)
CEE3260W [177](#)
CEE3261W [178](#)

CEE3262W 178	CEE3461E 191
CEE3263C 178	CEE3462E 192
CEE3292W 178	CEE3463E 192
CEE3293C 178	CEE3464E 192
CEE3294E 179	CEE3465E 192
CEE3295E 179	CEE3466E 192
CEE3296E 179	CEE3467E 193
CEE3297E 179	CEE3468E 193
CEE3298E 179	CEE3469E 193
CEE3299E 180	CEE3470E 193
CEE3300C 180	CEE3471E 194
CEE3301E 180	CEE3472S 194
CEE3320C 180	CEE3473S 194
CEE3321C 180	CEE3475S 194
CEE3322C 181	CEE3476S 194
CEE3323S 181	CEE3480S 194
CEE3324W 181	CEE3481S 195
CEE3325W 182	CEE3482S 195
CEE3326W 182	CEE3485S 195
CEE3329S 182	CEE3486S 195
CEE3330S 182	CEE3487S 195
CEE3331S 182	CEE3488S 196
CEE3332S 182	CEE3489S 196
CEE3333W 183	CEE3490S 196
CEE3350S 183	CEE3491S 196
CEE3351S 183	CEE3492S 196
CEE3352E 183	CEE3493W 197
CEE3353S 184	CEE3494S 197
CEE3354S 184	CEE3495S 197
CEE3355S 184	CEE3496I 197
CEE3356S 184	CEE3497E 197
CEE3358E 184	CEE3498I 198
CEE3360S 185	CEE3499E 198
CEE3361W 185	CEE3500S 198
CEE3362S 185	CEE3501S 198
CEE3363S 185	CEE3502S 198
CEE3364W 186	CEE3503S 199
CEE3365S 186	CEE3504S 199
CEE3370W 186	CEE3505S 199
CEE3380W 186	CEE3506S 199
CEE3400W 186	CEE3507S 199
CEE3401W 186	CEE3508S 200
CEE3402E 187	CEE3509S 200
CEE3420W 187	CEE3510S 200
CEE3421W 187	CEE3511S 200
CEE3422W 187	CEE3513S 200
CEE3423S 188	CEE3514C 201
CEE3424S 188	CEE3515I 201
CEE3425S 188	CEE3519S 201
CEE3426S 188	CEE3520C 201
CEE3427S 188	CEE3550I 201
CEE3428S 189	CEE3551I 202
CEE3429S 189	CEE3552I 202
CEE3449S 189	CEE3553I 202
CEE3450E 189	CEE3554I 202
CEE3451S 189	CEE3555E 202
CEE3452S 190	CEE3556W 203
CEE3454S 190	CEE3557W 203
CEE3455E 190	CEE3558I 203
CEE3456S 190	CEE3559W 204
CEE3457S 191	CEE3601I 204
CEE3458E 191	CEE3602I 204
CEE3459S 191	CEE3603I 204
CEE3460E 191	CEE3604I 204

CEE3605I [205](#)
 CEE3606I [205](#)
 CEE3607I [205](#)
 CEE3608I [205](#)
 CEE3609I [205](#)
 CEE3610I [206](#)
 CEE3611I [206](#)
 CEE3612I [206](#)
 CEE3613I [206](#)
 CEE3614I [206](#)
 CEE3615I [207](#)
 CEE3616I [207](#)
 CEE3617I [207](#)
 CEE3618I [207](#)
 CEE3619I [207](#)
 CEE3620I [207](#)
 CEE3621I [208](#)
 CEE3622I [208](#)
 CEE3623I [208](#)
 CEE3624I [208](#)
 CEE3625I [208](#)
 CEE3626I [208](#)
 CEE3627I [209](#)
 CEE3628I [209](#)
 CEE3629I [209](#)
 CEE3630I [209](#)
 CEE3631I [209](#)
 CEE3632I [210](#)
 CEE3633W [210](#)
 CEE3634I [210](#)
 CEE3637I [210](#)
 CEE3638I [210](#)
 CEE3639I [211](#)
 CEE3649W [211](#)
 CEE3700I [211](#)
 CEE3701W [211](#)
 CEE3702S [211](#)
 CEE3703I [212](#)
 CEE3704I [212](#)
 CEE3705I [212](#)
 CEE3706I [212](#)
 CEE3707I [212](#)
 CEE3708I [213](#)
 CEE3709I [213](#)
 CEE3710I [213](#)
 CEE3711I [213](#)
 CEE3750S [213](#)
 CEE3751S [213](#)
 CEE3756S [214](#)
 CEE3757S [214](#)
 CEE3758S [214](#)
 CEE3775W [214](#)
 CEE3781I [214](#)
 CEE3782E [215](#)
 CEE3800S [215](#)
 CEE3817E [215](#)
 CEE3818E [215](#)
 CEE3900S [215](#)
 CEE3901S [216](#)
 CEE3902W [216](#)
 CEE3903W [216](#)
 CEE3907I [216](#)
 CEE3908I [216](#)
 CEE3909I [217](#)
 CEE3931W [217](#)
 CEE4001S [217](#)
 CEE4015S [217](#)
 CEE4086S [217](#)
 CEE5176S [218](#)
 CEE5177S [218](#)
 CEE5178S [218](#)
 CEE5179S [218](#)
 CEE5180I [219](#)
 CEE5ABD—terminate enclave with an abend
 generating a dump and [47](#)
 handling user abends and [12](#), [22](#)
 modifying condition handling behavior and [12](#)
 CEE5DMP—generate dump
 generating an LE/VSE dump with [27](#)
 options [27](#)
 relationship to PLIDUMP [120](#)
 syntax [27](#)
 CEEBXITA assembler user exit [14](#)
 CEEDCOD—decompose a condition token [16](#)
 CEEHDLR—register user condition handler [14](#)
 CEEL000S [219](#)
 CEEL001S [219](#)
 CEEL002S [219](#)
 CEEL003S [220](#)
 CEEL004S [220](#)
 CEEL005I [220](#)
 CEEL009S [220](#)
 CEEL010E [220](#)
 CEEL011S [221](#)
 CEEMGET—get a message [16](#)
 CEEMOUT—dispatch a message [16](#)
 CEEMRCR—move resume cursor relative to handle cursor [12](#)
 CEEMSG—get, format, and dispatch a message [16](#)
 CEESGL—signal a condition [16](#)
 CEESTART [55](#)
 CEL2001I [221](#)
 CEL2002E [221](#)
 CEL2003E [221](#)
 CEL2004E [222](#)
 CEL2005E [222](#)
 CEL2006I [222](#)
 CEL2007E [222](#)
 CEL2008E [222](#)
 CEL4000I [223](#)
 CEL4001I [223](#)
 CEL4002I [223](#)
 CEL4003E [223](#)
 CEL4004E [223](#)
 CEL4005E [224](#)
 CEL4006W [224](#)
 CEL4007I [224](#)
 CEL4008S [224](#)
 CEL4009S [224](#)
 CEL4010I [225](#)
 CEL4011I [225](#)
 CEL4012I [225](#)
 CEL4013I [225](#)
 CEL4014I [225](#)
 CEL4015I [226](#)
 CEL4016E [226](#)
 CEL4017E [226](#)
 CEL4018I [226](#)
 CEL4019I [226](#)

- CEL4020I [227](#)
- CEL4026W [227](#)
- CEL4028I [227](#)
- CEL4032S [227](#)
- CEL4033I [227](#)
- CEL4034E [228](#)
- CEL4036E [228](#)
- CEL4037E [228](#)
- CEL4039E [228](#)
- CEL4040I [228](#)
- CEL4041E [229](#)
- CEL4043E [229](#)
- CEL4045W [229](#)
- CEL404W [229](#)
- CEL4067I [230](#)
- CEL4070I [230](#)
- CEL4080E [230](#)
- CEL4090I [230](#)
- CEL4101E [231](#)
- CHECK run-time option
 - function [6](#)
 - modifying condition handling behavior and [13](#)
- CHECKOUT compile-time option [3](#)
- CICS
 - abends
 - application, from an EXEC CICS command [140](#)
 - debugging for [135](#)
 - debugging information, table of locations [135](#)
 - destination control table (DCT) [135](#)
 - example traceback in CESE transient data queue [136](#)
 - examples of output [136](#)
 - nonzero reason code returned, table of output [139](#)
 - reason codes [137](#)
 - register and program status word contents [137](#)
 - return codes
 - C [414](#)
 - COBOL [415](#)
 - LE/VSE [138](#)
 - PL/I [407](#)
 - run-time messages [136](#)
 - run-unit work-area storage tracing [138](#)
 - transaction
 - dump [136](#)
 - rollback [139](#)
- CICS CLER transaction, run-time messages [231](#)
- class test [88](#)
- classifying errors table [19](#)
- CLER CICS transaction, run-time messages [231](#)
- CLER104W [231](#)
- CLLE (COBOL load list entry) [94](#)
- COBCOM control block [97](#)
- COBOL
 - base locator for working storage [95](#)
 - compile-time options [4](#)
 - debugging examples [98](#), [103](#)
 - dump
 - external data in [95](#)
 - file information in [95](#)
 - linkage section in [95](#)
 - local variables in [90](#)
 - routine information in [90](#)
 - run unit storage in [96](#)
 - stack frames for active routines in [90](#)
 - working storage in [95](#)
- COBOL (*continued*)
 - errors [87](#)
 - listings [90](#)
 - memory file control block [73](#)
 - messages, run-time [365](#)
 - program class storage [95](#)
 - return codes to CICS [138](#), [415](#)
 - routine
 - calling LE/VSE dump service [90](#)
- COBVEC control block [97](#)
- COMMAREA (Communication Area) [137](#)
- compile-time options
 - C [3](#)
 - COBOL [4](#)
 - PL/I [5](#)
- condition
 - information
 - for active routines [32](#)
 - in dump [32](#)
 - unhandled [16](#)
- condition handling
 - behavior, modifying [12](#)
 - user-written condition handler [12](#), [14](#)
- condition information block [35](#), [42](#)
- condition manager [16](#)
- CONDITION option of CEE5DMP callable service [27](#), [35](#)
- condition token
 - case 1 [16](#)
 - case 2 [16](#)
 - example of [16](#)
- conditions, nested [16](#)
- control block for active routines [32](#)
- CRUT
 - controlling transaction [138](#)
- csnap() [67](#)
- ctrace() [67](#)

D

- D CEE,? | HELP [23](#)
- D CEE,CEEOPT [23](#)
- D CEE,CEEDOPT [23](#)
- D CEE,CEEEXIT [23](#)
- D CEE,CEESTAT [23](#)
- D CEE,OPTS [23](#)
- data
 - map listing [90](#)
 - values [35](#)
- DCT (destination control table) [135](#)
- DEBUG run-time option [6](#)
- debugging
 - C, examples [78](#), [81](#)
 - COBOL, examples [98](#), [103](#)
 - for CICS [135](#)
 - PL/I, examples [125](#), [128](#)
 - tool [23](#)
- DEPTHCONDLMT run-time option
 - function [6](#)
 - loop/wait errors and [19](#)
 - modifying condition handling behavior and [13](#)
- diagnosis checklist [419](#)
- disability [xix](#)
- DISPLAY statement [16](#), [87](#)

DSA (dynamic storage area) [35](#)
DSECT utility messages [262](#)
dummy DSA [35](#)
dump
 date in [32](#)
 dynamically allocated storage in [32](#)
DUMP suboption of TERMTHDACT run-time option [29](#)

E

ECB (enclave control block) [32](#)
EDB (enclave data block) [32](#)
EDC prefix [19](#), [21](#)
EDC4000S [233](#)
EDC4001S [234](#)
EDC4002S [234](#)
EDC4004W [234](#)
EDC4005E [234](#)
EDC4006S [234](#)
EDC4007S [234](#)
EDC4008S [234](#)
EDC4009S [235](#)
EDC4010W [235](#)
EDC4011E [235](#)
EDC4012E [235](#)
EDC4013I [235](#)
EDC4014E [235](#)
EDC4015W [235](#)
EDC4016W [235](#)
EDC4017W [236](#)
EDC4019S [236](#)
EDC4020W [236](#)
EDC4021W [236](#)
EDC4022W [236](#)
EDC4023W [236](#)
EDC4024W [237](#)
EDC4025W [237](#)
EDC4026W [237](#)
EDC4027W [237](#)
EDC4028W [237](#)
EDC4029W [238](#)
EDC4031W [238](#)
EDC4036E [238](#)
EDC4037E [238](#)
EDC4039E [238](#)
EDC4040E [238](#)
EDC4041I [238](#)
EDC4042S [238](#)
EDC4053S [239](#)
EDC4054W [239](#)
EDC4057E [239](#)
EDC4058E [239](#)
EDC4100 40 [240](#)
EDC4101 40 [240](#)
EDC4102 40 [240](#)
EDC4103 40 [241](#)
EDC4104 40 [241](#)
EDC4105 40 [241](#)
EDC4106 40 [241](#)
EDC4107 40 [241](#)
EDC4108 10 [241](#)
EDC4109 40 [242](#)
EDC4110 40 [242](#)
EDC4111 40 [242](#)
EDC4112 40 [242](#)
EDC4113 30 [242](#)
EDC4114 10 [243](#)
EDC4115 30 [243](#)
EDC4116 30 [243](#)
EDC4117 30 [243](#)
EDC4118 30 [243](#)
EDC4119 30 [243](#)
EDC4120 30 [243](#)
EDC4121 30 [244](#)
EDC4122 30 [244](#)
EDC4123 30 [244](#)
EDC4124 40 [244](#)
EDC4125 30 [244](#)
EDC4126 30 [245](#)
EDC4127 10 [245](#)
EDC4128 10 [245](#)
EDC4129 30 [245](#)
EDC4130 30 [245](#)
EDC4131 10 [245](#)
EDC4132 30 [246](#)
EDC4133 40 [246](#)
EDC4134 10 [246](#)
EDC4135 30 [246](#)
EDC4136 30 [246](#)
EDC4137 30 [246](#)
EDC4138 30 [247](#)
EDC4139 10 [247](#)
EDC4140 30 [247](#)
EDC4141 10 [247](#)
EDC4142 30 [247](#)
EDC4143 30 [247](#)
EDC4144 30 [248](#)
EDC4145 10 [248](#)
EDC4146 10 [248](#)
EDC4147 10 [249](#)
EDC4148 10 [249](#)
EDC4149 30 [249](#)
EDC4150 30 [249](#)
EDC4151 10 [249](#), [254](#), [256](#)
EDC4152 10 [249](#), [254](#), [256](#)
EDC4153 10 [250](#)
EDC4154 30 [250](#)
EDC4155 30 [250](#)
EDC4156 30 [250](#)
EDC4157 10 [250](#)
EDC4158 10 [250](#)
EDC4159 30 [251](#)
EDC4160 10 [251](#)
EDC4161 10 [251](#)
EDC4162 30 [251](#)
EDC4163 30 [251](#)
EDC4164 30 [251](#)
EDC4165 10 [252](#)
EDC4166 30 [252](#)
EDC4167 30 [252](#)
EDC4168 10 [252](#)
EDC4169 30 [252](#)
EDC4170 40 [252](#)
EDC4171 30 [253](#)
EDC4172 30 [253](#)
EDC4180 30 [254](#)
EDC4181 30 [254](#)
EDC4182 30 [254](#)

EDC4183 30 <u>254</u>	EDC5017I <u>270</u>
EDC4184 30 <u>255</u>	EDC5018I <u>270</u>
EDC4185 30 <u>255</u>	EDC5019I <u>271</u>
EDC4186 30 <u>255</u>	EDC5020I <u>271</u>
EDC4187 30 <u>255</u>	EDC5021I <u>271</u>
EDC4188 30 <u>255</u>	EDC5022I <u>271</u>
EDC4189 30 <u>255</u>	EDC5023I <u>272</u>
EDC4190 30 <u>256</u>	EDC5025I <u>272</u>
EDC4191 30 <u>256</u>	EDC5027I <u>272</u>
EDC4192 30 <u>256</u>	EDC5028I <u>272</u>
EDC4193 30 <u>256</u>	EDC5029I <u>272</u>
EDC4194 30 <u>256</u>	EDC5030I <u>273</u>
EDC4195 30 <u>257</u>	EDC5031I <u>273</u>
EDC4201 00 <u>257</u>	EDC5032I <u>273</u>
EDC4202 00 <u>257</u>	EDC5033I <u>273</u>
EDC4203 30 <u>257</u>	EDC5034I <u>274</u>
EDC4204 30 <u>258</u>	EDC5035I <u>274</u>
EDC4205 30 <u>258</u>	EDC5036I <u>274</u>
EDC4206 30 <u>258</u>	EDC5038I <u>274</u>
EDC4207 30 <u>258</u>	EDC5041I <u>274</u>
EDC4208 30 <u>258</u>	EDC5042I <u>275</u>
EDC4210 30 <u>258</u>	EDC5043I <u>275</u>
EDC4211 30 <u>258</u>	EDC5045I <u>275</u>
EDC4212 30 <u>259</u>	EDC5046I <u>275</u>
EDC4213 30 <u>259</u>	EDC5047I <u>275</u>
EDC4214 30 <u>259</u>	EDC5048I <u>276</u>
EDC4215 30 <u>259</u>	EDC5049I <u>276</u>
EDC4216 30 <u>259</u>	EDC5051I <u>276</u>
EDC4217 30 <u>259</u>	EDC5052I <u>276</u>
EDC4218 30 <u>260</u>	EDC5053I <u>276</u>
EDC4219 30 <u>260</u>	EDC5054I <u>277</u>
EDC4220 30 <u>260</u>	EDC5055I <u>277</u>
EDC4221 30 <u>260</u>	EDC5057I <u>277</u>
EDC4222 30 <u>260</u>	EDC5059I <u>277</u>
EDC4223 30 <u>260</u>	EDC5060I <u>278</u>
EDC4224 30 <u>260</u>	EDC5061I <u>278</u>
EDC4225 30 <u>261</u>	EDC5063I <u>278</u>
EDC4226 30 <u>261</u>	EDC5065I <u>278</u>
EDC4227 30 <u>261</u>	EDC5066I <u>278</u>
EDC4228 30 <u>261</u>	EDC5067I <u>278</u>
EDC4229 30 <u>261</u>	EDC5072I <u>279</u>
EDC4230 30 <u>261</u>	EDC5073I <u>279</u>
EDC4231 30 <u>261</u>	EDC5074I <u>279</u>
EDC4232 30 <u>262</u>	EDC5076I <u>279</u>
EDC4233 30 <u>262</u>	EDC5077I <u>279</u>
EDC4234 30 <u>262</u>	EDC5078I <u>280</u>
EDC4236 30 <u>262</u>	EDC5079I <u>280</u>
EDC4237 30 <u>262</u>	EDC5080I <u>280</u>
EDC5000I <u>267</u>	EDC5083I <u>280</u>
EDC5001I <u>267</u>	EDC5084I <u>281</u>
EDC5002I <u>267</u>	EDC5087I <u>281</u>
EDC5003I <u>267</u>	EDC5088I <u>281</u>
EDC5004I <u>268</u>	EDC5089I <u>281</u>
EDC5005I <u>268</u>	EDC5091I <u>281</u>
EDC5006I <u>268</u>	EDC5092I <u>282</u>
EDC5007I <u>268</u>	EDC5094I <u>282</u>
EDC5008I <u>268</u>	EDC5099I <u>282</u>
EDC5009I <u>269</u>	EDC5100I <u>282</u>
EDC5010I <u>269</u>	EDC5101I <u>282</u>
EDC5011I <u>269</u>	EDC5102I <u>283</u>
EDC5012I <u>269</u>	EDC5103I <u>283</u>
EDC5014I <u>270</u>	EDC5113I <u>283</u>
EDC5015I <u>270</u>	EDC5117I <u>283</u>
EDC5016I <u>270</u>	EDC5118I <u>283</u>

[EDC5119I 284](#)
[EDC5121I 284](#)
[EDC5122I 284](#)
[EDC5127I 284](#)
[EDC5128I 284](#)
[EDC5131I 284](#)
[EDC5132I 285](#)
[EDC5134I 285](#)
[EDC5137I 285](#)
[EDC5138I 285](#)
[EDC5145I 285](#)
[EDC5147I 286](#)
[EDC5160I 286](#)
[EDC5165I 286](#)
[EDC5168I 286](#)
[EDC5169I 286](#)
[EDC5180E 286](#)
[EDC5181E 287](#)
[EDC5182E 287](#)
[EDC5183E 287](#)
[EDC5184E 287](#)
[EDC5185E 287](#)
[EDC5186E 288](#)
[EDC5187E 288](#)
[EDC5188E 288](#)
[EDC5191E 288](#)
[EDC5223S 289](#)
[EDC5224S 289](#)
[EDC5500 - EDC5599 289](#)
[EDC5500 10 263](#)
[EDC5501 30 263](#)
[EDC5502 30 263](#)
[EDC5503 30 263](#)
[EDC5504 30 263](#)
[EDC5505 00 264](#)
[EDC5506 30 264](#)
[EDC5507 40 264](#)
[EDC5508 30 264](#)
[EDC5509 40 264](#)
[EDC5510 40 264](#)
[EDC5511 10 264](#)
[EDC5512 10 264](#)
[EDC5513 10 264](#)
[EDC5514 30 265](#)
[EDC5515 00 265](#)
[EDC5516 10 265](#)
[EDC5517 10 265](#)
[EDC5518 10 265](#)
[EDC5519 10 265](#)
[EDC5520 40 265](#)
[EDC5521 40 265](#)
[EDC5522 10 266](#)
[EDC5599 30 266](#)
[EDC6000E 289](#)
[EDC6001E 289](#)
[EDC6002E 290](#)
[EDC6003E 290](#)
[EDC6004E 290](#)
[EDC6005E 290](#)
[EDC6006E 290](#)
[EDC6007E 291](#)
[EDC6008E 291](#)
[EDC6009E 291](#)
[EDCT001S 291](#)
[EDCT002S 292](#)
[EDCT003S 292](#)
[EDCT010S 292](#)
[EDCT011S 292](#)
[EDCV001I 292](#)
[EDCV002I 292](#)
[EDCV020W 293](#)
[EDCV099I 293](#)
[EIB \(exec interface block\) 137](#)
enclave

- [identifier in dump 32](#)
- [member list 32](#)
- [storage 32](#)
- [termination behavior, establishing 15](#)

[entry information 32](#)
[ENTRY option of CEE5DMP callable service 27](#)
entry point

- [name of active routines in dump 32](#)

[ERRCOUNT run-time option function 6](#)
[modifying condition handling behavior and 13](#)
[wait/loop error and 19](#)
[errno 73](#)
error

- [determining source of 419](#)
- [message while LE/VSE was handling another error 16](#)
- [unanticipated 19](#)

[ESD compile-time option 5](#)
examples

- [C routines 78, 81](#)
- [calling a nonexistent subroutine 81, 100, 128](#)
- [COBOL routines 98, 103](#)
- [divide-by-zero error 78, 103, 130](#)
- [output under CICS 136](#)
- [PL/I routines 125, 128](#)
- [subscript range error 98, 126](#)

[EXEC CICS command application abends from 140](#)
[EXEC CICS DUMP statements 137](#)
external data

- [for COBOL routines in dump 95](#)

F

[fetch information in dump 74](#)
[fetch\(\) 55](#)
[fetchable phase 55](#)
file

- [for COBOL, in dump 95](#)
- [status key 88](#)

[file control block \(FCB\) 75](#)
[FILES option of CEE5DMP callable service 27](#)
[FLAG compile-time option 3](#)
[floating point registers, in dump 32](#)
[FNAME option of CEE5DMP callable service 27](#)

G

[general purpose registers 32](#)
[genxlt utility messages 256](#)
[glossary 427](#)
[GMAREA 94](#)

GONUMBER compile-time option [3](#), [5](#)
GOSTMT compile-time option [5](#)

H

HANDLE ABEND EXEC CICS command [135](#)
header files, C
 ctest.h [66](#)
 errno.h [78](#)
 stdio.h [55](#)
 stdlib.h [78](#)
heap storage
 created by CEECRHP callable service [11](#)
 storage in dump [32](#)
 user [10](#)
homepage, VSE [xxv](#)

I

I/O conventions
 C [55](#)

IBM prefix [19](#), [21](#)
IBM0004S [295](#)
IBM0005S [295](#)
IBM0006S [295](#)
IBM0018S [295](#)
IBM0020S [296](#)
IBM0021S [296](#)
IBM0022S [296](#)
IBM0023S [297](#)
IBM0024S [297](#)
IBM0025S [297](#)
IBM0027S [297](#)
IBM0028S [298](#)
IBM0029S [298](#)
IBM0031S [298](#)
IBM0032S [298](#)
IBM0033S [299](#)
IBM0034S [299](#)
IBM0035S [299](#)
IBM0036S [299](#)
IBM0037S [300](#)
IBM0038S [300](#)
IBM0039S [300](#)
IBM0040S [301](#)
IBM0042S [301](#)
IBM0043S [301](#)
IBM0045S [301](#)
IBM0046S [302](#)
IBM0047S [302](#)
IBM0048S [302](#)
IBM0049S [302](#)
IBM0053S [303](#)
IBM0054S [303](#)
IBM0055S [303](#)
IBM0056S [303](#)
IBM0059S [304](#)
IBM0100W [304](#)
IBM0101W [304](#)
IBM0120S [305](#)
IBM0121S [305](#)
IBM0122S [305](#)
IBM0123S [306](#)

IBM0124S [306](#)
IBM0125S [306](#)
IBM0140S [306](#)
IBM0141S [307](#)
IBM0142S [307](#)
IBM0144S [307](#)
IBM0145S [308](#)
IBM0146S [308](#)
IBM0147S [308](#)
IBM0148S [308](#)
IBM0149S [309](#)
IBM0160S [309](#)
IBM0161S [310](#)
IBM0162S [310](#)
IBM0163S [310](#)
IBM0164S [310](#)
IBM0165S [311](#)
IBM0166S [311](#)
IBM0167S [311](#)
IBM0168S [311](#)
IBM0180S [312](#)
IBM0181S [312](#)
IBM0182S [312](#)
IBM0190W [312](#)
IBM0191W [313](#)
IBM0195W [313](#)
IBM0196W [313](#)
IBM0200S [313](#)
IBM0201S [313](#)
IBM0202S [314](#)
IBM0203S [314](#)
IBM0204S [314](#)
IBM0205S [315](#)
IBM0206S [315](#)
IBM0207S [315](#)
IBM0208S [315](#)
IBM0209S [316](#)
IBM0210S [316](#)
IBM0211S [317](#)
IBM0212S [317](#)
IBM0213S [317](#)
IBM0214S [317](#)
IBM0215S [318](#)
IBM0221S [318](#)
IBM0225S [318](#)
IBM0227S [318](#)
IBM0228S [318](#)
IBM0229S [319](#)
IBM0230S [319](#)
IBM0231S [319](#)
IBM0232S [319](#)
IBM0233S [320](#)
IBM0234S [320](#)
IBM0235S [320](#)
IBM0236S [320](#)
IBM0237S [321](#)
IBM0238S [321](#)
IBM0240S [321](#)
IBM0241S [321](#)
IBM0242S [322](#)
IBM0243S [322](#)
IBM0244S [322](#)
IBM0245S [322](#)
IBM0246S [323](#)

[IBM0247S](#) [323](#)
[IBM0248S](#) [323](#)
[IBM0249S](#) [323](#)
[IBM0250S](#) [323](#)
[IBM0251S](#) [324](#)
[IBM0252S](#) [324](#)
[IBM0253S](#) [324](#)
[IBM0254S](#) [324](#)
[IBM0255S](#) [325](#)
[IBM0256S](#) [325](#)
[IBM0257S](#) [325](#)
[IBM0258S](#) [325](#)
[IBM0259S](#) [325](#)
[IBM0260S](#) [326](#)
[IBM0261S](#) [326](#)
[IBM0262S](#) [326](#)
[IBM0263S](#) [326](#)
[IBM0264S](#) [327](#)
[IBM0265S](#) [327](#)
[IBM0266S](#) [327](#)
[IBM0267S](#) [327](#)
[IBM0268S](#) [327](#)
[IBM0269S](#) [328](#)
[IBM0270S](#) [328](#)
[IBM0271S](#) [328](#)
[IBM0272S](#) [328](#)
[IBM0273S](#) [328](#)
[IBM0274S](#) [329](#)
[IBM0275S](#) [329](#)
[IBM0276W](#) [329](#)
[IBM0277W](#) [329](#)
[IBM0280S](#) [329](#)
[IBM0281S](#) [330](#)
[IBM0300S](#) [330](#)
[IBM0301S](#) [330](#)
[IBM0320W](#) [330](#)
[IBM0321W](#) [331](#)
[IBM0330W](#) [331](#)
[IBM0340S](#) [331](#)
[IBM0341S](#) [331](#)
[IBM0342S](#) [331](#)
[IBM0360W](#) [332](#)
[IBM0361W](#) [332](#)
[IBM0365W](#) [332](#)
[IBM0368W](#) [332](#)
[IBM0380S](#) [332](#)
[IBM0381S](#) [333](#)
[IBM0382S](#) [333](#)
[IBM0400W](#) [333](#)
[IBM0420S](#) [333](#)
[IBM0421S](#) [333](#)
[IBM0440W](#) [334](#)
[IBM0441W](#) [334](#)
[IBM0442W](#) [334](#)
[IBM0460S](#) [334](#)
[IBM0461S](#) [335](#)
[IBM0480S](#) [335](#)
[IBM0482S](#) [335](#)
[IBM0504S](#) [335](#)
[IBM0505S](#) [335](#)
[IBM0506S](#) [336](#)
[IBM0507S](#) [336](#)
[IBM0508S](#) [336](#)
[IBM0512S](#) [336](#)
[IBM0516S](#) [336](#)
[IBM0518S](#) [337](#)
[IBM0519S](#) [337](#)
[IBM0531S](#) [337](#)
[IBM0532S](#) [337](#)
[IBM0533S](#) [338](#)
[IBM0534S](#) [338](#)
[IBM0535S](#) [338](#)
[IBM0536S](#) [338](#)
[IBM0537S](#) [338](#)
[IBM0560S](#) [339](#)
[IBM0562S](#) [339](#)
[IBM0563S](#) [339](#)
[IBM0564S](#) [339](#)
[IBM0565S](#) [340](#)
[IBM0566S](#) [340](#)
[IBM0567S](#) [340](#)
[IBM0568S](#) [340](#)
[IBM0569S](#) [341](#)
[IBM0570S](#) [341](#)
[IBM0571S](#) [341](#)
[IBM0573S](#) [341](#)
[IBM0576S](#) [342](#)
[IBM0590S](#) [342](#)
[IBM0591S](#) [342](#)
[IBM0593W](#) [342](#)
[IBM0594S](#) [343](#)
[IBM0595S](#) [343](#)
[IBM0596S](#) [343](#)
[IBM0598S](#) [343](#)
[IBM0600S](#) [343](#)
[IBM0601S](#) [344](#)
[IBM0604S](#) [344](#)
[IBM0630S](#) [344](#)
[IBM0631S](#) [344](#)
[IBM0632S](#) [344](#)
[IBM0633S](#) [345](#)
[IBM0634S](#) [345](#)
[IBM0635S](#) [345](#)
[IBM0636S](#) [345](#)
[IBM0637S](#) [346](#)
[IBM0638S](#) [346](#)
[IBM0648S](#) [346](#)
[IBM0650S](#) [346](#)
[IBM0670S](#) [346](#)
[IBM0671S](#) [347](#)
[IBM0672S](#) [347](#)
[IBM0674S](#) [348](#)
[IBM0675S](#) [348](#)
[IBM0676S](#) [348](#)
[IBM0700S](#) [348](#)
[IBM0701S](#) [349](#)
[IBM0722S](#) [349](#)
[IBM0724S](#) [349](#)
[IBM0750S](#) [350](#)
[IBM0780S](#) [350](#)
[IBM0802S](#) [350](#)
[IBM0803S](#) [350](#)
[IBM0804S](#) [351](#)
[IBM0805S](#) [351](#)
[IBM0807S](#) [351](#)
[IBM0808S](#) [351](#)
[IBM0809S](#) [352](#)
[IBM0810S](#) [352](#)

IBM0811S	353	IGZ0024S	369
IBM0812S	353	IGZ0026W	369
IBM0813S	353	IGZ0027W	370
IBM0814S	353	IGZ0028S	370
IBM0816S	354	IGZ0029S	370
IBM0818S	354	IGZ0030S	370
IBM0820S	354	IGZ0031S	371
IBM0821S	354	IGZ0032S	371
IBM0822S	355	IGZ0033S	371
IBM0823S	355	IGZ0034W	371
IBM0825S	355	IGZ0035S	371
IBM0826S	355	IGZ0036W	372
IBM0827S	355	IGZ0037S	372
IBM0829S	356	IGZ0039S	372
IBM0830S	356	IGZ0040S	372
IBM0831S	356	IGZ0041W	373
IBM0832S	356	IGZ0042C	373
IBM0833S	357	IGZ0044S	373
IBM0834S	357	IGZ0046W	373
IBM0835S	357	IGZ0048W	373
IBM0836S	357	IGZ0049W	374
IBM0837S	358	IGZ0050S	374
IBM0838S	358	IGZ0051S	374
IBM0839S	358	IGZ0052C	374
IBM0840S	358	IGZ0053S	375
IBM0841S	359	IGZ0054W	375
IBM0850S	359	IGZ0055W	375
IBM0851S	359	IGZ0056W	375
IBM0852S	359	IGZ0057S	375
IBM0854S	360	IGZ0058S	376
IBM0855S	360	IGZ0059W	376
IBM0856S	360	IGZ0060W	376
IBM0870S	360	IGZ0061S	376
IBM0880S	360	IGZ0063S	377
IBM0900S	361	IGZ0064S	377
IBM0924W	361	IGZ0065S	377
IBM0925W	361	IGZ0066S	377
IBM0926S	361	IGZ0067S	377
IBM0927S	362	IGZ0068W	378
IBM0928S	362	IGZ0071S	378
IBM0929S	362	IGZ0072S	378
IBM0930S	362	IGZ0073S	378
IBM0931S	362	IGZ0074S	379
iconv utility messages	253, 254	IGZ0075S	379
IGZ prefix	19, 21	IGZ0076W	379
IGZ0002S	365	IGZ0077W	379
IGZ0003W	365	IGZ0078S	380
IGZ0004S	365	IGZ0079S	380
IGZ0005S	365	IGZ0080I	380
IGZ0006S	366	IGZ0081W	381
IGZ0007S	366	IGZ0082W	381
IGZ0009C	366	IGZ0083W	381
IGZ0011C	366	IGZ0084W	381
IGZ0012S	367	IGZ0087I	382
IGZ0013S	367	IGZ0088I	382
IGZ0014W	367	IGZ0089I	382
IGZ0015S	367	IGZ0090S	382
IGZ0016W	368	IGZ0091S	383
IGZ0017S	368	IGZ0092W	383
IGZ0018S	368	IGZ0093W	383
IGZ0019W	368	IGZ0094W	383
IGZ0020S	368	IGZ0096C	383
IGZ0021C	369	IGZ0097S	384
IGZ0022W	369	IGZ0098C	384

- [IGZ0099C 384](#)
- [IGZ0100S 384](#)
- [IGZ0151S 384](#)
- [IGZ0152S 385](#)
- [IGZ0154S 385](#)
- [IGZ0155S 385](#)
- [IGZ0156S 385](#)
- [IGZ0157S 385](#)
- [IGZ0158S 386](#)
- [IGZ0159S 386](#)
- [IGZ0160S 386](#)
- [IGZ0161S 386](#)
- [IGZ0162S 386](#)
- [IGZ0163S 387](#)
- [IGZ0164C 387](#)
- [IGZ0165S 387](#)
- [IGZ0166S 387](#)
- [IGZ0167S 387](#)
- [IGZ0168S 388](#)
- [IGZ0169W 388](#)
- [IGZ0170S 388](#)
- [IGZ0171S 388](#)
- [IGZ0172W 389](#)
- [IGZ0198S 389](#)
- [IGZ0199S 389](#)
- [IGZ0200W 389](#)
- [IGZ0201W 390](#)
- [IGZ0202W 390](#)
- [IGZ0203W 390](#)
- [IGZ0204W 391](#)
- [IGZ0205W 391](#)
- [IGZ0206W 391](#)
- [IGZ0207W 392](#)
- [IGZ0215S 392](#)
- [IGZ0216S 392](#)
- [IGZ0217S 392](#)
- [IGZ0218S 392](#)
- [IGZ0219S 392](#)
- [IGZ0220S 393](#)
- [IGZ0221W 393](#)
- [IGZ0235W 393](#)
- [IGZ0236I 394](#)
- [IGZ0237I 394](#)
- [IGZ0238I 394](#)
- [IGZ0239I 394](#)
- [INITIALIZE statement 88](#)
- inline
 - [report 60](#)
- [instruction length counter in dump 32](#)
- [Internet address, VSE homepage xxv](#)
- [interruption code in dump 32](#)
- [ITBLK in dump 97](#)

L

- [language constructs 87](#)
- LE/VSE
 - [return codes to CICS 138, 407](#)
 - run-time messages
 - [attention routine commands 223](#)
 - [CICS CLER transaction 231](#)
 - [CLER CICS transaction 231](#)
 - [VSE/POWER LSTQ support 219](#)
 - [run-unit messages](#)

- LE/VSE (*continued*)
 - [run-unit messages \(*continued*\)](#)
 - [work-area trace function messages 221](#)
 - [symbolic feedback code 16](#)
- LE/VSE dump
 - [C information in 72](#)
 - [COBOL information in 94](#)
 - [default options 27](#)
 - [example traceback in 32](#)
 - [introduction 30](#)
 - [multiple enclaves and 45](#)
 - options
 - [BLOCKS 27](#)
 - [CONDITION 27, 35](#)
 - [ENCLAVE 27](#)
 - [ENTRY 27](#)
 - [FILES 27](#)
 - [FNAME 27](#)
 - [NOBLOCKS 27](#)
 - [NOCONDITION 27](#)
 - [NOENTRY 27](#)
 - [NOFILES 27](#)
 - [NOSTORAGE 27](#)
 - [NOTRACEBACK 27](#)
 - [NOVARIABLES 27](#)
 - [PAGESIZE\(n\) 27](#)
 - [STACKFRAME 27](#)
 - [STORAGE 27](#)
 - [THREAD 27](#)
 - [TRACEBACK 27, 35](#)
 - [VARIABLES 27, 35](#)
 - output
 - [for C routines 69](#)
 - [for COBOL routines 90](#)
 - [for PL/I routines 120](#)
 - [PL/I information in 121](#)
 - [section descriptions 32](#)
 - [TERMTHDACT suboptions 29](#)
 - [title 32](#)
 - [traceback with condition information](#)
 - [COBOL routine 90](#)
 - [LE for OS/390 & VM routine 69](#)
 - [LE/VSE routine 32](#)
 - [PL/I routine 120](#)
 - [using CEE5DMP callable service 27, 32](#)
 - [using PLIDUMP subroutine 30, 120](#)
 - [using TERMTHDACT run-time option 29](#)
- [library stack statistics 10](#)
- linkage editor
 - [module map 60](#)
- [linkage section, for COBOL routines in dump 95](#)
- [LIST compile-time option 3–5](#)
- listings generated by compiler
 - [C 60](#)
 - [COBOL 90](#)
 - [PL/I 114](#)
- [LMESSAGE compile-time option 5](#)
- [local variables 32](#)
- [localedef utility messages 239, 240](#)
- [LSTQ support run-time messages 219](#)

M

- [machine state information, in dump 32](#)

MAP compile-time option [4](#), [5](#)
 memory file control block (MFCB) [73](#), [76](#)
 messages
 classifying errors and [19](#)
 DSECT utility [262](#), [263](#)
 genxlt utility [256](#)
 iconv utility [253](#), [254](#)
 localedef utility [239](#), [240](#)
 prelinker [233](#)
 run-time, C [267](#)
 run-time, CICS [136](#)
 run-time, COBOL [365](#)
 run-time, LE/VSE [143](#)
 run-time, PL/I [295](#)
 TCP/IP-related [291](#)
 user-created [16](#)
 using in your routine [16](#)
 module name prefixes, LE/VSE [19](#)
 MSG suboption of TERMTHDACT [29](#)
 MSGFILE run-time option
 function [6](#)
 run-time messages and [21](#)
 MSGQ run-time option [6](#)

N

nested condition [16](#)
 no response (wait/loop) [19](#)
 NOBLOCKS option of CEE5DMP callable service [27](#)
 NOCONDITION option of CEE5DMP callable service [27](#)
 NOENTRY option of CEE5DMP callable service [27](#)
 NOFILES option of CEE5DMP callable service [27](#)
 NOSTORAGE option of CEE5DMP callable service [27](#)
 NOTRACEBACK option of CEE5DMP callable service [27](#)
 NOVARIABLES option of CEE5DMP callable service [27](#)

O

OFFSET compile-time option [3–5](#)
 optimizing
 C [3](#)
 COBOL [4](#)
 PL/I [5](#)
 options
 C compile-time [3](#)
 COBOL compile-time [4](#)
 defaults for dump [29](#)
 determining run-time in effect [7](#)
 LE/VSE run-time [6](#)
 PL/I compile-time [5](#)
 OUTDD compile-time option [4](#)
 output
 incorrect [19](#)
 missing [19](#)

P

page number, in dump [32](#)
 PAGESIZE(n) option of CEE5DMP callable service [27](#)
 parameter
 checking value of [14](#)
 variable [64](#)
 perror() function [59](#)

phase, fetchable [55](#)
 PL/I
 address of interrupt, finding in dump [122](#)
 CAA address, finding in dump [125](#)
 common anchor area (CAA) [125](#)
 compile-time options
 generating listings with [114](#)
 list of [5](#)
 compiler listings
 object code listing [117](#)
 static storage map [116](#)
 variable storage map [117](#)
 CSECT [116](#)
 debugging examples [125](#), [128](#)
 dump
 error type, finding in [122](#)
 parameter list, finding contents in [124](#)
 PL/I information, finding in [121](#), [124](#)
 PLIDUMP subroutine and [120](#)
 statement number, finding in [122](#)
 timestamp, finding in [124](#)
 variables, finding in [123](#)
 ERROR ON-unit [112](#), [122](#)
 errors [111](#), [113](#)
 floating-point register [112](#)
 object code listing [117](#)
 ON statement control block [116](#)
 static storage listing [116](#)
 SUBSCRIPTRANGE condition [112](#), [113](#), [126](#)
 PLIDUMP subroutine [120](#)
 PMR (Problem Management Record) [423](#)
 pointer variables [55](#)
 prelinker messages [233](#)
 prelinker utility messages [233](#)
 preventive service planning (PSP) bucket [419](#)
 printf() function [55](#)
 Problem Management Record (PMR) [423](#)
 procedure division listings [90](#)
 process
 control block [32](#)
 member list [32](#)
 process control block (PCB) [32](#)
 program class storage [95](#)
 program status word (PSW) [32](#)
 pseudo-assembler listing [60](#)
 PSP (preventive service planning) bucket [419](#)

Q

QUIET suboption of TERMTHDACT run-time option [29](#)

R

reason code
 for LE/VSE abends [397](#)
 nonzero returned to CICS [139](#)
 under CICS [137](#)
 registers 0–15, in dump [32](#)
 REGSTOR option of CEE5DMP callable service [27](#)
 release number, in dump [32](#)
 return code
 bad or nonzero [19](#)
 C to CICS [414](#)

- return code (*continued*)
 - COBOL to CICS [415](#)
 - LE/VSE to CICS [407](#)
- RPTOPTS run-time option [7](#)
- RPTSTG run-time option [9](#)
- run unit
 - COBOL [96](#)
 - level control block [96](#)
 - storage in dump [32](#), [96](#)
- run-time messages
 - C [267](#)
 - COBOL [365](#)
 - LE/VSE [143](#)
 - PL/I [295](#)
 - under CICS [136](#)
- run-time options
 - ABPERC [6](#)
 - ABTERMENC [6](#)
 - CHECK [6](#)
 - DEBUG [6](#)
 - DEPTHCONDLMT [6](#)
 - determining those in effect [7](#)
 - ERRCOUNT [6](#)
 - MSGFILE [6](#)
 - MSGQ [6](#)
 - specifying [14](#)
 - STORAGE [6](#)
 - TERMTHDACT [6](#)
 - TEST [6](#)
 - TRACE [6](#)
 - TRAP [6](#)
 - useful in debugging [6](#), [13](#)
 - USRHDLR [6](#)
 - XUFLOW [6](#)
- run-unit work-area storage tracing [138](#), [139](#)

S

- S CEE,CLEAR [23](#)
- S CEE,OPTS='run-time option over-rides string' [23](#)
- scope terminator [87](#)
- SET statement [88](#)
- signal information in dump [73](#)
- Socket API Multiplexer [291](#)
- sorted cross-reference listing [90](#)
- SOURCE compile-time option [3–5](#)
- source listing [60](#)
- stack frame [35](#)
- STACKFRAME option of CEE5DMP callable service [27](#)
- statement numbers, in dump [35](#)
- static
 - variables, in dump [123](#)
 - writable map [62](#), [63](#), [65](#)
- status of routines in dump [32](#)
- stderr [16](#)
- stdio.h [55](#)
- stdout [16](#)
- storage
 - evaluating use of [9](#)
 - for active routines [32](#)
 - offset listing [60](#)
 - report [9](#)
 - statistics [10](#), [11](#)
- STORAGE compile-time option [5](#)

- STORAGE option of CEE5DMP callable service [27](#)
- STORAGE run-time option [6](#)
- structure
 - map [60](#), [65](#)
 - variable example code [65](#)
- symbolic feedback code [16](#)
- system abend
 - with TRAP(OFF) [19](#)
 - with TRAP(ON) [19](#)
- system dump, generating [47](#)

T

- task global table (TGT) [94](#)
- TCP/IP-related messages [291](#)
- TERMTHDACT run-time option
 - function [6](#), [29](#)
 - generating a dump and [13](#)
 - modifying condition handling behavior and [6](#)
 - suboptions [29](#)
- TEST compile-time option [3–5](#)
- TEST run-time option [6](#)
- THDCOM in dump [97](#)
- THREAD option of CEE5DMP callable service [27](#)
- time, in dump [32](#)
- title, in dump [32](#)
- TRACE run-time option
 - function [6](#)
- TRACE suboption of TERMTHDACT run-time option [29](#)
- TRACEBACK option of CEE5DMP callable service [27](#), [35](#)
- transaction
 - dump [137](#)
 - rollback [139](#)
 - rollback effects of assembler user exit on [139](#)
 - work area [137](#)
- TRAP run-time option
 - function [6](#)
 - LE/VSE condition handling and [13](#), [47](#)
 - user abends and [22](#)

U

- U1xxx [397](#)
- U4000 (X'FA0') [397](#)
- U4034 (X'FC2') [397](#)
- U4036 (X'FC4') [398](#)
- U4038 (X'FC6') [398](#)
- U4039 (X'FC8') [398](#)
- U4040 (X'FC8') [398](#)
- U4041 (X'FC9') [398](#)
- U4042 (X'FCA') [398](#)
- U4045 (X'FCD') [399](#)
- U4082 (X'FF2') [399](#)
- U4083 (X'FF3') [399](#)
- U4085 (X'FF5') [400](#)
- U4086 (X'FF6') [400](#)
- U4087 (X'FF7') [400](#)
- U4088 (X'FF8') [401](#)
- U4091 (X'FFB') [401](#)
- U4092 (X'FFC') [402](#)
- U4093 (X'FFD') [403](#)
- U4094 (X'FFE') [405](#)
- U4095 (X'FFF') [405](#)

UADUMP [29](#)
uconvdef() utility messages [257](#)
unhandled conditions
 establishing enclave termination behavior for [15](#)
USE EXCEPTION/ERROR declaratives [88](#)
USE FOR DEBUGGING declarative [88](#)
user
 abend
 code [19](#)
 codes, list of [397](#)
 exit [14](#), [15](#)
 heap, statistics [11](#)
 stack, statistics [10](#)
user-specified abends [21](#)
USRHDLR run-time option [6](#)
Uxxxx (≤ 4000) [397](#)

V

variables
 in LE/VSE dump [35](#)
 structure example code [65](#)
VARIABLES option of CEE5DMP callable service [27](#), [35](#)
VBREF compile-time option [4](#)
verb cross-reference [90](#)
version number, in dump [32](#)
VSE/POWER LSTQ support run-time messages [219](#)

W

working storage, in dump [32](#), [95](#)

X

XREF compile-time option [3-5](#)
XUFLOW run-time option
 function [6](#)
 modifying condition handling behavior and [13](#)



Product Number: 5686-CF9

SC33-6681-12

